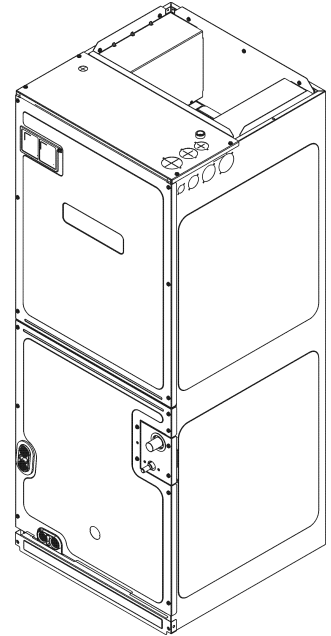




REPAIR PARTS

AMST Air Handler

AMST24BU1300AA
AMST30BU1300AA
AMST36BU1300AA
AMST36CU1300AA
AMST42CU1300AA
AMST48CU1300AA
AMST60DU1300AA



Amana® is a registered trademark of Maytag Corporation or its related companies and is used under license. All rights reserved.

This manual is to be used by qualified technicians only.

This manual replaces RP-A4359

© 2024 - 2025 Goodman Company, L.P. ♦ 19001 Kermier Rd. ♦ Waller, TX 77484

Important Information

Index

Functional Parts List	3
Illustration and Parts	4 - 9

Views shown are for parts illustrations only, not servicing procedures.

Text Codes:

AR - As Required

NA - Not Available

NS - Not Shown

00000000 - See Note

QTY - Quantity Example (QTY 3) (If Quantity not shown, Quantity = 1)

M - Model Example (M1) (If M Code not shown, then part is used on all Models)

Expanded Model Nomenclature:

Example M1 - Model#1 M2 - Model#2 M3 - Model#3

Goodman Company, L.P. is not responsible for personal injury or property damage resulting from improper service. Review all service information before beginning repairs.

Warranty service must be performed by an authorized technician, using authorized factory parts. If service is required after the warranty expires, Goodman Company, L.P. also recommends contacting an authorized technician and using authorized factory parts.

Goodman Company, L.P. reserves the right to discontinue, or change at any time, specifications or designs without notice or without incurring obligations.

For assistance within the U.S.A. contact:

Homeowner Support
Goodman Company, L.P.
19001 Kermier Road
Waller, Texas 77484
877-254-4729-Telephone
713-863-2382-Facsimile

For assistance outside the U.S.A. contact:

International Division
Goodman Company, L.P.
19001 Kermier Road
Waller, Texas 77484
713-861-2500-Telephone
713-863-2382-Facsimile

Functional Parts

Part

No: Description:

0151R00271	ADJUSTABLE VALVE TXV(FX) (M7)
0151R00270	ADJUSTABLE VALVE TXV(FX) (M6)
0151R00269	ADJUSTABLE VALVE TXV(FX) (M5)
0151R00268	ADJUSTABLE VALVE TXV(FX) (M3, M4)
0151R00267	ADJUSTABLE VALVE TXV(FX) (M2)
0151R00266	ADJUSTABLE VALVE TXV(FX) (M1)
0130M00908	DPDT RELAY 24VAC (M1, M2, M3, M4, M5, M6)
0131M01107	MOTOR (M7)
0131M01105	MOTOR (M6)
0131M01104	MOTOR (M5)
0131M01103	MOTOR (M4)
0131M01101	MOTOR (M2, M3)
0131M01100	MOTOR (M1)
SER2A05012	SENSATA, R32 SENSOR
0130M00871	TRANSFORMER 75VA

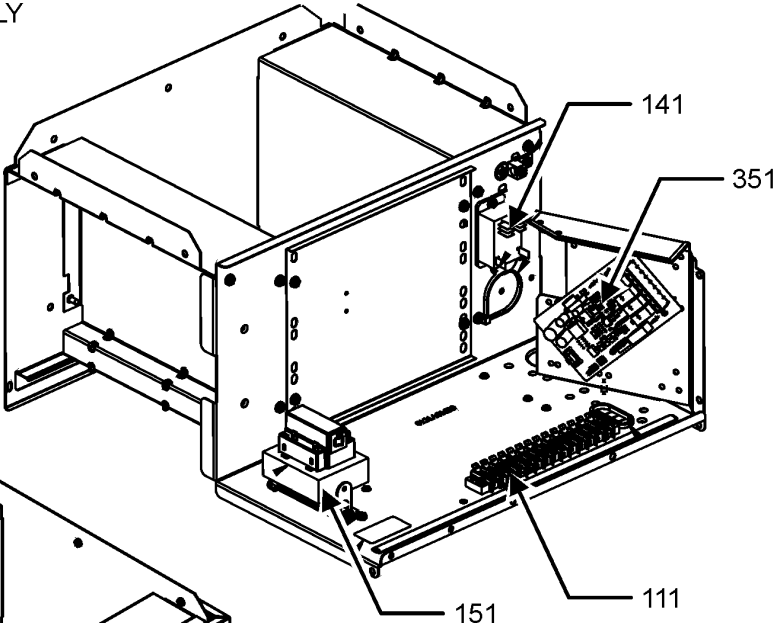
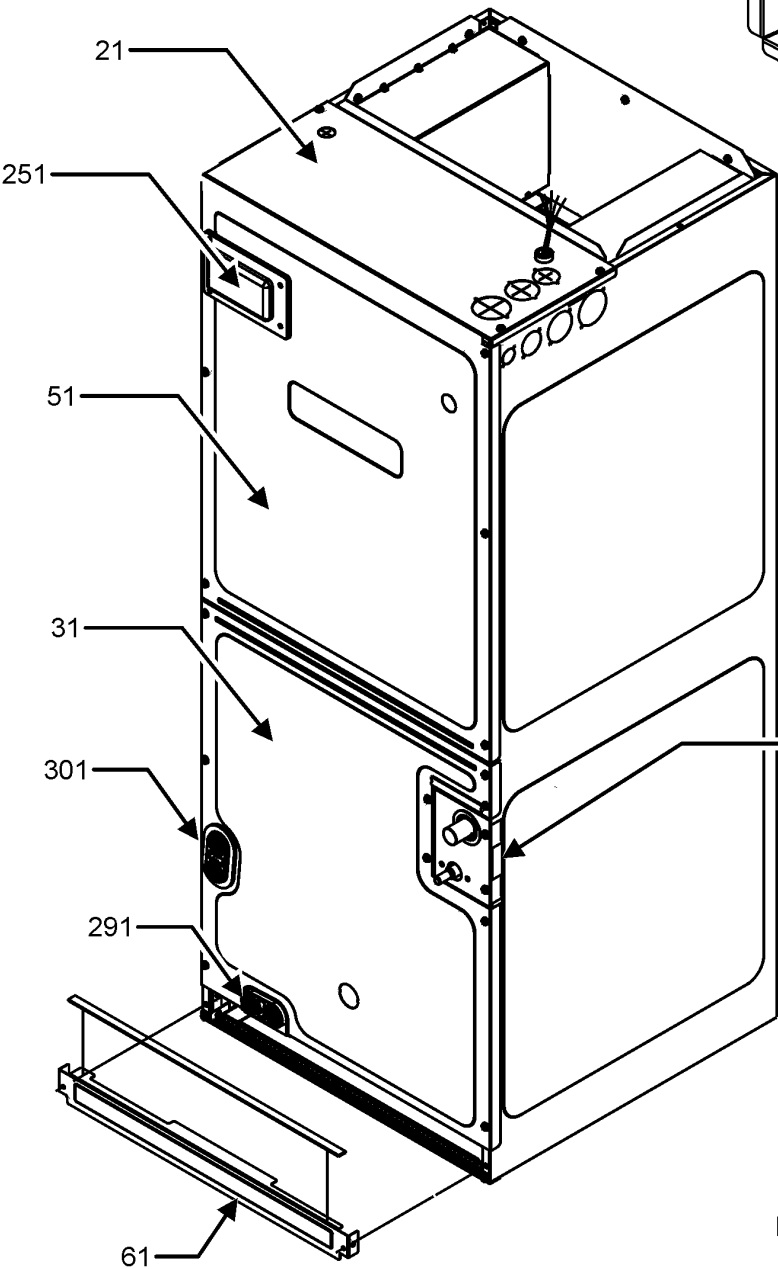
Expanded Model Nomenclature

M1 - AMST24BU1300AA
M2 - AMST30BU1300AA
M3 - AMST36BU1300AA
M4 - AMST36CU1300AA
M5 - AMST42CU1300AA
M6 - AMST48CU1300AA
M7 - AMST60DU1300AA

Cabinet and Control Box Assembly

WRAPPER AND CONTROL PANEL ASSEMBLY

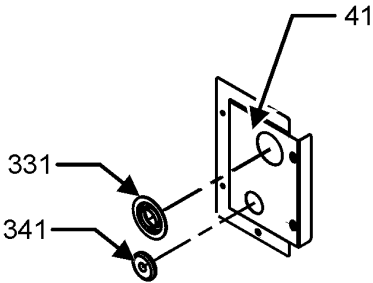
WRAPPER ASSEMBLY



CONTROL PANEL ASSEMBLY

CONTROL PANEL ASSEMBLY
MAY DIFFER FROM WHAT IS
SHOWN

SEE
REFRIGERATION
TUBING PANEL
DETAIL



REFRIGERATION TUBING PANEL DETAIL

Cabinet and Control Box Assembly

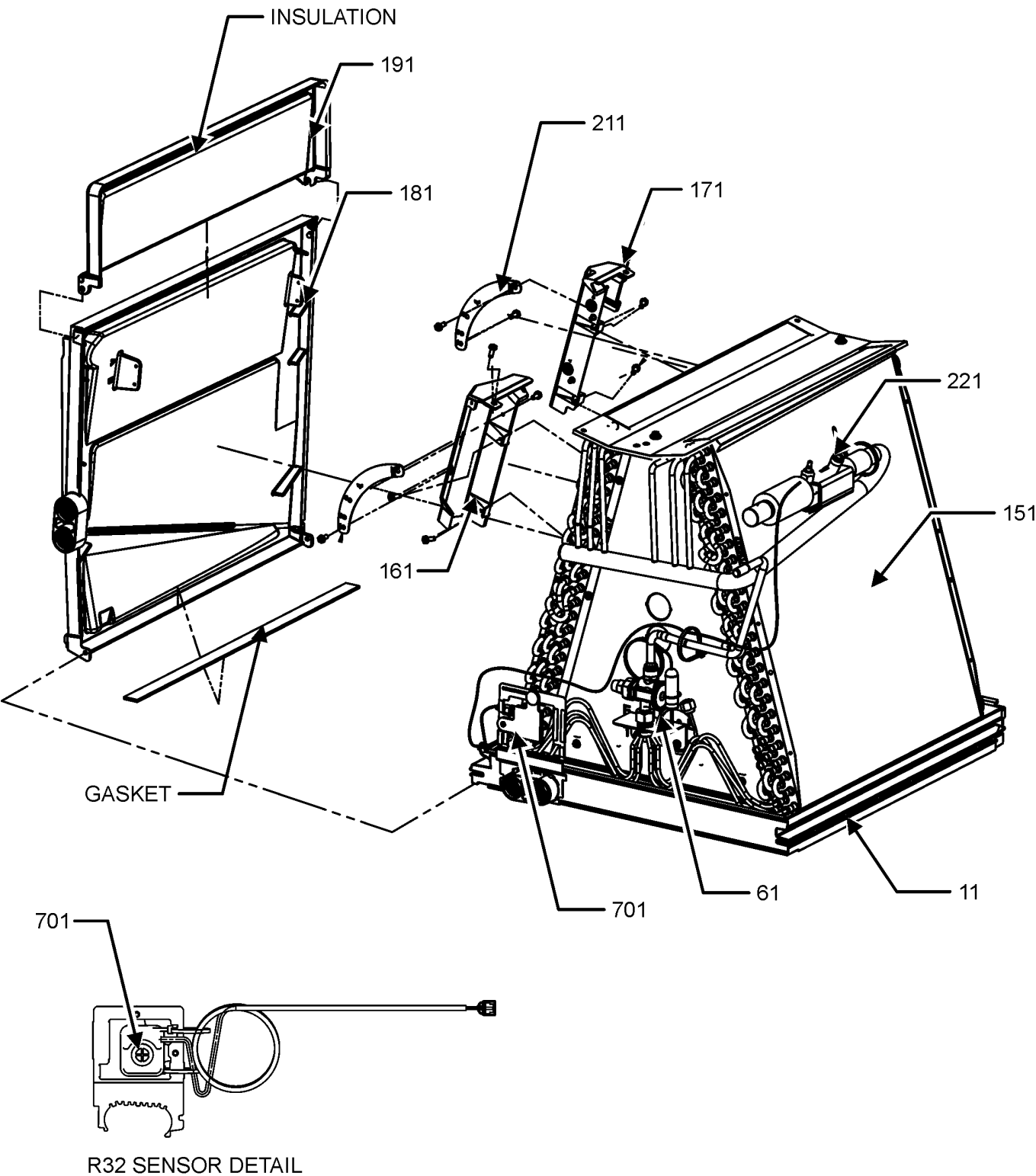
Ref. Part No: No:	Description:	Ref. Part No: No:	Description:
Image 1:			
21	0121A01483PDG		PLATE, UPPER TIE, PAINTED (M1, M2, M3)
21	0121A01484PDG		PLATE, UPPER TIE, PAINTED (M4, M5, M6)
21	0121A01485PDG		PLATE, UPPER TIE, PAINTED (M7)
31	0121A00618PDG		LOWER ACCESS PANEL (M7)
31	0121A01470PDG		LOWER ACCESS PANEL, PAINTED (M1)
31	0121A01473PDG		LOWER ACCESS PANEL, PAINTED (M2, M3)
31	0121A01474PDG		LOWER ACCESS PANEL, PAINTED (M4)
31	0121A01477PDG		LOWER ACCESS PANEL, PAINTED (M5)
31	0121A01478PDG		LOWER ACCESS PANEL, PAINTED (M6)
41	0121A00658PDG		REFRIGERATION TUBING PANEL
51	0121A01440PDG		PANEL, UPPER ACCESS (M7)
51	0121A01441PDG		PANEL, UPPER ACCESS (M5, M6)
51	0121A01442PDG		PANEL, UPPER ACCESS (M1, M2, M3)
51	0121A01575PDG		UPPER ACCESS PANEL, PAINTED (M4)
61	0121A00242PDG		Panel, Filter Access, Ptd (M1, M2, M3)
61	0121A00243PDG		Panel, Filter Access, Ptd (M4, M5, M6)
61	0121A00244PDG		Panel, Filter Access, Ptd (M7)
111	0130M00020		TERMINAL BOARD
141	0130M00908		DPDT RELAY 24VAC (M1, M2, M3, M4, M5, M6)
151	0130M00871		TRANSFORMER 75VA
251	0161A00073		CIRCUIT BREAKER COVER
291	0154A00006BL		Gasket, Drain Pan (M6, M7)
291	0154D00037		GASKET, DRAIN PAN (M1, M2, M3, M4, M5)
301	0154A00007BL		Gasket, Drain Pan
331	0164A00016		GROMMET
341	0164A00002		GROMMET
351	PCBCM301V0001		PCB, CONTROL, AIR HANDLER
NS	0159A00028		HARNESS, WIRE (M1, M2, M3, M4, M5, M6)
NS	B1378533		LUG, GROUND SMALL, 4T
NS	0159A00027		SPIDER WIRE HARNESS (M7)
NS	0163A00026		THUMB SCREW (QTY 2)
NS	BT1392909		WASHER; SS RETAINING (QTY 2)
NS	0259A00012P		WIRE ASSY, 9 PIN FEMALE CONN.
NS	0259A00015P		WIRE ASSY, 9 PIN MALE CONN.

Expanded Model Nomenclature

M1 - AMST24BU1300AA M2 - AMST30BU1300AA M3 - AMST36BU1300AA M4 - AMST36CU1300AA M5 - AMST42CU1300AA M6 - AMST48CU1300AA M7 - AMST60DU1300AA

Coil Assembly

COIL ASSEMBLY



COIL ASSEMBLY MAY DIFFER FROM WHAT IS SHOWN

Coil Assembly

Ref. Part No: No:	Description:	Ref. Part No: No:	Description:
Image 1:			
11	0161A00122		DRAIN PAN MAIN, E COIL (M1, M2, M3)
11	0161A00123		DRAIN PAN MAIN, E COIL (M4, M5)
11	0161A00051		DRAINPAN, VERTICAL (M7)
11	0161A00052		DRAINPAN, VERTICAL (M6)
61	0151R00266		ADJUSTABLE VALVE TXV(FX) (M1)
61	0151R00267		ADJUSTABLE VALVE TXV(FX) (M2)
61	0151R00268		ADJUSTABLE VALVE TXV(FX) (M3, M4)
61	0151R00269		ADJUSTABLE VALVE TXV(FX) (M5)
61	0151R00270		ADJUSTABLE VALVE TXV(FX) (M6)
61	0151R00271		ADJUSTABLE VALVE TXV(FX) (M7)
151	0270A01851		COIL TUBING ASSY (M7)
151	0270A01908		COIL TUBING ASSY (M1)
151	0270A01914		COIL TUBING ASSY (M3)
151	0270A01918		COIL TUBING ASSY (M5)
151	0270A01919		COIL TUBING ASSY (M4)
151	0270A01956		COIL TUBING ASSY (M2)
151	0270A01850		EVAP COIL TUBING ASSY (M6)
161	0161A00157		CONDENSATE COLLECTOR, FRONT (M1, M2, M3, M4, M5)
161	0161A00060		CONDENSATE, COLLECT, FRONT (M6, M7)
171	0161A00158		CONDENSATE COLLECTOR, BACK (M1, M2, M3, M4, M5)
171	0161A00061		CONDENSATE, COLLECT, BACK (M6, M7)
181	0161A00053		DRAIN PAN HORIZONTAL, TALL (M6, M7)
181	0161A00152		DRAIN PAN, SIDE (M1, M4)
181	0161A00153		DRAIN PAN, SIDE (M2, M3, M5)
191	0161A00155		DRAIN PAN EXT, E COIL (M3, M5)
191	0161A00156		DRAIN PAN EXT, E COIL (M4)
191	0161A00056		DRAIN PAN, EXTENSION, TALL (M6, M7)
211	0121A00633		Bracket, Drip Shield (M6)
211	0121D01235		BRACKET, DRIP SHIELD (M7)
211	0121D00882		BRKT, 2"-C (M3, M5)
211	0121D00897		BRKT, 3" (M2)
211	0121D01262		BRKT, 4"-C (M4)
211	0121D00929		BRKT, C (M1)
221	0163M00629		RED CAP WITH O-RING
701	SER2A05012		SENSATA, R32 SENSOR
NS	BT1369063		90 DEGREE STUB (M1, M2, M3, M4, M5, M7)
NS	0121A01738		SENSOR BRACKET
NS	0151M00104		VALVE CORE

Expanded Model Nomenclature

M1 - AMST24BU1300AA M2 - AMST30BU1300AA M3 - AMST36BU1300AA M4 - AMST36CU1300AA M5 - AMST42CU1300AA M6 - AMST48CU1300AA M7 - AMST60DU1300AA

BLOWER ASSEMBLY

Exploded view diagram of a motor assembly. The main assembly includes a housing (111), a motor (21), and a circular component (171). The circular component (171) is shown in an exploded view with various mounting brackets (141, 41, 51, 161) and fasteners (131). The diagram includes two callouts: "SEE MOTOR MOUNT DETAIL" pointing to the motor (21) and "MOTOR MOUNT DETAIL" pointing to the circular component (171).

8

Blower Assembly

Ref. Part No: No:	Description:	Ref. Part No: No:	Description:
Image 1:			
21	0131M01100		MOTOR (M1)
21	0131M01101		MOTOR (M2, M3)
21	0131M01103		MOTOR (M4)
21	0131M01104		MOTOR (M5)
21	0131M01105		MOTOR (M6)
21	0131M01107		MOTOR (M7)
41	B1392918		WASHER, FLAT 1/4 ID X 1 OD (QTY 3)
51	M0250565		SCREW-TC 1.25" (QTY 3)
111	0271A00029		ASSY, BLOWER SHELL 10 X 8 (M5)
111	0271A00206		BLOWER SHELL ASSY (M7)
111	0271A00497		BLOWER SHELL ASSY (M1, M2, M3)
111	0271A00499		BLOWER SHELL ASSY (M6)
111	0271A00832		BLOWER SHELL ASSY (M4)
131	0121M00039		MOTOR MOUNT BAND (HEAVY DUTY)
141	0163M00537		MOTOR MOUNT ARM (M1, M2, M3, M4, M6)
141	0163M00538		MOUNT ARM, MOTOR (M5, M7)
161	B1393800		LOCKNUT, NYLON, INSERT 1/4,20
171	0163M00320		HEX HEAD ALL THREAD TAP BOLT
NS	B1368058		Blower Wheel (10 X 8) (M5)
NS	764740		BLWR BLK-OFF,10X8 (M5)
NS	0159A00032		HARNESS, WIRE
NS	0163M00003P		SCREW #10 X 1/2 A SLOT SR BLK
NS	0230M00014		X-13 POWER HARNESS

Expanded Model Nomenclature

M1 - AMST24BU1300AA M2 - AMST30BU1300AA M3 - AMST36BU1300AA M4 - AMST36CU1300AA M5 - AMST42CU1300AA M6 - AMST48CU1300AA M7 - AMST60DU1300AA
