

Climate 5000 Series - Gen 4

12K BTU Single Zone Max Performance System


Wall Mounted IDU

Engineering
Submittal
Sheet



BOSCH

Overview and Project Information



Project name	
Location	
Architect	
Engineer	
General contractor	
Reference #	

12K Btu Single Zone Max Performance System - Wall Mounted IDU

Indoor part number		8-733-962-673
Indoor model number		BMS500-AAU012-1AHWXD
Outdoor part number		8-733-962-689
Outdoor model number		BMS500-AAS012-1CSXHD
Efficiency Data		AHRI 210/240 2023
SEER2		25.4
EER2		13.4
HSPF2 Region IV		10.5
HSPF2 Region V		8.0
COP(47F)		3.76
COP (5F)		1.80
Performance Data		AHRI 210/240 2023
Cooling	Capacity Range	3800~14600
	Rated Capacity	12000
	Current	4.0
	Input Power	890
Heating	Capacity Range	3800~16000
	Rated Capacity (47F)	12000
	Rated Capacity (5F)	11500
	Current	4.1
	Input Power	935
Electrical Data		
Power supply (V / Ø / Hz)		208-230 / 1 / 60
Min. circuit ampacity indoor/outdoor (A)		3.0 / 15.0
Max. fuse indoor/outdoor (A)		15.0 / 15.0
Compressor Data		
Type:		Rotary
Refrigerant oil /oil charge (ml)		VG74 / 350
Input (W)		885
Rated current (RLA/A)		6.0
Operation Range		
ODU	Cooling (°F / °C)	-22~122 / -30~50
	Heating (°F / °C)	-22~75 / -30~24
IDU	Cooling (°F / °C)	60~90 / 16~32
	Heating (°F / °C)	32~86 / 0~30

Piping

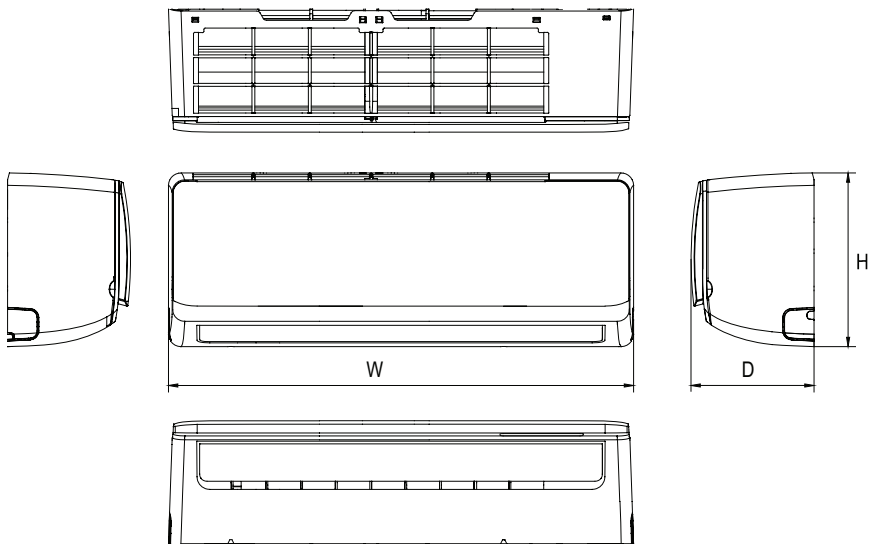
Refrigerant precharge (oz/g)		35.27 / 1000
Length for precharge (ft/m)		24.6 / 7.5
Liquid side (in/mm)		1/4" / Ø6.35
Gas side (in/mm)		3/8" / Ø9.52
Additional charge per ft (oz/g)		0.16 / 4.54
Max. refrigerant pipe length (ft/m)		82 / 25
Max. difference in height (ft/m)		49.2 / 15
System Data		
Refrigerant type		R454B
Design pressure (PSIG)		550 / 340
Dehumidification (pts/hr)		2.53
IDU	Fan motor model	ZKFP-20-8-6-7
	Fan motor qty (ea)	1
	Fan motor input (W)	50.0
	Fan speed (RPM)	1100 / 850 / 700
	Air flow, Turbo / H / M / L / Si (CFM)	441.4 / 323.7 / 229.6 / 176.6 / 147.2
	Approx. Air Throw Range ft (m)	23.0 / 7
	Noise level, Turbo / H / M / L / Si (dB(A))	47 / 36.5 / 32.5 / 22 / 19.5
	Net weight (lbs / kg)	22.93 / 10.4
ODU	Gross weight (lbs / kg)	29.32 / 13.3
	Fan motor model	ZKFN-34-10-1-3
	Fan motor qty (ea)	1
	Fan motor input (W)	50.0
	Fan motor speed, H / / L (RPM)	780 / 680 / 580
	Air flow, Max (CFM)	1470.6
	Noise level, Max (dB(A))	56
	Net weight (lbs / kg)	72.75 / 33
	Gross weight (lbs / kg)	78.7 / 35.7
Accessories		
BMS-WT2-XXD (8733962707)		Wired Wall Thermostat
BMS-DRY-XXD (8733969263)		24V Interface
BMS-PK2-7X1 (8733951011)		25ft Lineset
Standard Parts		
8-733-969-088		Remote Control

Climate 5000 Series - Gen 4

12K Btu Single Zone Max Performance System - Wall Mounted IDU

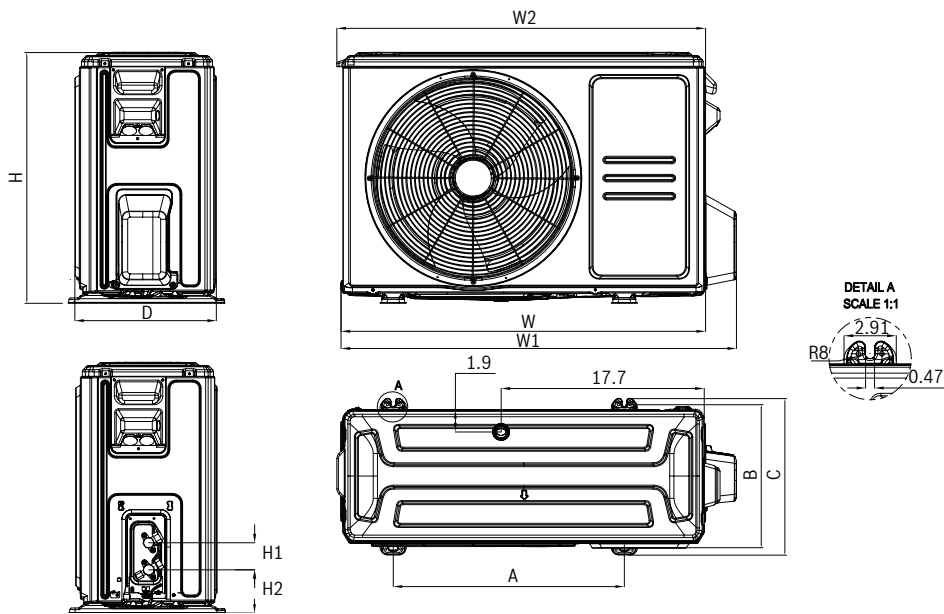


Indoor Unit Dimensions and Connections



Model	W (in)	D (in)	H (in)
BMS500-AAU012-1AHWXD	31.42	9.21	11.85

Outdoor Unit Dimensions and Connections



Model	W (in)	D (in)	H (in)	W1 (in)	W2 (in)	H1 (in)	H2 (in)	A (in)	B (in)	C (in)
BMS500-AAS012-1CSXHD	31.69	12.99	21.81	34.4	32.1	2.4	3.8	20.1	12.5	13.6