



Archer®
20" rectangular undermount bathroom sink
K-2355

Features

- Classic rectangular basin
- Overflow drain
- No faucet holes; requires wall- or counter-mount faucet
- Coordinates with other products in the Archer collection

Material

- Vitreous china

Installation

- Undermount

Recommended Products/Accessories

K-8998 P-Trap
K-23726 Drain treatment
K-23725 Cast iron cleaner

Included Components

1193643 Basin clamps



ADA

CSA B651

Codes/Standards

ASME A112.19.2/CSA B45.1

All applicable US Federal and State material regulations

ADA

ICC/ANSI A117.1

CSA B651







IAPMO Certification

KOHLER® Vitreous China Bathroom Sink Lifetime Limited Warranty

See website for detailed warranty information.

Available Colors/Finishes

Color tiles intended for reference only.

Color	Code	Description
	0	White
	96	Biscuit
	NY	Dune
	95	Ice™ Grey
	58	Thunder™ Grey
	7	Black Black™

1-800-4KOHLER (1-800-456-4537)

Kohler Co. reserves the right to make revisions without notice to product specifications.

For the most current Specification Sheet, go to www.kohler.com USA or www.kohler.ca Canada

12-9-2024 21:59 - US/CA

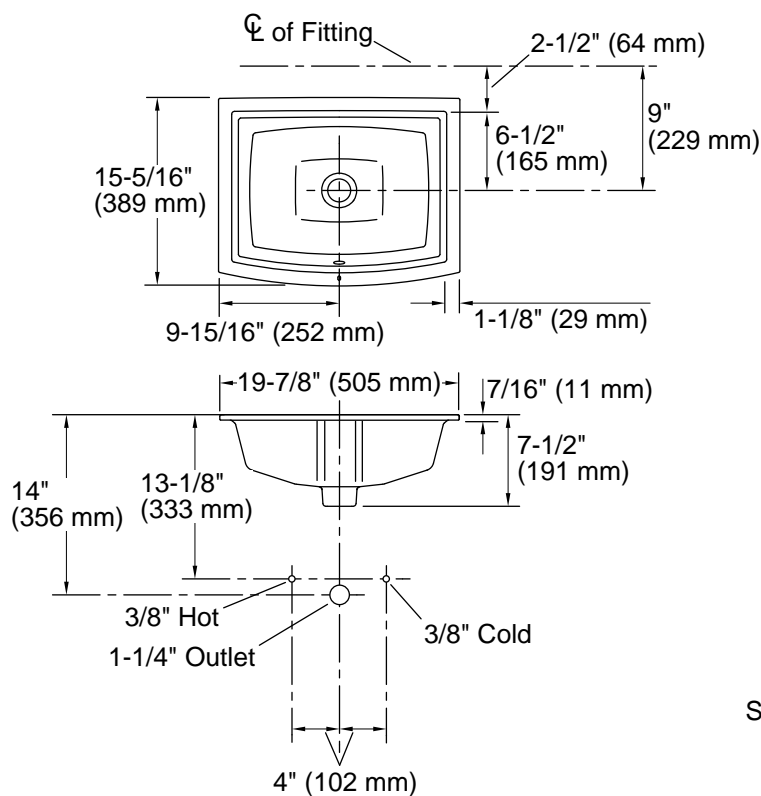
THE BOLD LOOK
OF **KOHLER®**

KOHLER®

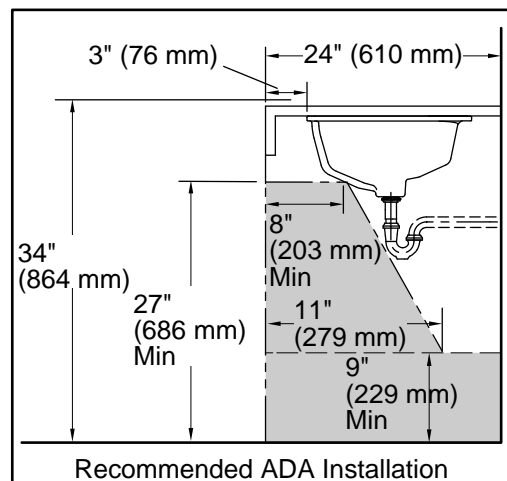
Archer®

20" rectangular undermount bathroom sink

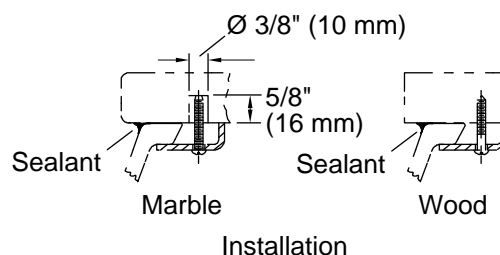
K-2355



Standard Installation



Recommended ADA Installation



Technical Information

All product dimensions are nominal.

Basin configuration: Single Bowl

Bowl area (Only): Length: 17-5/8" (448 mm)
 Width: 13" (330 mm)
 Water depth: 3-3/4" (95 mm)

With overflow: Yes

Drain hole: 1-3/4" (44 mm)

Template: 1224722-7, required, not included

Notes

Notes
Install this product according to the installation instructions.

NOTICE: Countertop manufacturer or cutter must use the cut-out template provided with the product, or a current one provided by Kohler Co. (call 1-800-4-KOHLER). Kohler Co. is not responsible for cutout errors when the incorrect cut-out template is used.

ADA, CSA B651 compliant when installed to the specific requirements of these regulations.