

SUBMITTAL - 18KUAS1B

Job Name: _____

Date: _____

Location: _____

R32

Indoor Unit: **ABUH18KUAS**

Outdoor Unit: **AOUH18KUAS1**



FEATURES

INDOOR UNIT:

- Ceiling-suspended indoor unit delivering superior comfort and energy-efficient performance
- Indoor unit with ProCore™ (High Corrosion Resistant Copper) coils for long-lasting protection against corrosion
- Whisper-quiet operation with sound levels as low as 31dB
- Multiple fan speed options; Auto, High, Med, Low, and Quiet
- Special Operation modes available:
 - Economy Mode/ Energy Saving Mode / Powerful Mode / Minimum Heat Mode / Automatic defrosting operation / Auto-restart function
- Enhanced controls platform for seamless, intuitive operation:
 - Seamless control using the optional IR Receiver and Wireless Remote Controller kit
 - Optional Wi-Fi connectivity enables remote monitoring through the Airstage Mobile App
 - Extended connectivity with support for third-party interface options
 - Compatible with BACnet and Modbus protocols for seamless integration with Building Management and Home Automation Systems
- Advanced scheduling and timer options offer greater control over unit operation:
 - Weekly Timer / 24-hr Timer / Sleep Function
- Optional drain pump unit for efficient water removal and flexible installation
- Offers group control, allowing seamless management of multiple units simultaneously
- Additional premium features include, but are not limited to:
 - Built-in external input and output for interlocking systems with 3rd party devices (Ex: Fire Alarm, Door Switch, Humidifier, Aux. Heat & more)
 - Multiple Auxiliary Heat logic options for optimized heating performance
 - Service monitoring functionality via compatible accessories (UTY-RVRU & UTY-RNRUZ-series)

OUTDOOR UNIT:

- Low GWP R-32 systems for reduced environmental impact
- INVERTER-driven compressor that offers superior performance, comfort, and energy savings
- Compact outdoor unit with extended line set lengths up to 98ft (30m)
- Up to 20% higher rated heating capacity than nominal capacity



7 Year Compressor, 5 Year Parts out-of-the-box Warranty.



10 Year Compressor, 10 Year Parts Warranty when registered within 60 days of installation in a residence.



12 Year Compressor, 12 Year Parts Warranty when registered within 60 days of installation in a residence and installed by a Fujitsu Elite contractor.



Due to continuous product improvements, specifications are subject to change without notice. Please log in to the Fujitsu Portal for the most up-to-date documentation <https://connect.fujitsugeneral.com>

Version: 20250106A

-1 of 6-

SUBMITTAL - 18KUAS1B

SPECIFICATIONS:

Indoor Unit					ABUH18KUAS	
Outdoor Unit					AOUH18KUAS1	
System Name					18KUAS1B	
AHRI Number					215434548	
SEER2		Cooling			Btu/hW	23.4
EER2						12.9
HSPF2		Heating			kW/kW	11.2
COP2						3.64
Outdoor Operation Range		Cooling			°F (°C)	-5 to 122*8 (-21 to 50*8)
		Heating				-5 to 75 (-21 to 24)
Indoor Capacity		Cooling		Rated	Btu/h	18000
				Min.—Max.		3,100—20,100
		Heating	47°FDB (Outdoor temp.)	Rated		21600
			17°FDB (Outdoor temp.) ¹	Min.—Max.		3,100—25,600
				Rated		14400
			5°FDB (Outdoor temp.) ²	Max.		19300
				Rated		17100
				Max.		
Outdoor Connection pipe	Size	Liquid			in (mm)	Ø1/4 (Ø6.35)
		Gas				Ø1/2 (Ø12.70)
	Method				FLARE	
	Pre-charge length				ft (m)	66 (20)
	Min. length					16 (5)
	Max. length					98 (30)
	Max. height difference					49 (15)
Indoor Dimensions (H × W × D)		Net			in (mm)	9-1/4 × 42-1/2 × 27-3/4 (235 × 1,080 × 705)
		Gross				13 × 45-7/8 × 32-1/2 (330 × 1,165 × 825)
Indoor Weight		Net			lb (kg)	53 (24)
		Gross				73 (33)
Outdoor Dimensions (H × W × D)		Net			in (mm)	24-7/8 × 31-7/16 × 11-7/16 (632 × 799 × 290)
		Gross				27-1/4 × 37 × 14-3/4 (692 × 940 × 375)
Outdoor Weight		Net			lb (kg)	84 (38)
		Gross				93 (42)
Indoor Fan	Airflow rate	Cooling		High	CFM (m³/h)	494 (840)
				Med		465 (790)
				Low		418 (710)
				Quiet		383 (650)
		Heating		High		494 (840)
				Med		465 (790)
				Low		418 (710)
				Quiet		383 (650)
	Type × Qty				SIROCCO FAN × 2	
	Outdoor Fan	Airflow rate	Cooling			CFM (m³/h)
Heating			1,154 (1,960)			
Type × Qty				PROPELLER FAN × 1		
Motor output				W	49	
Indoor Sound Pressure Level ⁴		Cooling		High	dB (A)	38
				Med		36
				Low		33
				Quiet		31
		Heating		High		38
				Med		36
				Low		33
				Quiet		31
Outdoor Sound Pressure Level ⁴		Cooling				52
		Heating				55

SUBMITTAL - 18KUAS1B

SPECIFICATIONS:

Outdoor Refrigerant		Type		R32
		Charge	lb oz	2 lb 12 oz
			g	1250
Additional Charge Calculation			oz/ft	0.22
			g/m	20
Outdoor Refrigerant Oil		Type		RMM68AF
		Amount	in ³ (cm ³)	24.4 (400)
Indoor Moisture removal			pints/h (L/h)	4.9 (2.3)
Indoor Drain hose		Material		POLYVINYL CHLORIDE
		Tip Diameter		Ø13/16 (Ø20.7) (I.D.), Ø1-1/16 (Ø26.6) (O.D.)
Indoor Operation range		Cooling	°F (°C)	64 to 90 (18 to 32)
			%RH	80 or less
		Heating	°F (°C)	60 to 86 (16 to 30)
Power Supply				208/230 V~ 60 Hz
Available Voltage Range				187—253
System power supply		Voltage		V
		Frequency		Hz
		Available voltage range		V
Indoor Current	Cooling		A	6.2
	Heating			7.6
Maximum Operating Current ^{*3}		Cooling		12.2
		Heating		14.8
Outdoor Starting Current				7.6
MCA ^{*5}				14.8
Wiring spec. ^{*6}				20
MAX. CKT. BKR ^{*7}				1.39
Indoor Input Power	Cooling		Min.—Max.	0.18—2.01
	Heating	47°FDB (Outdoor temp.)	Rated	1.73
			Min.—Max.	0.15—2.86
		17°FDB (Outdoor temp.) ^{*1}	Rated	1.45
			Max.	2.4
			5°FDB (Outdoor temp.) ^{*2}	Rated
	Max.			
Indoor Power Factor	Cooling		%	97.5
	Heating			99
Energy Star ^{*9}				ES, ESCC, ESME

NOTES

- Cooling: Indoor temperature of 80°F (26.6°CDB)/67°FWB (19.44°CWB), and outdoor temperature of 95°FDB (35°CDB)/75°FWB (23.9°CWB).
- Heating: Indoor temperature of 70°FDB (21.11°CDB)/60°FWB (15.56°CWB), and outdoor temperature of 47°FDB (8.33°CDB)/43°FWB (6.11°CWB).
- 17°FDB (Outdoor temp.).
- 5°FDB (Outdoor temp.).
- *1: Heating (17°F): Indoor temperature of 70°FDB (21.11°CDB)/60°FWB (15.56°CWB), and outdoor temperature of 17°FDB (-8.33°CDB)/15°FWB (-9.44°CWB).
- *2: Heating (5°F): Indoor temperature of 70°FDB (21.11°CDB)/60°FWB (15.56°CWB), and outdoor temperature of 5°FDB (-15.0°CDB)/4°FWB (-15.56°CWB).
- Test conditions are based on AHRI 210/240 2023.
- *4:
- Indoor Sound Pressure Level —Measured values in manufacturer's anechoic chamber.
- Outdoor Sound Pressure Level —Because of the surrounding sound environment, the sound levels measured in actual installation conditions might be higher than the specified values here.
- *3:
- Maximum Operating Current —Maximum current is maximum value when operated within the operation range.
- The total current of indoor unit and outdoor unit.
- MCA —*5: Minimum Circuit Ampacity (Calculation based on UL60335-2-40)
- *6: Selected sample based on Japan Electrotechnical Standards and Codes Committee E0005.
- Wiring spec. As the regulations of wire size and circuit breaker differ in each country or region, select appropriate devices complied to the regional standard.
- MAX. CKT. BKR —*7: Maximum Circuit Breaker
- Operation Range —*8: Suction temperature of the outdoor unit.
- Energy Star —*9: ES = Energy Star, ESCC = Energy Star Cold Climate, ESME = Energy Star Most Efficient.

System continues to operate below rated outdoor operation temperature range, subject to varying conditions. System has no low temperature cut out. Capacity is not tested outside of the rated temperature range.

SUBMITTAL - 18KUAS1B

ACCESSORIES:

Model Number	Description
UTY-RVRU	KAGAMI - Touch Panel Wired Controller
UTY-RNRUZ5	Touch Panel Wired Remote Controller
UTY-RHRY	Simple Wired Remote (Without Mode Function) - Hospitality
UTY-RSRY	Simple Wired Remote (With Mode Function)
UTY-LBTUH	IR Receiver Kit w/ Wireless Remote Controller (Ceiling Susp.)
UTY-TFSXJ4	Wi-Fi adapter (WiFi Interface Module UART Type)
FJ-AC-WIFI-1	Intesis Wi-Fi Device: Wired Module
FJ-IR-WIFI-1NA ^{*1}	Intesis IR Wireless AC Cloud Control Interface (Intesis Home app)
BM101WA ^{*1}	Cielo - Breez Max IR Controller w/ WiFi (Black)
BM102WA ^{*1}	Cielo - Breez Max IR Controller w/ WiFi (White)
UTY-VMSX	Modbus Converter
UTY-VTGX	Network Converter - Convert H-Series Comm. Protocol to V/J-Series Comm.
FJ-AC-485-1	Intesis - BACnet MSTP & Modbus RTU Gateway
UTY-TERX	External Switch Controller
UTY-TTRXZ1 ^{*2}	24V Thermostat Interface
TTRXZ1-KIT ^{*2}	24V Thermostat Interface Kit (UTY-TTRXZ1, UTY-WIFI Plug & 24V Transformer)
UTY-XCSX	External input and output PCB
UTY-XWZXZG	External Connect Kit
UTZ-GXEA	External input and output PCB box
UTY-DSGYZ2 ^{*3}	Airstage Edge Controller
UTZ-DUHGG2A	Hail Guard
UTZ-DUSHG2A	Snowhood
UTZ-DUWBG2A	Wind Baffle

NOTES:

*1 -Requires IR receiver kit UTY-LBTUH to connect this device to IDU.

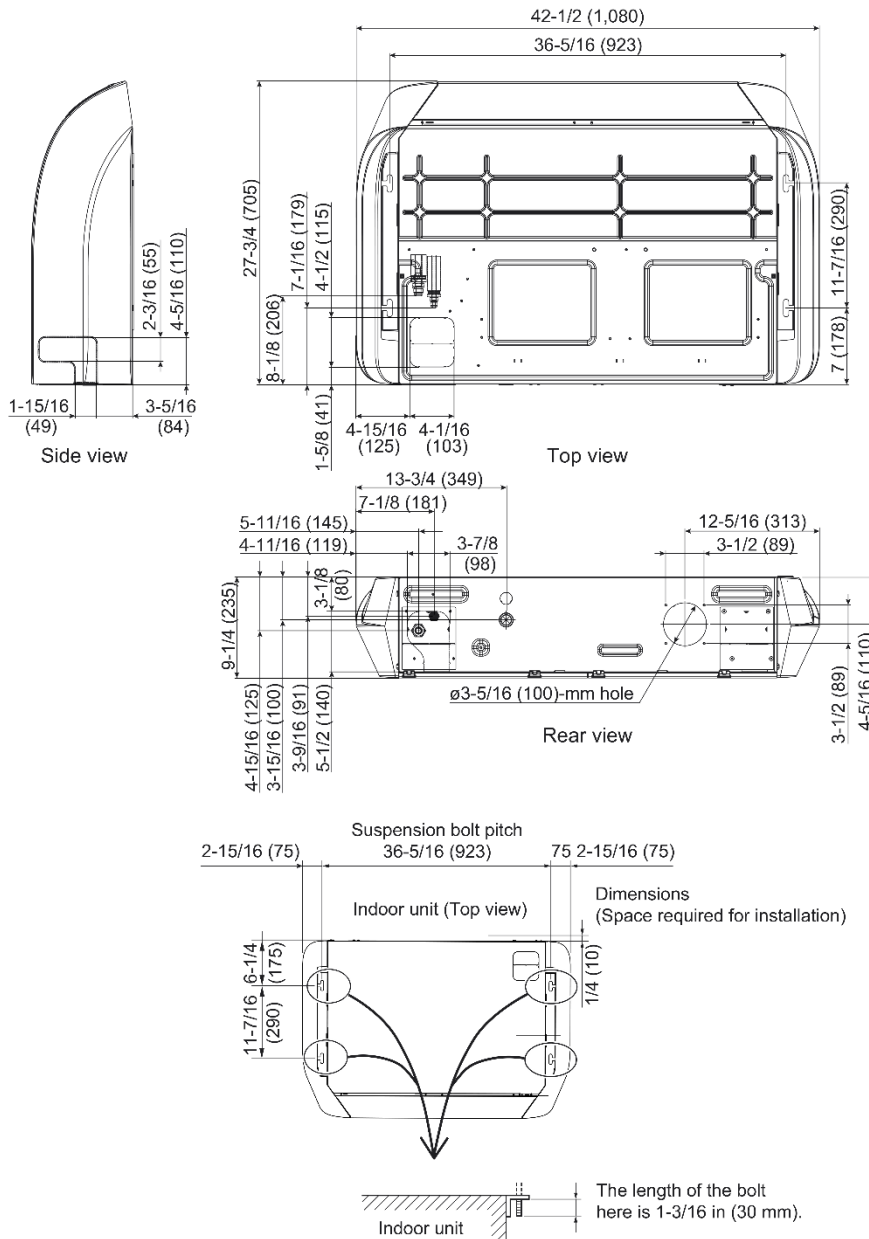
*2 -This device may not be used with any other type of controls (central controller, wire/wireless RC, WiFi adapter, BMS interface).

*3 -Connection to AIRSTAGE Cloud requires a compatible AIRSTAGE Mobile adapter connected to the IDU.

SUBMITTAL - 18KUAS1B

INDOOR UNIT DIMENSIONS:

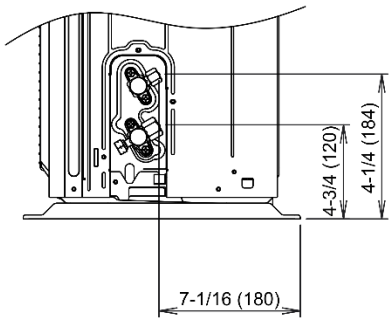
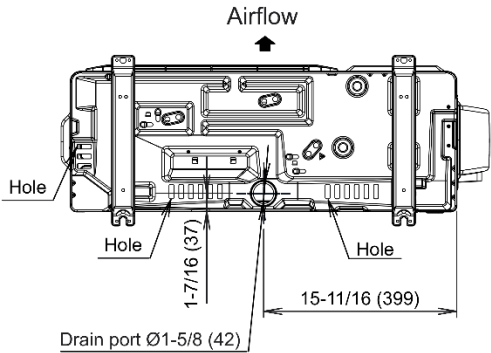
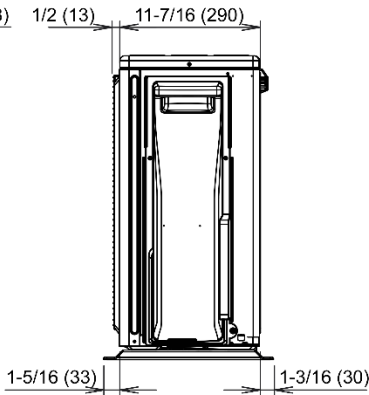
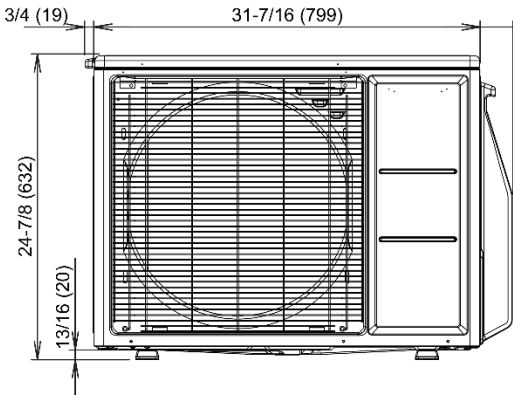
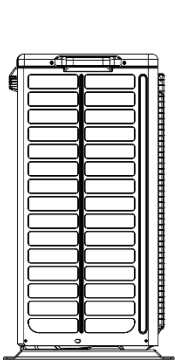
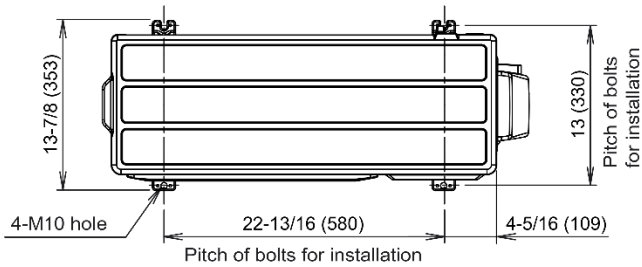
Unit: in (mm)



SUBMITTAL - 18KUAS1B

OUTDOOR UNIT DIMENSIONS:

Unit: in (mm)



The Fujitsu logo is a worldwide trademark of Fujitsu General Limited. The Airstage logo and name is a worldwide trademark of Fujitsu General Limited and is a registered trademark in Japan, the USA and other countries or areas. Copyright 2024 Fujitsu General America, Inc. Fujitsu's products are subject to continuous improvements. Fujitsu reserves the right to modify product design, specifications and information in this brochure without notice and without incurring any obligations.