

SUBMITTAL - 30KUAS1B

Job Name: _____

Date: _____

Location: _____

R32

Indoor Unit: **ABUH30KUAS**

Outdoor Unit: **AOUH30KUAS1**



FEATURES

INDOOR UNIT:

- Ceiling-suspended indoor unit delivering superior comfort and energy-efficient performance
- Indoor unit with ProCore™ (High Corrosion Resistant Copper) coils for long-lasting protection against corrosion
- Whisper-quiet operation with sound levels as low as 32dB
- Multiple fan speed options; Auto, High, Med, Low, and Quiet
- Special Operation modes available:
 - Economy Mode/ Energy Saving Mode / Powerful Mode / Minimum Heat Mode / Automatic defrosting operation / Auto-restart function
- Enhanced controls platform for seamless, intuitive operation:
 - Seamless control using the optional IR Receiver and Wireless Remote Controller kit
 - Optional Wi-Fi connectivity enables remote monitoring through the Airstage Mobile App
 - Extended connectivity with support for third-party interface options
 - Compatible with BACnet and Modbus protocols for seamless integration with Building Management and Home Automation Systems
- Advanced scheduling and timer options offer greater control over unit operation:
 - Weekly Timer / 24-hr Timer / Sleep Function
- Optional drain pump unit for efficient water removal and flexible installation
- Offers group control, allowing seamless management of multiple units simultaneously
- Additional premium features include, but are not limited to:
 - Built-in external input and output for interlocking systems with 3rd party devices (Ex: Fire Alarm, Door Switch, Humidifier, Aux. Heat & more)
 - Multiple Auxiliary Heat logic options for optimized heating performance
 - Service monitoring functionality via compatible accessories (UTY-RVRU & UTY-RNRUZ-series)

OUTDOOR UNIT:

- Low GWP R-32 systems for reduced environmental impact
- INVERTER-driven compressor that offers superior performance, comfort, and energy savings
- Compact outdoor unit with extended line set lengths up to 164ft (50m)
- Blue Fin-coated heat exchanger for improved corrosion resistance and coil durability



7 Year Compressor, 5 Year Parts out-of-the-box Warranty.



10 Year Compressor, 10 Year Parts Warranty when registered within 60 days of installation in a residence.



12 Year Compressor, 12 Year Parts Warranty when registered within 60 days of installation in a residence and installed by a Fujitsu Elite contractor.



Due to continuous product improvements, specifications are subject to change without notice. Please log in to the Fujitsu Portal for the most up-to-date documentation <https://connect.fujitsugeneral.com>

Version: 20250106A

-1 of 6-

SUBMITTAL - 30KUAS1B

SPECIFICATIONS:

Indoor Unit					ABUH30KUAS			
Outdoor Unit					AOUH30KUAS1			
System Name					30KUAS1B			
AHRI Number					215434550			
SEER2		Cooling			Btu/hW	20.8		
EER2						12		
HSPF2		Heating			kW/kW	10.5		
COP2						3.9		
Outdoor Operation Range		Cooling			°F (°C)	-5 to 122*8 (-21 to 50*8)		
		Heating				-5 to 75 (-21 to 24)		
Indoor Capacity		Cooling		Rated	Btu/h	30000		
				Min.—Max.		9,600—35,000		
		Heating	47°FDB (Outdoor temp.)	Rated		32000		
			17°FDB (Outdoor temp.) ^{*1}	Min.—Max.		9,200—38,000		
				17°FDB (Outdoor temp.) ^{*1}		Rated	21200	
						Max.	30900	
				5°FDB (Outdoor temp.) ^{*2}		Rated	28000	
			Max.					
Outdoor Connection pipe	Size	Liquid			in (mm)	Ø3/8 (Ø9.52)		
		Gas				Ø5/8 (Ø15.88)		
	Method					FLARE		
	Pre-charge length				ft (m)	66 (20)		
	Min. length					16 (5)		
	Max. length					164 (50)		
	Max. height difference					98 (30)		
Indoor Dimensions (H × W × D)		Net			in (mm)	9-1/4 × 54-3/4 × 27-3/4 (235 × 1,390 × 705)		
		Gross				13 × 58-1/16 × 32-1/2 (330 × 1,475 × 825)		
Indoor Weight		Net			lb (kg)	68 (31)		
		Gross				90 (41)		
Outdoor Dimensions (H × W × D)		Net			in (mm)	39-5/16 × 37 × 12-5/8 (998 × 940 × 320)		
		Gross				46-5/16 × 40-7/16 × 17-1/2 (1,176 × 1,027 × 445)		
Outdoor Weight		Net			lb (kg)	137 (62)		
		Gross				157 (71)		
Indoor Fan	Airflow rate	Cooling		High	CFM (m³/h)	824 (1,400)		
				Med		659 (1,120)		
				Low		577 (980)		
				Quiet		471 (800)		
		Heating		High		824 (1,400)		
				Med		659 (1,120)		
				Low		577 (980)		
				Quiet		471 (800)		
		Type × Qty					SIROCCO FAN × 3	
		Motor output				W	80	
Outdoor Fan	Airflow rate	Cooling			CFM (m³/h)	2,301 (3,910)		
		Heating				2,219 (3,770)		
	Type × Qty					PROPELLER FAN × 1		
	Motor output				W	120		
Indoor Sound Pressure Level*4		Cooling		High	dB (A)	45		
				Med		40		
				Low		35		
				Quiet		32		
		Heating		High		45		
				Med		40		
				Low		35		
				Quiet		32		
Outdoor Sound Pressure Level *4		Cooling				53		
		Heating				55		

SUBMITTAL - 30KUAS1B

SPECIFICATIONS:

Outdoor Refrigerant		Type		R32	
		Charge	lb oz	4 lb 7 oz	
			g	2000	
Additional Charge Calculation			oz/ft	0.44	
			g/m	40	
Outdoor Refrigerant Oil		Type		RMM68AF	
		Amount	in ³ (cm ³)	48.8 (800)	
Indoor Moisture removal			pints/h (L/h)	8.2 (3.9)	
Indoor Drain hose		Material		POLYVINYL CHLORIDE	
		Tip Diameter		in (mm) Ø13/16 (Ø20.7) (I.D.), Ø1-1/16 (Ø26.6) (O.D.)	
Indoor Operation range		Cooling	°F (°C)	64 to 90 (18 to 32)	
			%RH	80 or less	
		Heating	°F (°C)	60 to 86 (16 to 30)	
Power Supply				208/230 V~ 60 Hz	
Available Voltage Range				187—253	
System power supply		Voltage		V	
		Frequency		Hz	
		Available voltage range		V	
Indoor Current	Cooling		A	11	
	Heating			10.6	
Maximum Operating Current ^{*3}		Cooling		19.8	
		Heating			
Outdoor Starting Current				11	
MCA ^{*5}				19.8	
Wiring spec. ^{*6}		MAX. CKT. BKR ^{*7}		25	
Indoor Input Power	Cooling			Rated	2.5
	Heating	47°FDB (Outdoor temp.)	Min.—Max.	0.42—3.63	
			Rated	2.4	
		17°FDB (Outdoor temp.) ^{*1}	Min.—Max.	0.63—3.83	
			Rated	2.02	
		5°FDB (Outdoor temp.) ^{*2}	Max.	3.92	
			Rated	3.95	
	Indoor Power Factor	Cooling		%	98.8
Heating		98.4			
Energy Star ^{*9}				ES, ESCC, ESME	

NOTES:

- Cooling: Indoor temperature of 80°F(26.67°CDB)/67°FWB(19.44°CWB), and outdoor temperature of 95°FDB(35°CDB)/75°FWB(23.9°CWB).
- 17°FDB(Outdoor temp.), —Heating: Indoor temperature of 70°FDB(21.11°CDB)/60°FWB(15.56°CWB), and outdoor temperature of 47°FDB(8.33°CDB)/43°FWB(6.11°CWB).
- 5°FDB(Outdoor temp.) —*1: Heating (17°F): Indoor temperature of 70°FDB(21.11°CDB)/60°FWB(15.56°CWB), and outdoor temperature of 17°FDB(-8.33°CDB)/15°FWB(-9.44°CWB).
- *2: Heating (5°F): Indoor temperature of 70°FDB(21.11°CDB)/60°FWB(15.56°CWB), and outdoor temperature of 5°FDB(-15.0°CDB)/4°FWB(-15.56°CWB).
- Test conditions are based on AHRI 210/240 2023.
- Indoor Sound Pressure Level —*4:
- Outdoor Sound Pressure Level —Measured values in manufacturer's anechoic chamber.
- Because of the surrounding sound environment, the sound levels measured in actual installation conditions might be higher than the specified values here.
- *3:
- Maximum Operating Current —Maximum current is maximum value when operated within the operation range.
- The total current of indoor unit and outdoor unit.
- MCA —*5: Minimum Circuit Ampacity (Calculation based on UL60335-2-40)
- Wiring spec. —*6: Selected sample based on Japan Electrotechnical Standards and Codes Committee E0005.
- As the regulations of wire size and circuit breaker differ in each country or region, select appropriate devices complied to the regional standard.
- MAX. CKT. BKR —*7: Maximum Circuit Breaker
- Operation Range —*8: Suction temperature of the outdoor unit.
- Energy Star —*9: ES = Energy Star, ESCC = Energy Star Cold Climate, ESME = Energy Star Most Efficient.

System continues to operate below rated outdoor operation temperature range, subject to varying conditions. System has no low temperature cut out. Capacity is not tested outside of the rated temperature range.

SUBMITTAL - 30KUAS1B

ACCESSORIES:

Model Number	Description
UTY-RVRU	KAGAMI - Touch Panel Wired Controller
UTY-RNRUZ5	Touch Panel Wired Remote Controller
UTY-RHRY	Simple Wired Remote (Without Mode Function) - Hospitality
UTY-RSRY	Simple Wired Remote (With Mode Function)
UTY-LBTUH	IR Receiver Kit w/ Wireless Remote Controller (Ceiling Susp.)
UTY-TFSXJ4	Wi-Fi adapter (WiFi Interface Module UART Type)
FJ-AC-WIFI-1	Intesis Wi-Fi Device: Wired Module
FJ-IR-WIFI-1NA ^{*1}	Intesis IR Wireless AC Cloud Control Interface (Intesis Home app)
BM101WA ^{*1}	Cielo - Breez Max IR Controller w/ WiFi (Black)
BM102WA ^{*1}	Cielo - Breez Max IR Controller w/ WiFi (White)
UTY-VMSX	Modbus Converter
UTY-VTGX	Network Converter - Convert H-Series Comm. Protocol to V/J-Series Comm.
FJ-AC-485-1	Intesis - BACnet MSTP & Modbus RTU Gateway
UTY-TERX	External Switch Controller
UTY-TTRXZ1 ^{*2}	24V Thermostat Interface
TTRXZ1-KIT ^{*2}	24V Thermostat Interface Kit (UTY-TTRXZ1, UTY-WIFI Plug & 24V Transformer)
UTY-XCSX	External input and output PCB
UTY-XWZXZG	External Connect Kit
UTZ-GXEA	External input and output PCB box
UTY-DSGYZ2 ^{*3}	Airstage Edge Controller

NOTES:

*1 -Requires IR receiver kit UTY-LBTUH to connect this device to IDU.

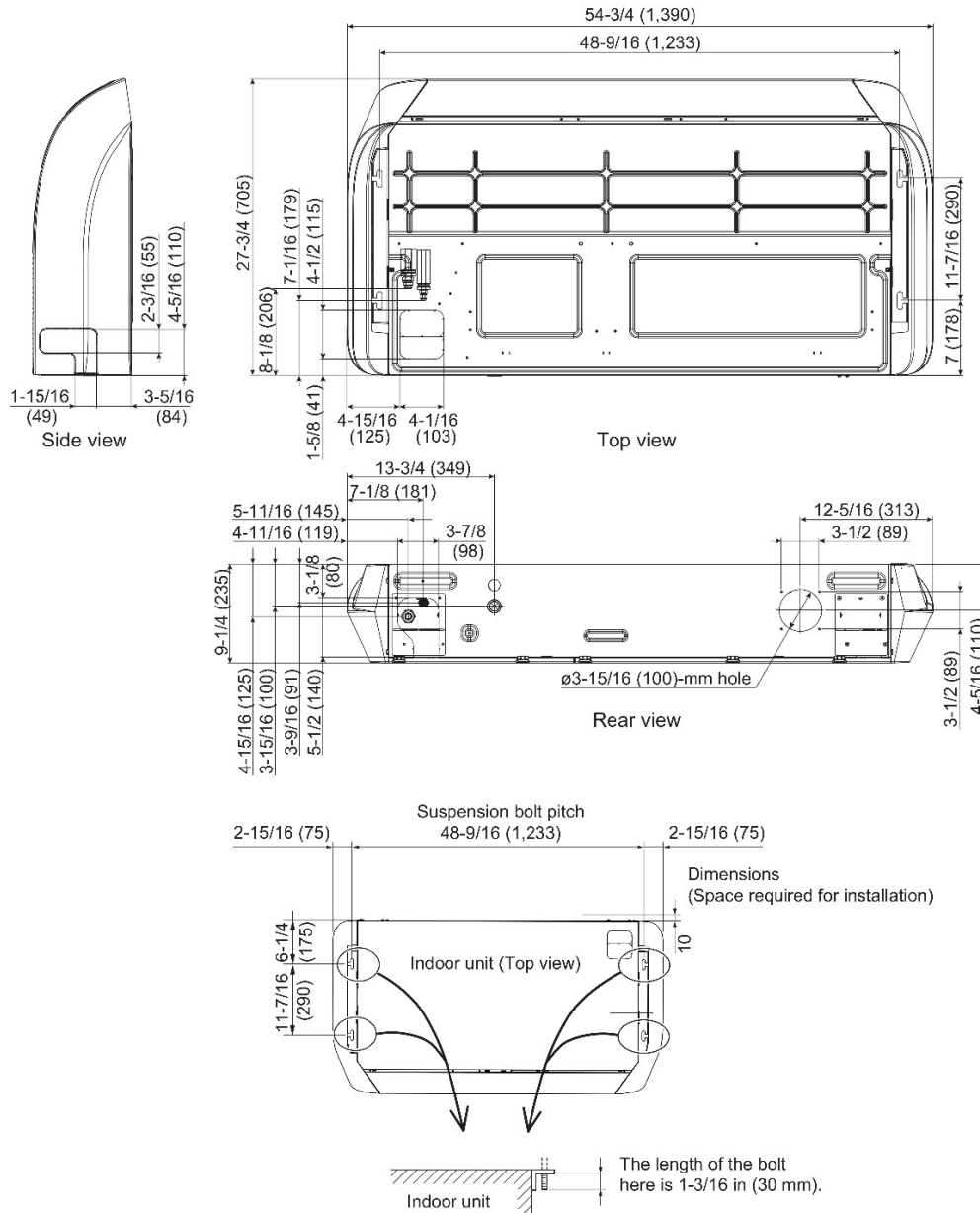
*2 -This device may not be used with any other type of controls (central controller, wire/wireless RC, WiFi adapter, BMS interface).

*3 -Connection to AIRSTAGE Cloud requires a compatible AIRSTAGE Mobile adapter connected to the IDU.

SUBMITTAL - 30KUAS1B

INDOOR UNIT DIMENSIONS:

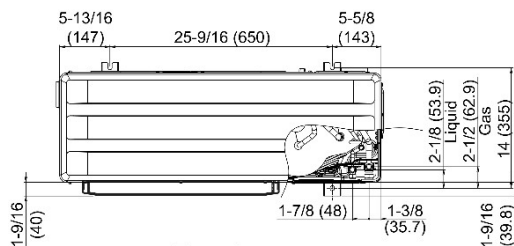
Unit: in (mm)



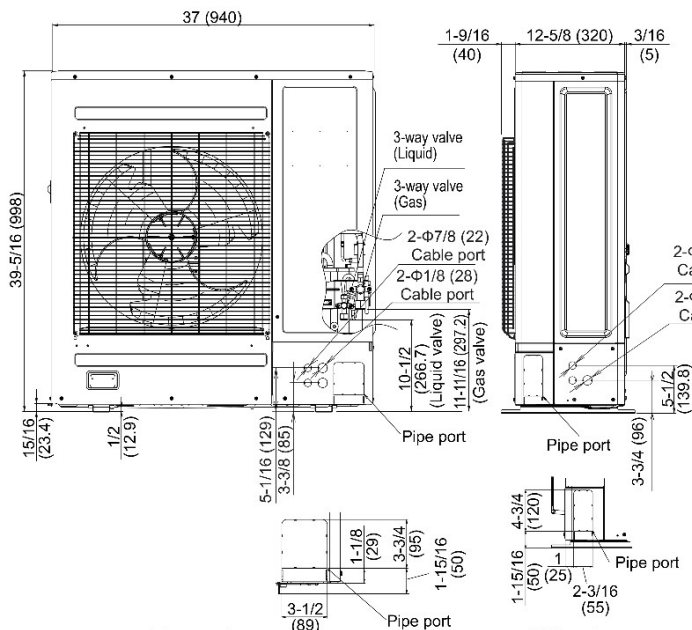
SUBMITTAL - 30KUAS1B

OUTDOOR UNIT DIMENSIONS:

Unit: in (mm)

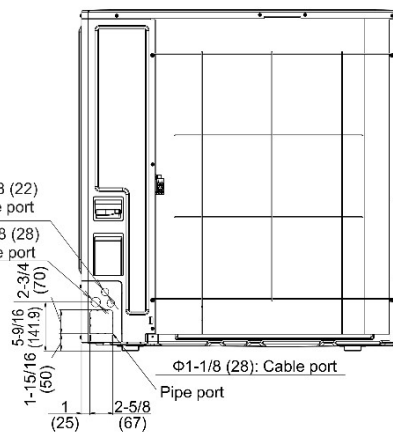


Top view

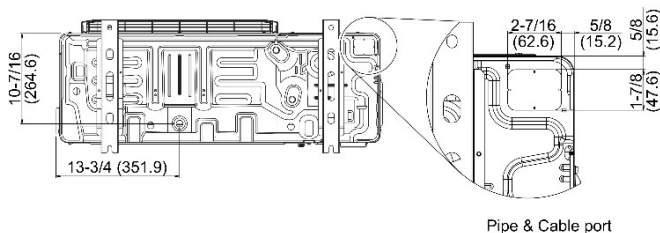


Front view

Side view



Rear view



Bottom view