

SUBMITTAL - 12KMAS1

Job Name: _____

Date: _____

Location: _____

R32

Indoor Unit: **ASUH12KMAS**

Outdoor Unit: **AOUH12KMAS1**



FEATURES

INDOOR UNIT:

- Compact wall-mounted indoor unit delivering superior comfort and energy-efficient performance
- Indoor unit with ProCore™ (High Corrosion Resistant Copper) coils for long-lasting protection against corrosion
- Whisper-quiet operation with sound levels as low as 19dB
- Multiple fan speed options; Auto, High, Med, Low, and Quiet
- Special Operation modes available:
 - Economy Mode/ Energy Saving Mode / Powerful Mode / Minimum Heat Mode / Automatic defrosting operation / Auto-restart function
- Enhanced controls platform for seamless, intuitive operation:
 - Wireless Remote Controller provided with the indoor unit
 - Built-in Wi-Fi connectivity with remote monitoring via the Airstage Mobile App
 - Extended connectivity with support for third-party interface options
 - Compatible with BACnet and Modbus protocols for seamless integration with building management and Home Automation Systems
- Advanced scheduling and timer options offer greater control over unit operation:
 - Weekly Timer / 24-hr Timer / Sleep Function
- Dual-action Filtration: Apple-Catechin Filter & Ion Deodorizing Filter
- Additional premium features include, but are not limited to:
 - Built-in external input and output for interlocking systems with 3rd party devices (Ex: Fire Alarm, Door Switch, Humidifier, Aux. Heat & more)
 - Multiple Auxiliary Heat logic for optimized heating performance
 - Service monitoring functionality via compatible accessories (UTY-RVRU & UTY-RNRUZ-series)

OUTDOOR UNIT:

- Low GWP R-32 systems for reduced environmental impact
- INVERTER-driven compressor that offers superior performance, comfort, and energy savings
- Compact outdoor unit with extended line set lengths up to 66ft (20m)
- Up to 16% higher rated heating capacity than nominal capacity
- Low-noise outdoor unit operation mode
- Hydro Fin-coated heat exchanger for improved corrosion resistance and coil durability



7 Year Compressor, 5 Year Parts out-of-the-box Warranty.



10 Year Compressor, 10 Year Parts Warranty when registered within 60 days of installation in a residence.



12 Year Compressor, 12 Year Parts Warranty when registered within 60 days of installation in a residence and installed by a Fujitsu Elite contractor.



Due to continuous product improvements, specifications are subject to change without notice. Please log in to the Fujitsu Portal for the most up-to-date documentation <https://connect.fujitsugeneral.com>

Version: 20250106A

-1 of 6-

SUBMITTAL - 12KMAS1

SPECIFICATIONS:

Indoor Unit					ASUH12KMAS	
Outdoor Unit					AOUH12KMAS1	
System Name					12KMAS1	
AHRI Number					214390708	
SEER2		Cooling			Btu/hW	27.5
EER2						13.5
HSPF2		Heating			kW/kW	11.2
COP2						4.32
Outdoor Operation Range		Cooling			°F (°C)	14 to 122 (-10 to 50)
		Heating				5 to 75 (-15 to 24)
Indoor Capacity		Cooling		Rated	Btu/h	12000
				Min.—Max.		3,100—13,800
		Heating	47°FDB (Outdoor temp.)	Rated		14000
			17°FDB (Outdoor temp.) ¹	Min.—Max.		2,800—19,800
				Rated		8700
				Max.		13200
				5°FDB (Outdoor temp.) ²		Rated
			Max.			
Outdoor Connection pipe	Size	Liquid			in (mm)	Ø1/4 (Ø6.35)
		Gas				Ø3/8 (Ø9.52)
	Method					FLARE
	Pre-charge length				ft (m)	49 (15)
	Min. length					10 (3)
	Max. length					66 (20)
	Max. height difference					49 (15)
Indoor Dimensions (H × W × D)		Net			in (mm)	10-5/8 × 32-13/16 × 8-3/4 (270 × 834 × 222)
		Gross				10-7/8 × 36 × 13-1/16 (277 × 914 × 332)
Indoor Weight		Net			lb (kg)	22 (10)
		Gross				28 (12.5)
Outdoor Dimensions (H × W × D)		Net			in (mm)	21-5/16 × 31-7/16 × 11-7/16(542 × 799 × 290)
		Gross				23-11/16 × 37 × 14-3/4(602 × 940 × 375)
Outdoor Weight		Net			lb (kg)	71 (32)
		Gross				77 (35)
Indoor Fan	Airflow rate	Cooling		High	CFM (m³/h)	400 (680)
				Med		324 (550)
				Low		253 (430)
		Heating		Quiet		153 (260)
				High		441 (750)
				Med		371 (630)
				Low		300 (510)
				Quiet		188 (320)
	Type × Qty					CROSSFLOW FAN × 1
	Motor output				W	49
Outdoor Fan	Airflow rate	Cooling			CFM (m³/h)	1,042 (1,770)
		Heating				1,065 (1,810)
	Type × Qty					PROPELLER FAN × 1
Motor output				W	23	
Indoor Sound Pressure Level ⁴		Cooling		High	dB (A)	40
				Med		35
				Low		30
				Quiet		19
		Heating		High		42
				Med		38
				Low		33
				Quiet		21
Outdoor Sound Pressure Level ⁴		Cooling				48
		Heating				50

SUBMITTAL - 12KMAS1

SPECIFICATIONS:

Outdoor Refrigerant		Type		R32
		Charge	lb oz	1 lb 14 oz
g	850			
oz/ft	0.22			
Additional Charge Calculation			g/m	20
Outdoor Refrigerant Oil		Type		RB68A
		Amount	in ³ (cm ³)	20.7 (340)
Indoor Moisture removal			pints/h (L/h)	3.7 (1.73)
Indoor Drain hose		Material		POLYVINYL CHLORIDE
		Tip Diameter		in (mm)
Indoor Operation range		Cooling	°F (°C)	64 to 90 (18 to 32)
			%RH	80 or less
		Heating	°F (°C)	60 to 86 (16 to 30)
Power Supply				208/230 V~ 60 Hz
Available Voltage Range				187—253
System power supply		Voltage		208/230
		Frequency		60
		Available voltage range		187—253
Indoor Current	Cooling		A	4.3
	Heating			4.6
Maximum Operating Current ^{*3}		Cooling		6.9
		Heating		9.4
Outdoor Starting Current				4.6
MCA ^{*5}				11.5
Wiring spec. ^{*6}		MAX. CKT. BKR ^{*7}		15
Indoor Input Power	Cooling			Rated
			Min.—Max.	0.13—1.24
	Heating	Rated	0.95	
		Min.—Max.	0.14—1.76	
		Rated	0.82	
		Max.	1.46	
		Rated	1.3	
		Max.		
Indoor Power Factor	Cooling		%	90
	Heating			89.8
Energy Star ^{*8}				ES, ESCE, ESME

NOTES

- Cooling: Indoor temperature of 80°F (26.7°CDB)/67°FWB (19.44°CWB), and outdoor temperature of 95°FDB (35°CDB)/75°FWB (23.9°CWB).
- Heating: Indoor temperature of 70°FDB (21.11°CDB)/60°FWB (15.56°CWB), and outdoor temperature of 47°FDB (8.33°CDB)/43°FWB (6.11°CWB).
- *1: Heating (17°F): Indoor temperature of 70°FDB (21.11°CDB)/60°FWB (15.56°CWB), and outdoor temperature of 17°FDB (-8.33°CDB)/15°FWB (-9.44°CWB).
- *2: Heating (5°F): Indoor temperature of 70°FDB (21.11°CDB)/60°FWB (15.56°CWB), and outdoor temperature of 5°FDB (-15.0°CDB)/4°FWB (-15.56°CWB).
- Test conditions are based on AHRI 210/240 2023.
- *4:
- Indoor Sound Pressure Level, Outdoor Sound Pressure Level —Measured values in manufacturer's anechoic chamber.
- Because of the surrounding sound environment, the sound levels measured in actual installation conditions might be higher than the specified values here.
- *3:
- Maximum Operating Current —Maximum current is maximum value when operated within the operation range.
- The total current of indoor unit and outdoor unit.
- MCA —*5: Minimum Circuit Ampacity (Calculation based on UL60335-2-40)
- *6: Selected sample based on Japan Electrotechnical Standards and Codes Committee E0005.
- Wiring spec. —As the regulations of wire size and circuit breaker differ in each country or region, select appropriate devices complied to the regional standard.
- MAX. CKT. BKR —*7: Maximum Circuit Breaker
- As the regulations of wire size and circuit breaker differ in each country or region, select appropriate devices complied to the regional standard.
- System continues to operate below rated outdoor operation temperature range, subject to varying conditions. System has no low temperature cut out. Capacity is not tested outside of the rated temperature range.

SUBMITTAL - 12KMAS1

ACCESSORIES:

Model Number	Description
UTY-RVRU ^{*1}	KAGAMI - Touch Panel Wired Controller
UTY-RNRUZ5 ^{*1}	Touch Panel Wired Remote Controller
UTY-RHRY ^{*1}	Simple Wired Remote (Without Mode Function) - Hospitality
UTY-RSRY ^{*1}	Simple Wired Remote (With Mode Function)
UTY-TWRXZ2	Communication Kit - Wall Mount
FJ-AC-WIFI-1	Intesis Wi-Fi Device: Wired Module
FJ-IR-WIFI-1NA	Intesis IR Wireless AC Cloud Control Interface (Intesis Home app)
BM101WA	Cielo - Breez Max IR Controller w/ WiFi (Black)
BM102WA	Cielo - Breez Max IR Controller w/ WiFi (White)
UTY-VMSX	Modbus Converter
UTY-VTGX ^{*1}	Network Converter - Convert H-Series Comm. Protocol to V/J-Series Comm.
FJ-AC-485-1	Intesis - BACnet MSTP & Modbus RTU Gateway
UTY-TERX ^{*1}	External Switch Controller
UTY-TTRXZ1 ^{*1, 2}	24V Thermostat Interface
TTRXZ1-KIT ^{*1, 2}	24V Thermostat Interface Kit (UTY-TTRXZ1, UTY-WiFi Plug & 24V Transformer)
UTY-XCSXZ2	External input and output PCB
UTY-XWZX	External Wire Kit
UTY-XWZXZ5	External Connect Kit
UTY-DSGYZ2 ^{*3}	Airstage Edge Controller
UTZ-DUHGG2A	Hail Guard
UTZ-DUSHG2A	Snowhood
UTZ-DUWBG2A	Wind Baffle

NOTES:

*1 -Requires Communication kit UTY-TWRXZ2 to connect this device to IDU.

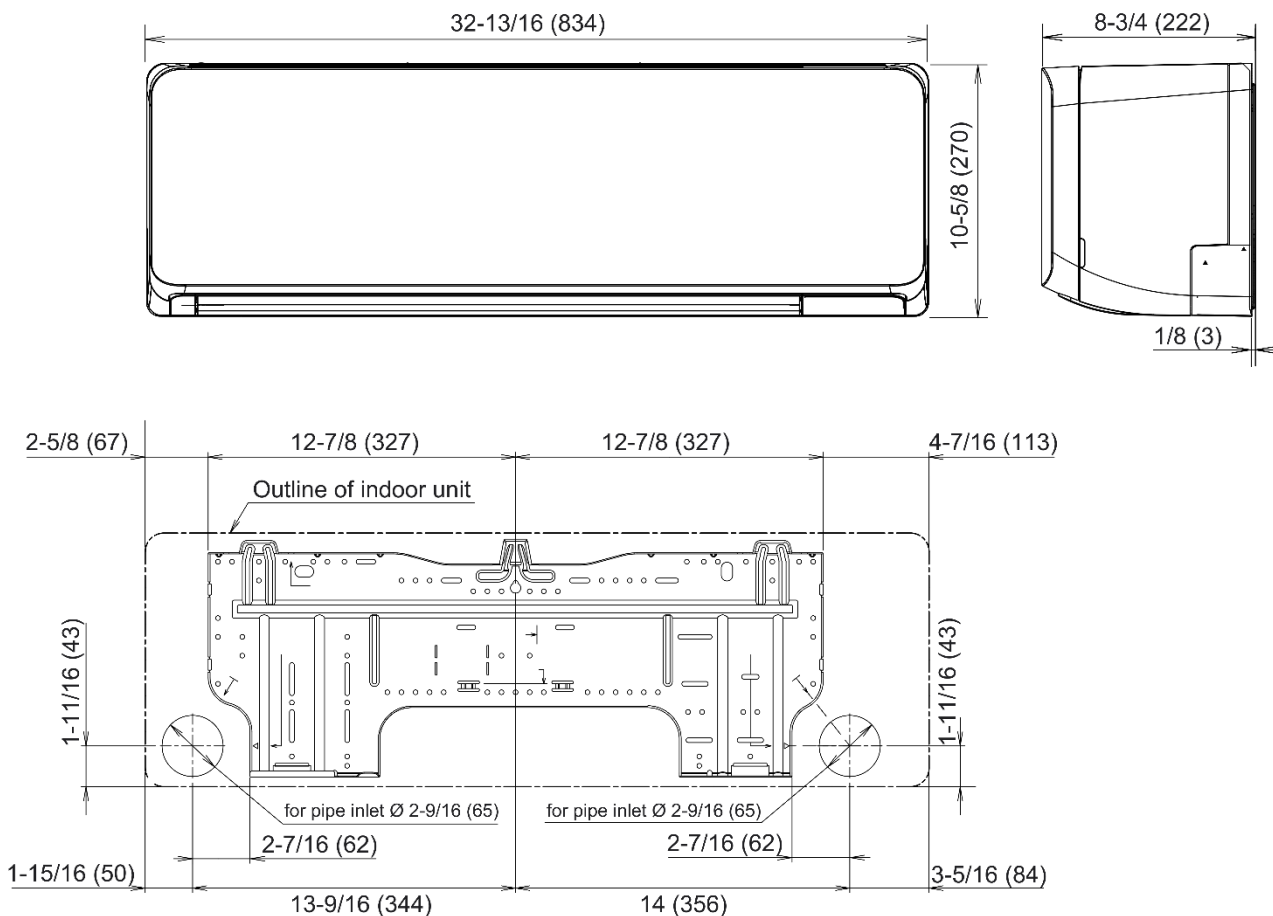
*2 -This device may not be used with any other type of controls (central controller, wire/wireless RC, WiFi adapter, BMS interface).

*3 -Connection to AIRSTAGE Cloud requires a compatible AIRSTAGE Mobile adapter connected to the IDU.

SUBMITTAL - 12KMAS1

INDOOR UNIT DIMENSIONS:

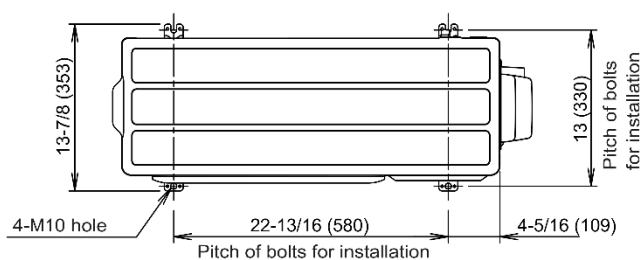
Unit: in (mm)



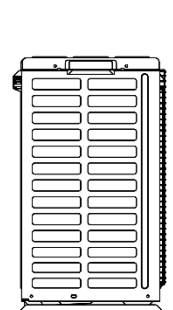
SUBMITTAL - 12KMAS1

OUTDOOR UNIT DIMENSIONS:

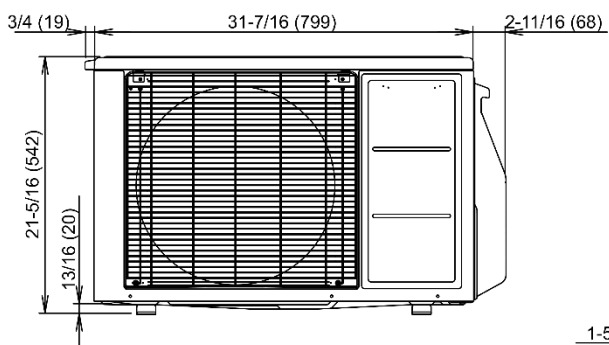
Unit: in (mm)



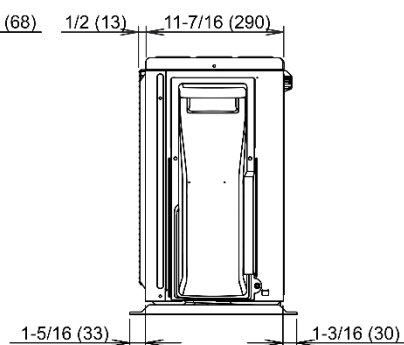
Top view



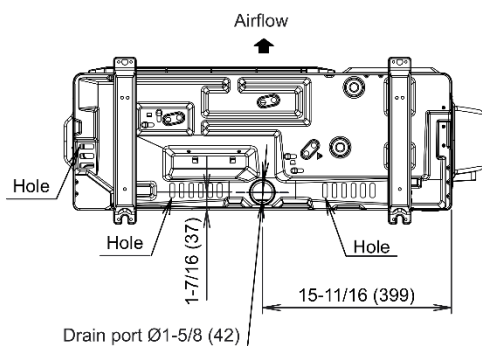
Side view



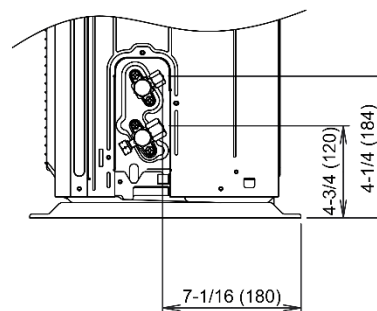
Front view



Side view



Bottom view



Side view (Valve part)