

SUBMITTAL - 09KTAP1

Job Name: _____

Date: _____

Location: _____

R32

Indoor Unit: **ASUH09KTAS**

Outdoor Unit: **AOUH09KTAP1**



XLTH+

FEATURES

INDOOR UNIT:

- Compact wall-mounted indoor unit providing superior comfort.
- Indoor unit with ProCore™ (High Corrosion Resistant Copper) coils for long-lasting protection against corrosion
- Whisper-quiet operation with sound levels as low as 23dB
- Multiple fan speed options: Auto, High, Med-High, Med, Med-Low, Low, and Quiet.
- Special Operation modes available:
 - Economy Mode / Energy Saving Mode / Powerful Mode / Minimum Heat Mode / Automatic defrosting operation / Auto-restart function
- Enhanced controls platform for seamless, intuitive operation:
 - Backlit wireless remote controller included with the indoor unit
 - Built-in Wi-Fi connectivity for remote monitoring & control via the Airstage Mobile App
 - Occupancy sensor for enhanced energy savings
 - Extended connectivity with support for third-party interface options
 - Compatible with BACnet and Modbus protocols for seamless integration with building management and Home Automation Systems
- Advanced scheduling and timer options offer greater control over unit operation:
 - Weekly Timer / 24-hr Timer / Sleep Function
- Dual-action Filtration: Apple-Catechin Filter & Ion Deodorizing Filter
- Additional premium features include, but are not limited to:
 - Built-in external input and output for interlocking systems with 3rd party devices (Ex: Fire Alarm, Door Switch, Humidifier, Aux. Heat & more)
 - Multiple Auxiliary Heat logic for optimized heating performance
 - Service monitoring functionality via compatible accessories (UTY-RVRU & UTY-RNRUZ-series)

OUTDOOR UNIT:

- Low GWP R-32 systems for reduced environmental impact
 - INVERTER-driven compressor that offers superior performance, comfort, and energy savings
 - Extreme performance with reliable heating down to -22°F (-30°C).
 - Base pan heater designed for the extreme cold climate region
 - Compact outdoor unit with extended line set lengths up to 66ft (20m)
 - Up to 33% higher rated heating capacity than nominal capacity
 - 12000 Btu/h Rated Heating Capacity for 9000 Btu/h system
 - Up to 112% heating capacity @ -22°F
 - Outdoor Unit Low-noise operation mode
- Hydro Fin-coated heat exchanger for improved corrosion resistance and coil durability



7 Year Compressor, 5 Year Parts out-of-the-box Warranty.



10 Year Compressor, 10 Year Parts Warranty when registered within 60 days of installation in a residence.



12 Year Compressor, 12 Year Parts Warranty when registered within 60 days of installation in a residence and installed by a Fujitsu Elite contractor.



Due to continuous product improvements, specifications are subject to change without notice. Please log in to the Fujitsu Portal for the most up-to-date documentation <https://connect.fujitsugeneral.com>

Version: 20250109A

-1 of 6-

SUBMITTAL - 09KTAP1

SPECIFICATIONS:

Indoor Unit					ASUH09KTAS				
Outdoor Unit					AOUH09KTAP1				
System Name					09KTAP1				
AHRI Number					216018255				
SEER2		Cooling		Btu/hW	33.5				
EER2					19.1				
HSPF2		Heating		kW/kW	14				
COP2					5.42				
Outdoor Operation Range		Cooling		°F (°C)	14 to 122 (-10 to 50)				
		Heating			-22 to 75 (-30 to 24)				
Indoor Capacity		Cooling	Rated	Btu/h	9000				
			Min.—Max.		3,100—15,200				
		Heating	Rated	Btu/h	12000				
			Min.—Max.		3,300—24,200				
Outdoor Connection pipe		Liquid		in (mm)	Ø1/4 (Ø6.35)				
		Gas			Ø3/8 (Ø9.52)				
		Method			FLARE				
		Pre-charge length			ft (m)	49 (15)			
		Min. length				10 (3)			
		Max. length				66 (20)			
		Max. height difference				49 (15)			
Indoor Dimensions (H × W × D)		Net		in (mm)	11-5/8 × 35-3/16 × 11 (295 × 894 × 280)				
		Gross			14-3/16 × 39 × 14-9/16 (360 × 990× 370)				
Indoor Weight		Net		lb (kg)	31 (14)				
		Gross			40 (18)				
Outdoor Dimensions (H × W × D)		Net		in (mm)	24-7/8 × 31-7/16 × 11-7/16 (632 × 799 × 290)				
		Gross			27-1/4 × 37 × 14-3/4 (632 × 799 × 290)				
Outdoor Weight		Net		lb (kg)	86 (39)				
		Gross			95 (43)				
Indoor Fan		Cooling	High	CFM (m³/h)	483 (820)				
			Med—High		441 (750)				
			Med		412 (700)				
			Med—Low		377 (640)				
			Low		347 (590)				
			Quiet		206 (350)				
		Heating	High		547 (930)				
			Med—High		471 (800)				
			Med		412 (700)				
			Med—Low		371 (630)				
			Low		336 (570)				
			Quiet		212 (360)				
		Type × Qty			CROSSFLOW FAN × 1				
		Motor output			W		61		
		Outdoor Fan			Airflow rate	Cooling	CFM (m³/h)	1,136 (1,930)	
Heating	1,042 (1,770)								
Type × Qty				PROPELLER FAN × 1					
Motor output				W		49			
Indoor Sound Pressure Level ¹⁴		Cooling	High	dB (A)	43				
			Med—High		42				
			Med		39				
			Med—Low		37				
			Low		35				
			Quiet		23				
		Heating	High		45				
			Med—High		42				
			Med		38				
			Med—Low		36				
			Low		34				
			Quiet		23				
Outdoor Sound Pressure Level ¹⁴		Cooling		44					
		Heating							

SUBMITTAL - 09KTAP1

SPECIFICATIONS:

Outdoor Refrigerant		Type		R32
		Charge	lb oz	2 lb 11 oz
			g	1220
Additional Charge Calculation			oz/ft	0.22
			g/m	20
Outdoor Refrigerant Oil		Type		RMM68AF
		Amount	in ³ (cm ³)	24.4 (400)
Indoor Moisture removal			pints/h (L/h)	3.6 (1.7)
Indoor Drain hose		Material		POLYPROPYLENE + LINEAR LOW-DENSITY POLYETHYLENE
		Tip Diameter	in (mm)	Ø17/32 (Ø13.8) (I.D.), Ø5/8 to 21/32 (Ø15.8 to 16.7) (O.D.)
Indoor Operation range		Cooling	°F (°C)	64 to 90 (18 to 32)
			%RH	80 or less
		Heating	°F (°C)	60 to 86 (16 to 30)
Power Supply				208/230 V~ 60 Hz
Available Voltage Range				187—253
System power supply		Voltage	V	208/230
		Frequency	Hz	60
		Available voltage range	V	187—253
Indoor Current	Cooling	Rated	A	2.2
	Heating			3
Maximum Operating Current ^{*3}		Cooling		6.4
		Heating		10.9
Outdoor Starting Current				3
MCA ^{*5}				13.2
Wiring spec. ^{*6}				15
Indoor Input Power	Cooling	Rated		0.47
		Min.—Max.	0.12—1.10	
Indoor Power Factor	Heating	Cooling	92.9	
			94.2	
Energy Star ^{*8}				ES, ESCC, ESME

NOTES:

- Indoor Sound Pressure Level, — *4:
Outdoor Sound Pressure Level — Measured values in manufacturer's anechoic chamber.
- Because of the surrounding sound environment, the sound levels measured in actual installation conditions might be higher than the specified values here.
- *3:
Maximum Operating Current — Maximum current is maximum value when operated within the operation range.
- The total current of indoor unit and outdoor unit.
- MCA — *5: Minimum Circuit Ampacity (Calculation based on UL60335-2-40)
- Wiring spec. — *6: Selected sample based on Japan Electrotechnical Standards and Codes Committee E0005.
- As the regulations of wire size and circuit breaker differ in each country or region, select appropriate devices complied to the regional standard.
- MAX. CKT. BKR — *7: Maximum Circuit Breaker
- As the regulations of wire size and circuit breaker differ in each country or region, select appropriate devices complied to the regional standard.

System continues to operate below rated outdoor operation temperature range, subject to varying conditions. System has no low temperature cut out. Capacity is not tested outside of the rated temperature range.

SUBMITTAL - 09KTAP1

ACCESSORIES:

Model Number	Description
UTY-RVRU ^{*1}	KAGAMI - Touch Panel Wired Controller
UTY-RNRUZ5 ^{*1}	Touch Panel Wired Remote Controller
UTY-RHRY ^{*1}	Simple Wired Remote (Without Mode Function) - Hospitality
UTY-RSRY ^{*1}	Simple Wired Remote (With Mode Function)
UTY-TWRXZ4	Communication Kit - Wall Mount
FJ-AC-WIFI-1	Intesis Wi-Fi Device: Wired Module
FJ-IR-WIFI-1NA	Intesis IR Wireless AC Cloud Control Interface (Intesis Home app)
BM101WA	Cielo Breez MAX IR Controller w/ WiFi (Black)
BM102WA	Cielo Breez MAX IR Controller w/ WiFi (White)
UTY-VMSX	Modbus Converter
UTY-VTGX ^{*1}	Network Converter - Convert H-Series Comm. Protocol to V/J-Series Comm.
FJ-AC-485-1	Intesis - BACnet MSTP & Modbus RTU Gateway
UTY-TERX ^{*1}	External Switch Controller
UTY-TTRXZ1 ^{*1,2}	24V Thermostat Interface
TTRXZ1-KIT ^{*1,2}	24V Thermostat Interface Kit (UTY-TTRXZ1, UTY-WiFi Plug & 24V Transformer)
UTY-XCSXZ3	External input and output PCB
UTY-XWZX	External Wire Kit
UTY-XWZXZ5	External Connect Kit
UTY-DSGYZ2 ^{*3}	Airstage Edge Controller
UTZ-DUHGG3A	Hail Guard
UTZ-DUSHG3A	Snowhood
UTZ-DUWBG3A	Wind Baffle

NOTES:

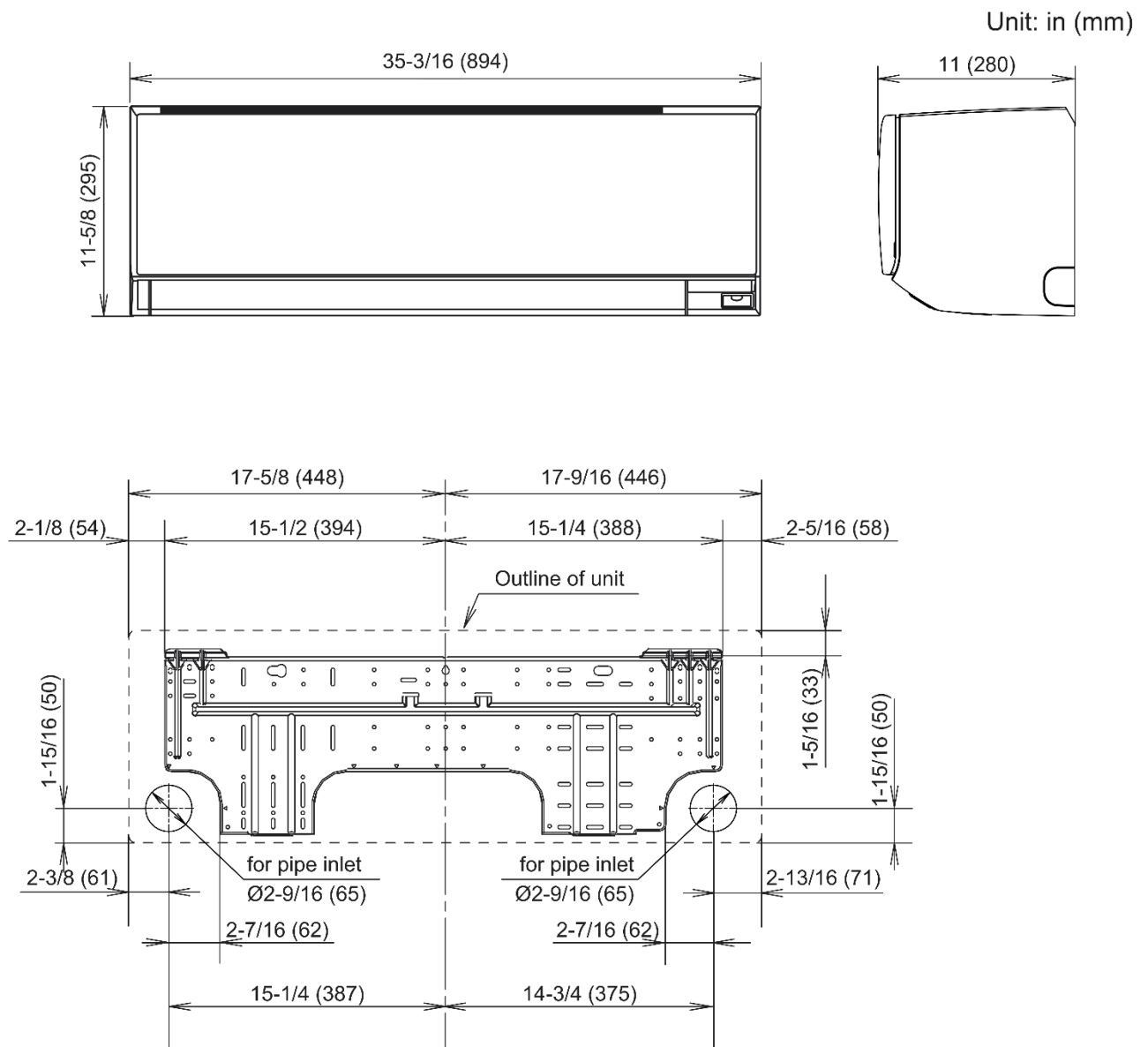
^{*1} -Requires Communication kit UTY-TWRXZ4 to connect this device to IDU.

^{*2} -This device may not be used with any other type of controls (central controller, wire/wireless RC, WiFi adapter, BMS interface).

^{*3} -Connection to AIRSTAGE Cloud requires a compatible AIRSTAGE Mobile adapter connected to the IDU.

SUBMITTAL - 09KTAP1

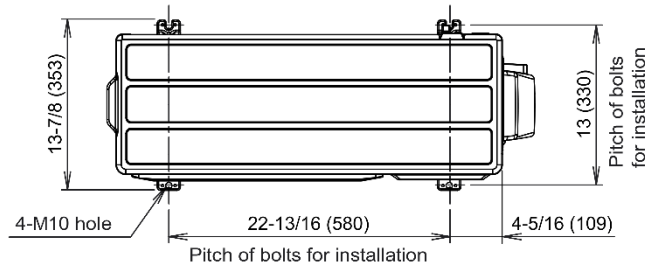
INDOOR UNIT DIMENSIONS:



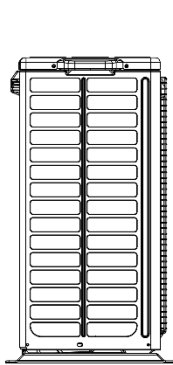
SUBMITTAL - 09KTAP1

OUTDOOR UNIT DIMENSIONS:

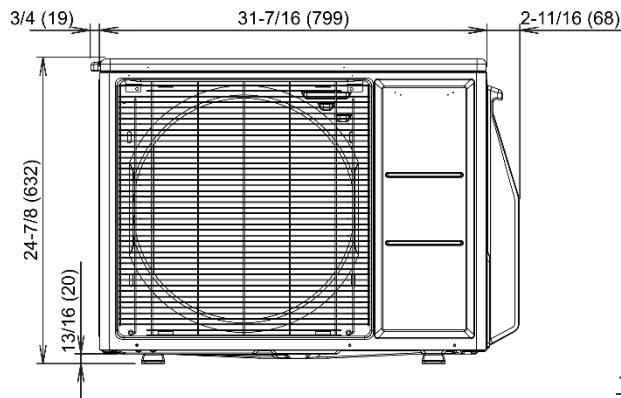
Unit: in (mm)



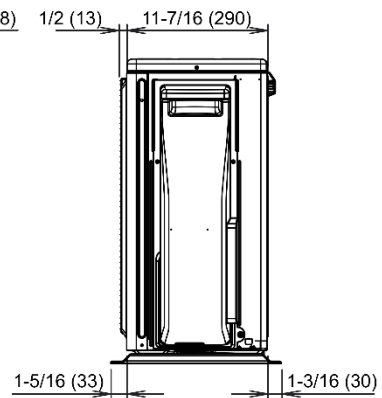
Top view



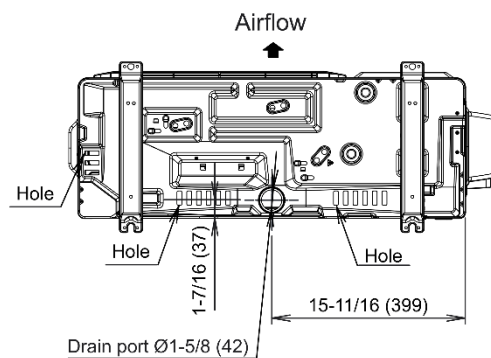
Side view



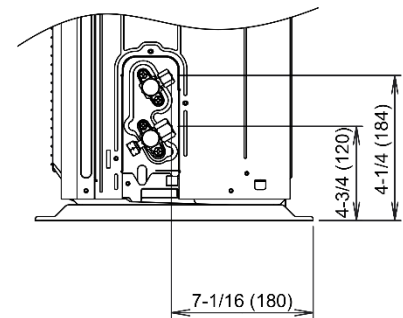
Front view



Side view



Bottom view



Side view (Valve part)

The Fujitsu logo is a worldwide trademark of Fujitsu General Limited. The Airstage logo and name is a worldwide trademark of Fujitsu General Limited and is a registered trademark in Japan, the USA and other countries or areas. Copyright 2024 Fujitsu General America, Inc. Fujitsu's products are subject to continuous improvements. Fujitsu reserves the right to modify product design, specifications and information in this brochure without notice and without incurring any obligations.

Version: 20250109A

-6 of 6-