

Inverter Driven Heat Pump

36,000 BTU Multi Zone XLTH System

Job Name _____
Location _____
Engineer _____
Submitted To _____
Submitted By _____
Reference _____

Date _____
Approval _____
Construction _____
Unit No _____
Drawing No _____

PRODUCT FEATURES

Operate as few as one indoor unit or all indoor units
Mix & match from 4 indoor unit styles
Blue-fin condenser coil coating



MODEL NUMBERS				
Outdoor Unit			AOU36RLXFZH	
System			36RLXFZH	
EFFICIENCIES				
Indoor Unit Type		Non - Ducted	Ducted	Mix
SEER		20	18	19
SEER2		20.5	18	19.3
EER		13	12	12.5
EER2		13	12	12.5
HSPF		10.3	9.3	9.8
HSPF 2 (IV) / HSPF 2 (V)		9.5/7.7	8.7/7.4	9.1/7.5
COP	kW/kW	4.0	3.9	3.9
COP	Btu/hW	13.6	13.2	13.4
COP2	kW/kW	4	3.88	3.94
COP2	Btu/hW	13.6	13.2	13.4
OUTDOOR TEMPERATURE OPERATION RANGE				
Cooling	*F(*C)	14 to 115 (-10 to 46)		
Heating		-15 to 75 (-26 to 24)		
CAPACITIES				
Total Capacity Range			27,000 to 39,000	
Cooling	Rated	Btu/h	25,200	
	Min.—Max.		12,000—39,000	
Heating	Rated		36,400	
	Min.—Max.		12,000—42,000	
LINESET REQUIREMENTS				
Connection Method			Flare	
Liquid	in (mm)	Ø1/4 (Ø6.35) × 4		
Gas		Ø3/8 (Ø9.52) × 3 + Ø1/2 (Ø12.70) × 1		
Pre-charge length (Total)			ft (m)	164 (50)
Max. length (Total)				230 (70)
Max. length (Each)				82 (25)
Min. length (Total)				49 (15)
Min. length (Each)				16 (5)
Max. height difference				49 (15)
Max. height difference between indoor units				33 (10)
OUTDOOR DIMENSIONS & WEIGHT				
Net (H x W x D)		in (mm)	39-5/16 × 38-3/16 × 14-9/16 (998 × 970 × 370)	
Gross (H x W x D)			45-3/4 × 45-1/4 × 18-13/16 (1,162 × 1,150 × 478)	
Net Weight		lb (kg)	205 (93)	
Gross Weight			229 (104)	

Warranty Information



7 Year Compressor, 5 Year Parts out-of-the-box Warranty



10 Year Compressor, 10 Year Parts Warranty when registered within 60 days of installation in a residence



12 Year Compressor, 12 Year Parts Warranty when registered within 60 days of installation in a residence, and installed by a Fujitsu Elite contractor

SOUND PRESSURE

Outdoor Unit	Cooling	dB (A)	53
	Heating		55

FAN DATA

Outdoor Unit	Cooling	CFM (m3/h)	2,472 (4,200)
Airflow rate	Heating		2,472 (4,200)

ELECTRICAL SPECIFICATIONS

Indoor Unit Type		Non - Ducted	Ducted	Mix
Voltage/Frequency/Phase		1Ø 208/230 V 60 Hz		
Available Voltage Range		187–264V		
Current	Cooling	11.9	12.9	12.4
	Heating	11.8	12.1	11.8
Maximum Operating Current			A	26
Starting current				12.9
MCA				31.5
Maximum Circuit Breaker				40
Rated Input Power	Cooling	2.7	2.93	-
	Heating	2.67	2.74	2.7
Max. Input Power	Cooling	3.47	3.53	-
	Heating	3.29	3.35	3.32

Note: When AOU36RLXFZ1 is paired with two 18,000-Btu indoor units, you have to purchase optional part K9FZ1818 (UTP-MU36A2) kit. [Its pre-charge length is 66 ft (20 m)].

Due to continuous product improvements, specifications are subject to change without notice. Please log in to the Fujitsu Portal for the most up-to-date documentation <https://connect.fujitsugeneral.com>

Effective Date: 1/10/2023

Fujitsu General America, Inc. • 340 Changebridge Rd, Pine Brook, NJ 07058 • Toll Free: (888) 888-3424 • www.fujitsugeneral.com

Inverter Driven Heat Pump

36,000 BTU Multi Zone XLTH System

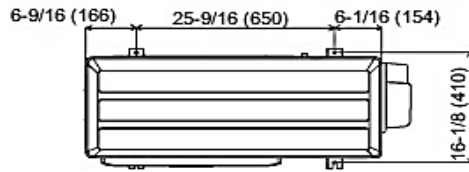
CONNECTABLE INDOOR UNITS

TYPE	Slim Duct (ADUH)
	Wall Mount (ASU/ASUH)
	Compact Cassette (ACUH)
	Floor Mount (AGU)
NUMBER	2 to 4
DIMENSIONS:	

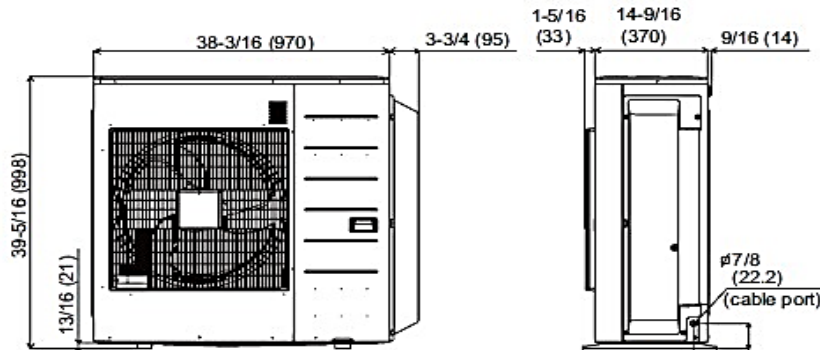
REFRIGERANT

Type	R410A	
Charge	lb oz	8 lb 13 oz
	g	4,000
Oil Type	RB68	

Units: In. (mm)

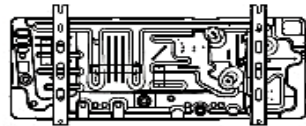


Top view

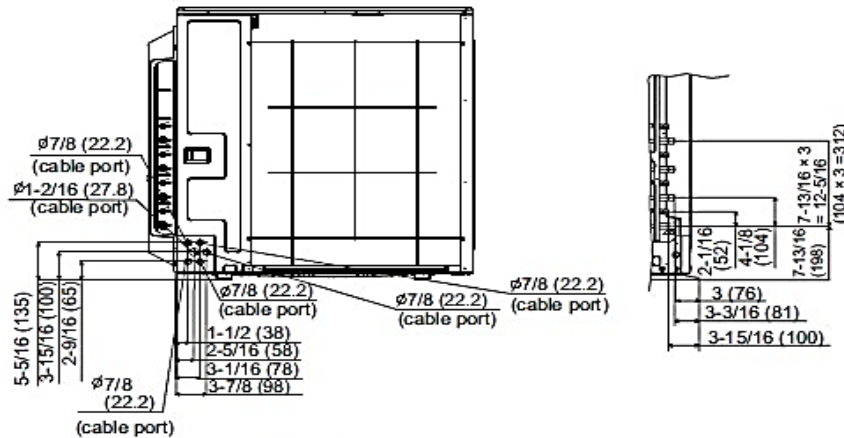


Front view

Side view



Bottom view



The Fujitsu logo is a worldwide trademark of Fujitsu General Limited. The Airstage logo and name is a worldwide trademark of Fujitsu General Limited and is a registered trademark in Japan, the USA and other countries or areas. Copyright 2022 Fujitsu General America, Inc. Fujitsu's products are subject to continuous improvements. Fujitsu reserves the right to modify product design, specifications and information in this brochure without notice and without incurring any obligations.

Note: Specifications are based on the following conditions:
Cooling: Indoor temperature of 80°F (26.7°C) DB/67°F (19.4°C) WB, and outdoor temperature of 95°F (35°C) DB/75°F (23.9°C) WB. Heating: Indoor temperature of 70°F (21.1°C) DB/60°F (15.6°C) WB, and outdoor temperature of 47°F (8.3°C) DB/43°F (6.1°C) WB. Pipe length: 25ft. (7.5m), Height difference: 0ft. (0m) (Outdoor unit – indoor unit).