

High Static Slim Ducted System

Indoor Model: 40MBDAQ24XH3

Submittal Data

Job Data:

Location:

Buyer: Buyer P.O. #:


Carrier #:

Unit Number:

Model Number:

Performance Data Certified By:

Date:



STANDARD FEATURES:

- Modes: Cool, Heat, Dry, Fan, Auto
- Vertical or Horizontal Installation
- Rear or Bottom Return
- Outside Air Intake
- Condensate Lift pump shipped with the unit
- Follow Me (senses temperature at handheld remote)
- Heating Setback (46° F Heating Mode)
- Quiet indoor operation
- Anti-corrosive fin coating

CONTROLS:

- Wireless Remote included with indoor unit
- Optional Wired Remote Controller (Timer Function)
- Wired Remote Controller included with indoor unit

System	Size	24	
	Indoor Model	40MBDAQ24XH3	
Electrical	Voltage, Phase, Cycle	V/Ph/Hz	208/230-1-60
	Power Supply	Indoor unit powered by outdoor unit	
	MCA	A	3.00
Controls	Wireless Remote Controller (°F/°C Convertible)	Standard	
	Wired Remote Controller (°F/°C Convertible)	Standard	
Operating Range	Cooling Indoor DB Min -Max	°F(°C)	62~90 (16~32)
	Heating Indoor DB Min -Max	°F(°C)	59~84 (15~29)
Piping	Pipe Connection Size - Liquid	in (mm)	3/8 (9.52)
	Pipe Connection Size - Suction	in (mm)	5/8 (15.9)
Performance	Nominal Cooling Rated Capacity	Btu/h	24,000
	Nominal Heating Rated Capacity	Btu/h	25,000

Indoor Coil	Face Area	Sq. Ft.	2.89
	No. Rows		3
	Fins per inch		18
	Circuits		7
Indoor	Unit Width	in (mm)	43.31(1100)
	Unit Height	in (mm)	9.8(249)
	Unit Depth	in (mm)	30.47(774)
	Net Weight	lbs (kg)	87.52(39.7)
	Number of Fan Speeds		3
	Airflow (lowest to highest)	CFM	642/861/1045
	Sound Pressure (lowest to highest)	dB(A)	33/36/38
	Max Static Pressure	In.WG.	0.8
	Field Drain Pipe Size O.D.	in (mm)	1.0 (25.4)

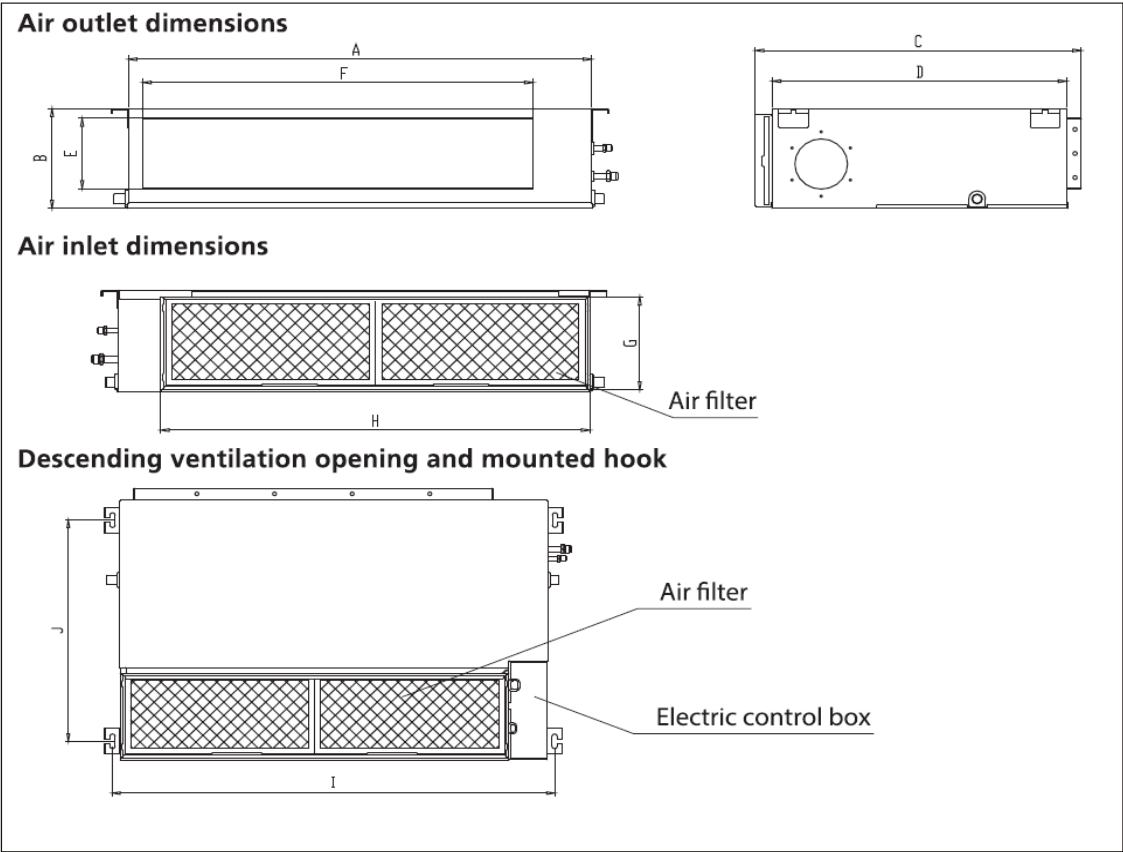
For compatibility see Product Data

Accessories

KSACN0701AAA	Wired Remote Control 7 Day Programmable
KSACN0101AAA	Wired Remote Control with Timer Function
KSAIF0401AAA	Wi-Fi™ Kit
KSAIC0301230	24V Interface Kit 230V

Construction View

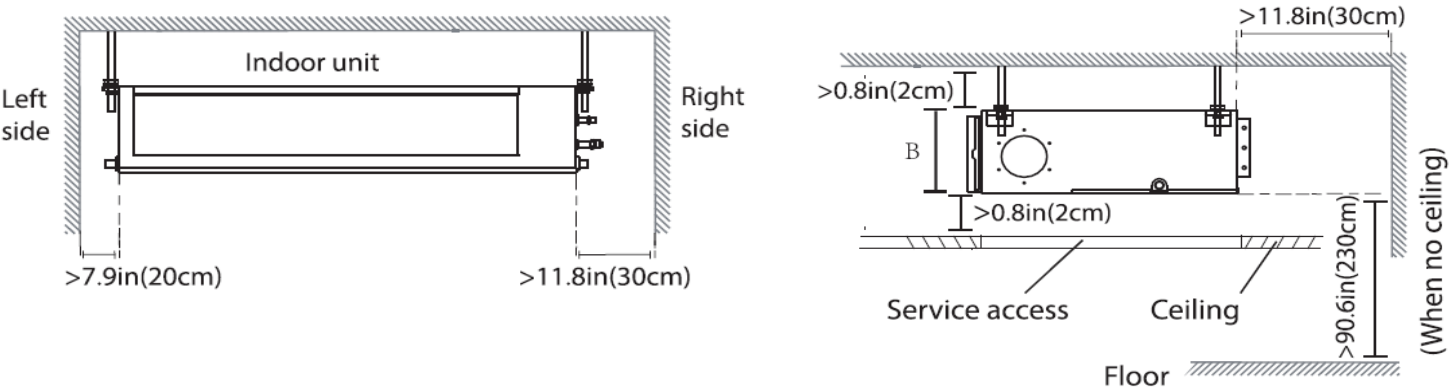
Indoor Model: 40MBDAQ24XH3



Dim.	in(mm)
A	43.3/1100
B	9.8/249
C	30.5/774
D	27.6/700
E	6.9/175
F	36.5/926
G	8.9/228
H	39.4/1001
I	44.9/1140
J	23.5/598



Installation Clearances



Maintenance Clearances

