

What's IN A ZOELLER PACKAGE?

- ✓ More Choices
- ✓ Easier to Install
- ✓ Fast Delivery
- ✓ Saves Labor
- ✓ Reduces Installation Errors
- ✓ The Right Price



PUMP COMPANY

Zoeller Family of Water Solutions™



**JOB READY • PREASSEMBLED
SEWAGE PACKAGE SYSTEMS**

ZOELLER OFFERS . . .

THREE TYPES OF PUMPS

- 264/266 Powder Coated Epoxy Cast Iron
- 211 Thermoplastic - Corrosion-resistant
- Full 2") Spherical Solids Handling
- Non-clogging Vortex Impeller
- Stainless Steel Screws, Bolts, Switch Arm and Seal Assembly
- 100% Tested Submerged



N211 .4 HP



N264 .4 HP



N266 1/2 HP

TWO TYPES OF SWITCHES



SIX TYPES OF BASINS

- ▶ Premium black structural foam basin with black split polyfoam lid →

P/N 004047

- ▶ Standard poly structural foam basin with polyfoam lid →

- ▶ Deluxe poly structural foam basin with heavy duty poly structural foam lid. →

P/N 012094

- ▶ Poly integral side vent basin with poly lid →

P/N 005196

- ▶ IAPMO 10' stack poly w/16 bolt steel lid →

- ▶ Fiberglass with steel lid →

P/N 005198

Hub Included



- Alarm Options
- 2" PVC Schedule 40 discharge pipe, 24", 30" or 36" long
- 3/16" vent hole drilled
- 18" X 30" Outdoor Packages with solid lid and side discharge available
- 24" x 24" Packages available
- 24" x 36" Packages available

Environmentally safe packing peanuts protect pump during shipment - water soluble, not necessary to remove.

ASSEMBLED

ASSEMBLED / JOB READY . . .

912-0007
M264



912-0005
BN264



912-1010
M266



912-0082
M264

OUTDOOR BASIN



912-0063
M266



912-0056
BN266

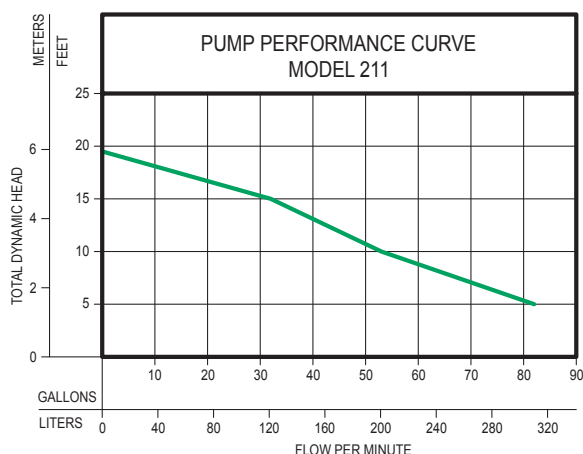


NOTE: See Catalog Sheet FM2164 for all model numbers.

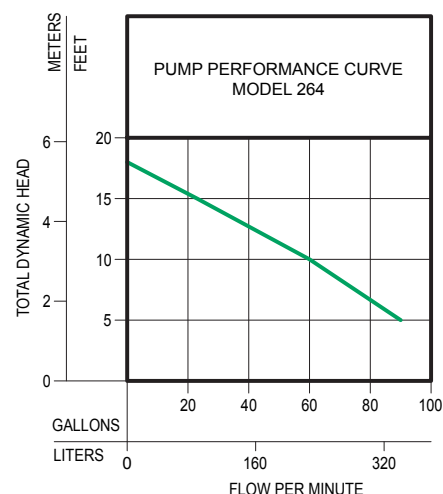
NOTE: For all available 912 packages, see page 7 of FM0180.

CHECK VALVE OPTIONS: (order separately)

	PART NO.	SIZE	MATERIAL	TYPE
1.	30-0151	2"	Cast Iron	Slip x Slip
2.	30-0021	2"	Plastic	Slip x Slip
3.	30-0101	2"	Tri-Check®	Check/Ball/Union
4.	30-0103	2"	Combo	Check/Union
5.	30-0020	2"	PVC	Compression



014718



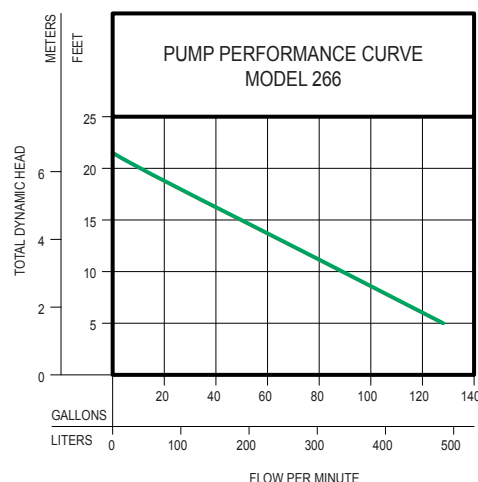
009931A

PACKAGING

Pump secured with the 2" PVC discharge pipe and water soluble packing peanuts to avoid shifting or upsetting the pump during shipping. Switch mechanism is secured with tape which is easily removed through the inlet hub opening.

NOTE

18" x 30" Preassembled/Job Ready Systems only shipped four per skid. 24" x 24" & 24" x 36" shipped individually.



013225

IT'S NOT JUST A PACKAGE . . .

. . . IT'S YOUR SOLUTION!



PUMP COMPANY

Zoeller Family of Water Solutions™

FM1907

0613

Supersedes

0207