

Inverter Driven Heat Pump

9,000 BTU Single Zone High SEER Wall Mounted

Job Name _____
Location _____
Engineer _____
Submitted To _____
Submitted By _____
Reference _____

Date _____
Approval _____
Construction _____
Unit No _____
Drawing No _____

PRODUCT FEATURES

Auto Changeover
Weekly & 24 hr. Timer
Auto Louver: 4 Way
Minimum Heat Mode
Wireless Remote control
Auto Restart
Economy Mode
Energy Saving Program(ESP)
Outdoor Unit Low Noise Schedule



MODEL NUMBERS			
Indoor Unit		ASUG09LZBS	
Outdoor Unit		AOUG09LZAS1	
System		09LZBS1	
EFFICIENCIES			
SEER		33.1	
SEER 2		33.1	
EER		18	
EER 2		18	
HSPF		14.2	
HSPF 2 (IV) / HSPF 2 (V)		13.4/11	
COP	kW/kW	5.34	
COP	Btu/hW	18.2	
COP2	kW/kW	5.34	
COP2	Btu/hW	18.2	
OUTDOOR TEMPERATURE OPERATION RANGE			
Cooling	*F(*C)	14 to 115 (-10 to 46)	
Heating*		*-5 to 75 (-21 to 24)	
CAPACITIES			
Cooling	Rated	Btu/h	9000
	Min.—Max.		3,100—12,000
Heating	Rated		12000
	Min.—Max.		3,100—22,000
LINESET REQUIREMENTS			
Connection Method		Flare	
Liquid	in (mm)	Ø1/4 (Ø6.35)	
Gas		Ø3/8 (Ø9.52)	
Pre-charge length	ft (m)	49 (15)	
Minimum Length		16 (5)	
Max. length		66 (20)	
Max. height difference		49 (15)	
INDOOR DIMENSIONS & WEIGHT			
Net (H x W x D)	in (mm)	11 x 38-9/16 x 9-7/16 (280 x 980 x 240)	
Gross (H x W x D)		12-11/16 x 42-7/16 x 13-5/8 (322 x 1,078 x 346)	
Net Weight	lb (kg)	29 (13)	
Gross Weight		37 (17)	
OUTDOOR DIMENSIONS & WEIGHT			
Net (H x W x D)	in (mm)	24-7/8 x 31-7/16 x 11-7/16 (632 x 799 x 290)	
Gross (H x W x D)		27-1/4 x 37 x 14-3/4 (692 x 940 x 375)	
Net Weight	lb (kg)	84 (38)	
Gross Weight		95 (43)	

* System continues to operate below rated outdoor operation temperature range, subject to varying conditions. System has no low temperature cut out. Capacity is not tested outside of the rated temperature range.

Warranty Information



7 Year Compressor, 5 Year Parts out-of-the-box Warranty



10 Year Compressor, 10 Year Parts Warranty when registered within 60 days of installation in a residence



12 Year Compressor, 12 Year Parts Warranty when registered within 60 days of installation in a residence, and installed by a Fujitsu Elite contractor

ACCESSORIES

UTY-RNRUZ*	Wired Remote Controller
UTY-RSRY	Simple Remote Controller
UTY-RHRY	Simple Remote Controller
UTY-XWZXZ5	External Connect Kit
UTY-XCSXZ2	External Input and Output PCB
UTY-TWRXZ2	Communication Kit
UTY-TFSXF1	Wireless LAN adapter
UTY-TTRXZ1	24V Thermostat Interface



This system combination is Energy Star qualified



+App available in Apple® App Store and Google® Play Store.

Due to continuous product improvements, specifications are subject to change without notice. Please log in to the Fujitsu Portal for the most up-to-date documentation
<https://connect.fujitsugeneral.com>

Effective Date: 04/18/2024

Fujitsu General America, Inc. • 342 Changebridge Rd, Pine Brook, NJ 07058 • Toll Free: (888) 888-3424 • www.fujitsugeneral.com

Inverter Driven Heat Pump

9,000 BTU Single Zone High SEER Wall Mounted

FAN DATA

Indoor Unit Airflow rate	Cooling	HIGH	CFM (m3/h)	542 (920)
		MED		406 (690)
		LOW		312 (530)
		QUIET		206 (350)
	Heating	HIGH		542 (920)
		MED		406 (690)
		LOW		312 (530)
		QUIET		206 (350)
Outdoor Unit Airflow rate	Cooling			1,089 (1,850)
	Heating			1,089 (1,850)

SOUND PRESSURE

Indoor Unit	Cooling	HIGH	dB (A)	43
		MED		37
		LOW		31
		QUIET		23
	Heating	HIGH		43
		MED		36
		LOW		31
		QUIET		23
Outdoor Unit	Cooling			46
	Heating			47

REFRIGERANT

Type	R410A		
Charge	lb oz	2 lb 14 oz	
	g	1300	
Oil Type	RB68		

ELECTRICAL SPECIFICATIONS

Voltage/Frequency/Phase		208/230 V ~60 Hz		
Available Voltage Range		187–253 V		
Current	Cooling	Rated	A	2.5
	Heating	Rated		3.3
Maximum Operating Current	Cooling			9.4
	Heating			10.9
Starting Current				3.3
MCA				13.4
Maximum Circuit Breaker				15
Input Power	Cooling	Rated	kW	0.5
		Min.–Max.		0.11–0.85
	Heating	Rated		0.66
		Min.–Max.		0.17–1.93
Power Factor	Cooling		%	87
	Heating			87

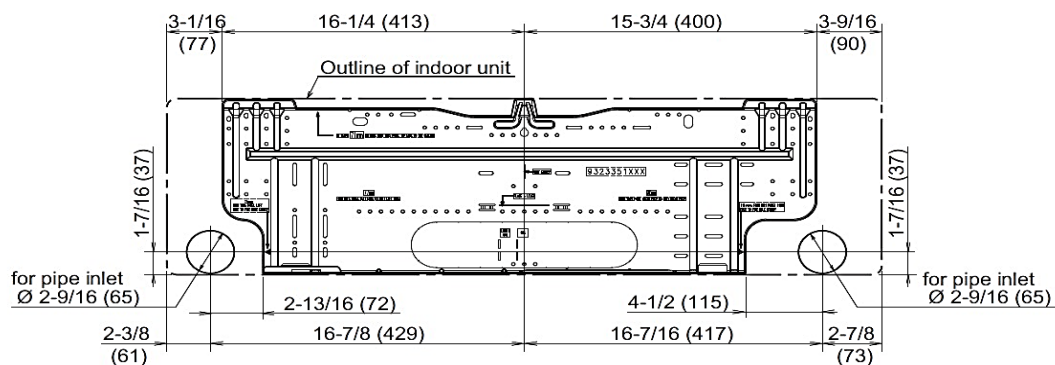
OTHER

Moisture Removal		pints/h (L/h)	2.5 (1.2)
Energy Star			Yes
Drain hose	Material		PP+LLDPE
	Tip diameter	in (mm)	Ø7/32 (Ø13.8) (I.D.), Ø5/8 to 21/32 (Ø15.8 to 16.7) (O.D.)
Operation Range	Cooling	°F (°C)	64 to 90 (18 to 32)
	Heating	%RH	80 or less
		°F (°C)	60 to 86 (16 to 30)

DIMENSIONS:

Units: In. (mm)

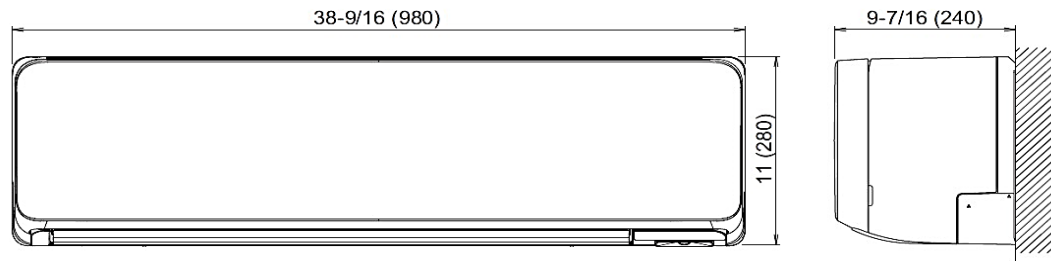
Wall Bracket Data:



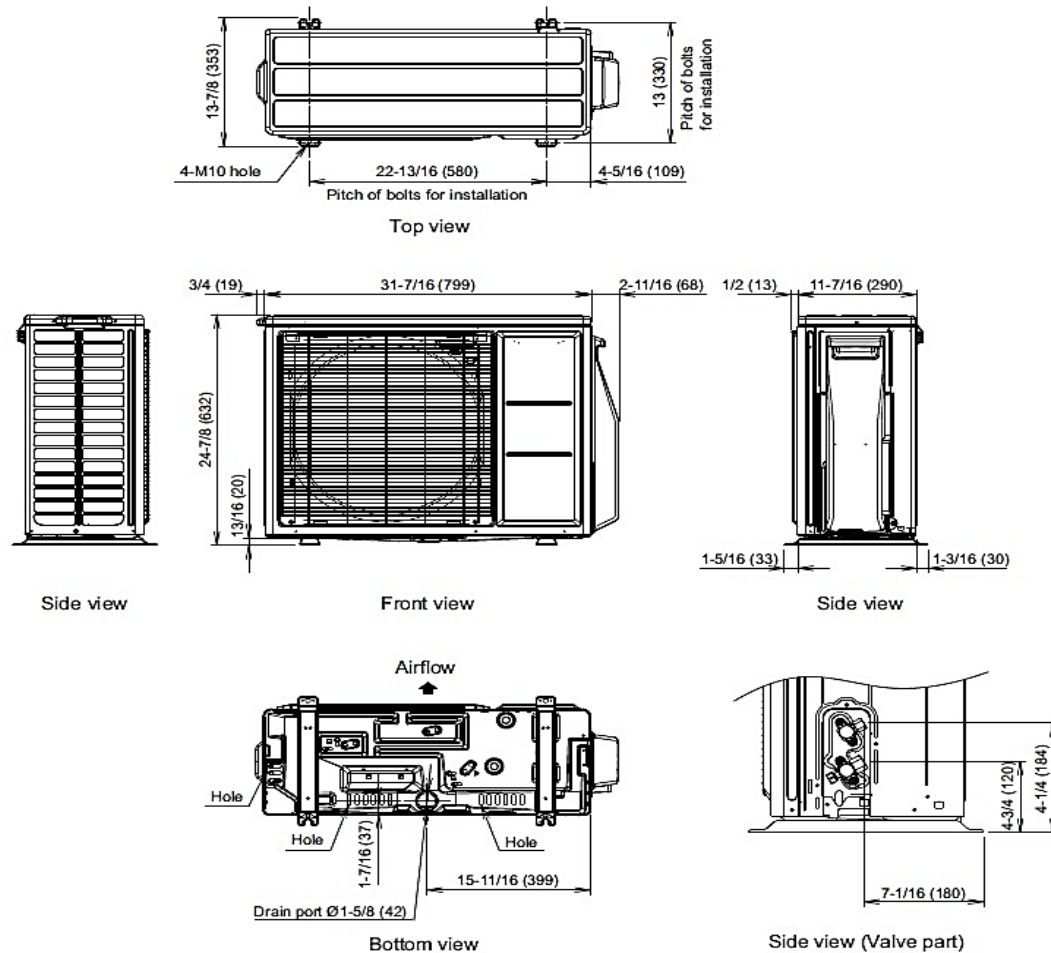
DIMENSIONS

Units: In. (mm)

Indoor Unit



Outdoor Unit



The Fujitsu logo is a worldwide trademark of Fujitsu General Limited. The Airstage logo and name is a worldwide trademark of Fujitsu General Limited and is a registered trademark in Japan, the USA and other countries or areas. Copyright 2024 Fujitsu General America, Inc. Fujitsu's products are subject to continuous improvements. Fujitsu reserves the right to modify product design, specifications and information in this brochure without notice and without incurring any obligations.

Note: Specifications are based on the following conditions:
Cooling: Indoor temperature of 80°F (26.7°C) DB/67°F (19.4°C) WB, and outdoor temperature of 95°F (35°C) DB/75°F (23.9°C) WB. Heating: Indoor temperature of 70°F (21.1°C) DB/60°F (15.6°C) WB, and outdoor temperature of 47°F (8.3°C) DB/43°F (6.1°C) WB. Pipe length: 25ft. (7.5m), Height difference: 0ft. (0m) (Outdoor unit - indoor unit).