

FOUR ROOM MULTI AIR CONDITIONER

SERVICE MANUAL



CONTENTS

SPECIFICATIONS	1
DIMENSIONS	10
REFRIGERANT SYSTEM DIAGRAM ...	19
PCB CIRCUIT DIAGRAM	20
ERROR DETECTION	27
PARTS (INDOOR UNIT)	29
PARTS (OUTDOOR UNIT)	63
ACCESSORIES	67

Indoor unit	Outdoor unit
ACUH07LUAS1	AOU36RLXFZ1
ACUH09LUAS1	
ACUH12LUAS1	
ACUH18LUAS1	
UTG-CCGFGA	
ADUH07LUAS1	
ADUH09LUAS1	
ADUH12LUAS1	
ADUH18LUAS1	
ADUH24LUAS1	
ASU7RLF1	
ASU9RLF1	
ASU12RLF1	
ASU15RLF1	
ASUH07LPAS	
ASUH09LPAS	
ASUH12LPAS	
ASUH15LPAS	
ASUH18LPAS	
ASUH24LPAS	
AGU9RLF	
AGU12RLF	
AGU15RLF	

Specifications (Indoor unit)

1. Compact cassette type

Model name				ACUH07LUAS1	ACUH09LUAS1	ACUH12LUAS1	ACUH18LUAS1	
Power supply				208/230 V ~ 60 Hz				
Available voltage range				187—264 V				
Capacity			Btu/h class	7,000	9,000	12,000	18,000	
Input power			W	18		23	39	
Running current			A	0.15		0.19	0.30	
Fan	Airflow rate	Cooling	HIGH	CFM (m³/h)	318 (540)		359 (610)	441 (750)
			MED		288 (490)		312 (530)	359 (610)
			LOW		259 (440)		277 (470)	306 (520)
			QUIET		230 (390)		241 (410)	241 (410)
		Heating	HIGH		318 (540)		359 (610)	471 (800)
			MED		288 (490)		312 (530)	418 (710)
			LOW		259 (440)		277 (470)	353 (600)
			QUIET		230 (390)		241 (410)	265 (450)
	Type × Q'ty	Turbo × 1						
	Motor output	W	54					
Sound pressure level *1	Cooling	HIGH	dB (A)	33		37	42	
		MED		31		33	37	
		LOW		29		31	33	
		QUIET		27		28	29	
	Heating	HIGH		34		37	44	
		MED		32		33	40	
		LOW		29		31	37	
		QUIET		27		28	30	
Heat exchanger type	Dimensions (H × W × D)		in (mm)	Main 1: 8-4/16 × 51-9/16 × 1/2 (210 × 1,310 × 13.3) Main 2: 8-4/16 × 49-3/16 × 1/2 (210 × 1,250 × 13.3)				
	Fin pitch		FPI	Main 1: 21 Main 2: 21				
	Rows × Stages			Main 1: 1 × 10 Main 2: 1 × 10				
	Pipe type			Copper tube				
	Fin type			Aluminum				
Dimensions (H × W × D)	Net	in (mm)		9-5/8 × 22-7/16 × 22-7/16 (245 × 570 × 570)				
	Gross			10-7/16 × 28-3/4 × 24-5/8 (265 × 730 × 625)				
Weight	Net	lb (kg)		33 (15)				
	Gross			40 (18)		42 (19)		
Connection pipe	Size	Liquid	in (mm)	Ø1/4 (Ø6.35)				
		Gas		Ø3/8 (Ø9.52)		Ø1/2 (Ø12.70)		
	Method			Flare				
Operation range		Cooling	°F (°C)	64 to 90 (18 to 32)				
			%RH	80 or less				
		Heating	°F (°C)	60 to 86 (16 to 30)				
Drain hose	Material		HARD PVC					
	Tip diameter		in (mm)	Ø1 (Ø25) (I.D.), Ø1-1/4 (Ø32) (O.D.)				
Remote controller (Option)				Wired, Wireless, Mobile app*2 [FGLair™]				
Cassette grille (Grid type: Option)		Model name		UTG-CCGFGA				
		Material		PS				
		Color		White				
		Approximate color of Munsell 9PB 9.1/0.2						
		Dimensions (H × W × D)	Net	in (mm)	1-15/16 × 24-7/16 × 24-7/16 (49 × 620 × 620)			
			Gross		4-3/4 × 30-1/8 × 29-3/4 (120 × 765 × 755)			
		Weight	Net	lb (kg)	5.0 (2.3)			
Gross	10 (4.5)							
NOTES:								
<ul style="list-style-type: none">The protective function might work when using it outside the operation range.*1: Sound pressure level:<ul style="list-style-type: none">Measured values in manufacturer's anechoic chamber.Because of the surrounding sound environment, the sound levels measured in actual installation conditions might be higher than the specified values here.*2: Available on Google Play™ store or on App Store®. Optional WLAN Adapter is also required. For details, refer to the setting manual.								

2. Slim duct type

Model name				RIDHHZ07AJ8S		RIDHHZ09AJ8S		RIDHHZ12AJ8S			
Power supply				208/230 V ~ 60 Hz							
Available voltage range				187—264 V							
Capacity				Btu/h class		7,000		9,000		12,000	
Input power				W		33		49		58	
Running current				A		0.30				0.35	
Fan	Airflow rate	Cooling	HIGH	CFM (m³/h)	324 (550)		353 (600)		382 (650)		
			MED		288 (490)		324 (550)		353 (600)		
			LOW		277 (470)		294 (500)		324 (550)		
			QUIET		259 (440)		265 (450)		283 (480)		
		Heating	HIGH		324 (550)		353 (600)		382 (650)		
			MED		288 (490)		324 (550)		353 (600)		
			LOW		277 (470)		294 (500)		324 (550)		
			QUIET		259 (440)		265 (450)		283 (480)		
	Type × Qty		Sirocco × 2								
	Motor output			W		80		81			
Recommended static pressure				inWG (Pa)		0 to 0.36 (0 to 90)					
Sound pressure level*1		Cooling	HIGH	dB (A)	28				29		
			MED		26		27		28		
			LOW		25		26		27		
			QUIET		24		25		26		
		Heating	HIGH		28				29		
			MED		26				28		
			LOW		25				27		
			QUIET		24						
Heat exchanger type		Dimensions (H × W × D)		in (mm)		11-9/16 × 19-11/16 × 1-9/16 (294 × 500 × 39.9)					
		Fin pitch		FPI		20					
		Rows × Stages				2 × 14		3 × 14			
		Pipe type		Copper tube							
		Fin type		Aluminum							
Enclosure		Material		Steel sheet							
		Color		—							
Dimensions (H × W × D)		Net		in (mm)		7-13/16 × 27-9/16 × 24-7/16 (198 × 700 × 620)					
		Gross				10-13/16 × 37-3/16 × 30-3/8 (274 × 945 × 772)					
Weight		Net		lb (kg)		35 (16)		37 (17)			
		Gross				46 (21)		49 (22)			
Connection pipe		Size	Liquid	in (mm)		Ø1/4 (Ø6.35)					
			Gas			Ø3/8 (Ø9.52)					
Method		Flare									
Operation range		Cooling	°F (°C)		64 to 90 (18 to 32)						
			%RH		80 or less						
		Heating	°F (°C)		60 to 86 (16 to 30)						
Remote controller (Option)				Wired							
				HARD PVC							
Drain hose		Material									
		Tip diameter		in (mm)		Ø1 (Ø25) (I.D.), Ø1-1/4 (Ø32) (O.D.)					
NOTES:											
<div><div><div></div><div></div></div><div><div></div><div></div></div><div><div></div><div></div></div><div><div></div><div></div></div><div><div></div><div></div></div><div><div></div><div></div></div><div><div></div><div></div></div><div><div></div><div></div></div><div><div></div><div></div></div><div><div></div><div></div></div><div><div></div><div></div></div><div><div></div><div></div></div><div><div></div><div></div></div><div><div></div><div></div></div><div><div></div><div></div></div><div><div></div><div></div></div><div><div></div><div></div></div><div><div></div><div></div></div><div><div></div><div></div></div><div><div></div><div></div></div><div><div></div><div></div></div><div><div></div><div></div></div><div><div></div><div></div></div><div><div></div><div></div></div><div><div></div><div></div></div><div><div></div><div></div></div><div><div></div><div></div></div><div><div></div><div></div></div><div><div></div><div></div></div><div><div></div><div></div></div><div><div></div><div></div></div><div><div></div><div></div></div><div><div></div><div></div></div><div><div></div><div></div></div><div><div></div><div></div></div><div><div></div><div></div></div><div><div></div><div></div></div><div><div></div><div></div></div><div><div></div><div></div></div><div><div></div><div></div></div><div><div></div><div></div></div><div><div></div><div></div></div><div><div></div><div></div></div><div><div></div><div></div></div><div><div></div><div></div></div><div><div></div><div></div></div><div><div></div><div></div></div><div><div></div><div></div></div><div><div></div><div></div></div><div><div></div><div></div></div><div><div></div><div></div></div><div><div></div><div></div></div><div><div></div><div></div></div><div><div></div><div></div></div><div><div></div><div></div></div><div><div></div><div></div></div><div><div></div><div></div></div><div><div></div><div></div></div><div><div></div><div></div></div><div><div></div><div></div></div><div><div></div><div></div></div><div><div></div><div></div></div><div><div></div><div></div></div><div><div></div><div></div></div><div><div></div><div></div></div><div><div></div><div></div></div><div><div></div><div></div></div><div><div></div><div></div></div><div><div></div><div></div></div><div><div></div><div></div></div><div><div></div><div></div></div><div><div></div><div></div></div><div><div></div><div></div></div><div><div></div><div></div></div><div><div></div><div></div></div><div><div></div><div></div></div><div><div></div><div></div></div><div><div></div><div></div></div><div><div></div><div></div></div><div><div></div><div></div></div><div><div></div><div></div></div><div><div></div><div></div></div><div><div></div><div></div></div><div><div></div><div></div></div><div><div></div><div></div></div><div><div></div><div></div></div><div><div></div><div></div></div><div><div></div><div></div></div><div><div></div><div></div></div><div><div></div><div></div></div><div><div></div><div></div></div><div><div></div><div></div></div><div><div></div><div></div></div><div><div></div><div></div></div><div><div></div><div></div></div><div><div></div><div></div></div><div><div></div><div></div></div><div><div></div><div></div></div><div><div></div><div></div></div><div><div></div><div></div></div><div><div></div><div></div></div><div><div></div><div></div></div><div><div></div><div></div></div><div><div></div><div></div></div><div><div></div><div></div></div><div><div></div><div></div></div><div><div></div><div></div></div><div><div></div><div></div></div><div><div></div><div></div></div><div><div></div><div></div></div><div><div></div><div></div></div><div><div></div><div></div></div><div><div></div><div></div></div><div><div></div><div></div></div><div><div></div><div></div></div><div><div></div><div></div></div><div><div></div><div></div></div><div><div></div><div></div></div><div><div></div><div></div></div><div><div></div><div></div></div><div><div></div><div></div></div><div><div></div><div></div></div><div><div></div><div></div></div><div><div></div><div></div></div><div><div></div><div></div></div><div><div></div><div></div></div><div><div></div><div></div></div><div><div></div><div></div></div><div><div></div><div></div></div><div><div></div><div></div></div><div><div></div><div></div></div><div><div></div><div></div></div><div><div></div><div></div></div><div><div></div><div></div></div><div><div></div><div></div></div><div><div></div><div></div></div><div><div></div><div></div></div><div><div></div><div></div></div><div><div></div><div></div></div><div><div></div><div></div></div><div><div></div><div></div></div><div><div></div><div></div></div><div><div></div><div></div></div><div><div></div><div></div></div><div><div></div><div></div></div><div><div></div><div></div></div><div><div></div><div></div></div><div><div></div><div></div></div><div><div></div><div></div></div><div><div></div><div></div></div><div><div></div><div></div></div><div><div></div><div></div></div><div><div></div><div></div></div><div><div></div><div></div></div><div><div></div><div></div></div><div><div></div><div></div></div><div><div></div><div></div></div><div><div></div><div></div></div><div><div></div><div></div></div><div><div></div><div></div></div><div><div></div><div></div></div><div><div></div><div></div></div><div><div></div><div></div></div><div><div></div><div></div></div><div><div></div><div></div></div><div><div></div><div></div></div><div><div></div><div></div></div><div><div></div><div></div></div><div><div></div><div></div></div><div><div></div><div></div></div><div><div></div><div></div></div><div><div></div><div></div></div><div><div></div><div></div></div><div><div></div><div></div></div><div><div></div><div></div></div><div><div></div><div></div></div><div><div></div><div></div></div><div><div></div><div></div></div><div><div></div><div></div></div><div><div></div><div></div></div><div><div></div><div></div></div><div><div></div><div></div></div><div><div></div><div></div></div><div><div></div><div></div></div><div><div></div><div></div></div><div><div></div><div></div></div><div><div></div><div></div></div><div><div></div><div></div></div><div><div></div><div></div></div><div><div></div><div></div></div><div><div></div><div></div></div><div><div></div><div></div></div><div><div></div><div></div></div><div><div></div><div></div></div><div><div></div><div></div></div><div><div></div><div></div></div><div><div></div><div></div></div><div><div></div><div></div></div><div><div></div><div></div></div><div><div></div><div></div></div><div><div></div><div></div></div><div><div></div><div></div></div><div><div></div><div></div></div><div><div></div><div></div></div><div><div></div><div></div></div><div><div></div><div></div></div><div><div></div><div></div></div><div><div></div><div></div></div><div><div></div><div></div></div><div><div></div><div></div></div><div><div></div><div></div></div><div><div></div><div></div></div><div><div></div><div></div></div><div><div></div><div></div></div><div><div></div><div></div></div><div><div></div><div></div></div><div><div></div><div></div></div><div><div></div><div></div></div><div><div></div><div></div></div><div><div></div><div></div></div><div><div></div><div></div></div><div><div></div><div></div></div><div><div></div><div></div></div><div><div></div><div></div></div><div><div></div><div></div></div><div><div></div><div></div></div><div><div></div><div></div></div><div><div></div><div></div></div><div><div></div><div></div></div><div><div></div><div></div></div><div><div></div><div></div></div><div><div></div><div></div></div><div><div></div><div></div></div><div><div></div><div></div></div><div><div></div><div></div></div><div><div></div><div></div></div><div><div></div><div></div></div><div><div></div><div></div></div><div><div></div><div></div></div><div><div></div><div></div></div><div><div></div><div></div></div><div><div></div><div></div></div><div><div></div><div></div></div><div><div></div><div></div></div><div><div></div><div></div></div><div><div></div><div></div></div><div><div></div><div></div></div><div><div></div><div></div></div><div><div></div><div></div></div><div><div></div><div></div></div><div><div></div><div></div></div><div><div></div><div></div></div><div><div></div><div></div></div><div><div></div><div></div></div><div><div></div><div></div></div><div><div></div><div></div></div><div><div></div><div></div></div><div><div></div><div></div></div><div><div></div><div></div></div><div><div></div><div></div></div><div><div></div><div></div></div><div><div></div><div></div></div><div><div></div><div></div></div><div><div></div><div></div></div><div><div></div><div></div></div><div><div></div><div></div></div><div><div></div><div></div></div><div><div></div><div></div></div><div><div></div><div></div></div><div><div></div><div></div></div><div><div></div><div></div></div><div><div></div><div></div></div><div><div></div><div></div></div><div><div></div><div></div></div><div><div></div><div></div></div><div><div></div><div></div></div><div><div></div><div></div></div><div><div></div><div></div></div><div><div></div><div></div></div><div><div></div><div></div></div><div><div></div><div></div></div><div><div></div><div></div></div><div><div></div><div></div></div><div><div></div><div></div></div><div><div></div><div></div></div><div><div></div><div></div></div><div><div></div></div></div>											

Model name				ADUH18LUAS1		ADUH24LUAS1		
Power supply				208/230 V ~ 60 Hz				
Available voltage range				187—264 V				
Capacity			Btu/h class	18,000		24,000		
Input power			W	73		111		
Running current			A	0.44		0.66		
Fan	Airflow rate	Cooling	HIGH	CFM (m³/h)	553 (940)		783 (1330)	
			MED		518 (880)		730 (1240)	
			LOW		483 (820)		647 (1100)	
			QUIET		441 (750)		606 (1030)	
		Heating	HIGH		553 (940)		783 (1330)	
			MED		518 (880)		730 (1240)	
			LOW		483 (820)		647 (1100)	
			QUIET		441 (750)		606 (1030)	
	Type × Q'ty				Sirocco × 3		Sirocco × 4	
	Motor output		W		81			
Recommended static pressure			inWG (Pa)	0 to 0.36 (0 to 90)		0 to 0.2 (0 to 50)		
Sound pressure level *1	Cooling	HIGH	dB (A)	32		33		
		MED		31		32		
		LOW		30				
		QUIET		29				
	Heating	HIGH		33		35		
		MED		32		34		
		LOW		31		32		
		QUIET		29				
Heat exchanger type	Dimensions (H × W × D)		in (mm)	11-9/16 × 27-9/16 × 1-9/16 (294 × 700 × 39.9)		11-9/16 × 35-7/16 × 1-9/16 (294 × 900 × 39.9)		
	Fin pitch		FPI	20				
	Rows × Stages			3 × 14				
	Pipe type			Copper tube				
	Fin type			Aluminum				
Enclosure	Material		Steel sheet					
	Color		—					
Dimensions (H × W × D)	Net		in (mm)	7-13/16 × 35-7/16 × 24-7/16 (198 × 900 × 620)		7-13/16 × 43-5/16 × 24-7/16 (198 × 1,100 × 620)		
	Gross			10-13/16 × 45-1/16 × 30-3/8 (274 × 1,145 × 772)		10-13/16 × 52-15/16 × 30-3/8 (274 × 1,345 × 772)		
Weight	Net		lb (kg)	44 (20)		53 (24)		
	Gross			57 (26)		66 (30)		
Connection pipe	Size	Liquid	in (mm)	Ø1/4 (Ø6.35)				
		Gas		Ø1/2 (Ø12.70)		Ø5/8 (Ø15.88)		
Method			Flare					
Operation range		Cooling	°F (°C)	64 to 90 (18 to 32)				
			%RH	80 or less				
		Heating	°F (°C)	60 to 86 (16 to 30)				
Remote controller (Option)				Wired, Mobile app*2 [FGLair™]				
Drain hose	Material		HARD PVC					
	Tip diameter		in (mm)	Ø1 (Ø25) (I.D.), Ø1-1/4 (Ø32) (O.D.)				
NOTES:								
<ul style="list-style-type: none">The protective function might work when using it outside the operation range.*1: Sound pressure level:<ul style="list-style-type: none">Measured values in manufacturer's anechoic chamber.Because of the surrounding sound environment, the sound levels measured in actual installation conditions might be higher than the specified values here.*2: Available on Google Play™ store or on App Store®. Optional WLAN adapter is also required. For details, refer to the setting manual.								

3. Wall mounted type (ASU7-15RLF1)

Model name				ASU7RLF1	ASU9RLF1	ASU12RLF1	ASU15RLF1	
Power supply				208/230 V ~ 60 Hz				
Available voltage range				187—264 V				
Capacity		Btu/h class		7,000	9,000	12,000	14,000	
Input power		W		15	17	22	28	
Running current		A		0.13	0.15	0.19	0.25	
Fan	Airflow rate	Cooling	HIGH	CFM (m³/h)	330 (560)	353 (600)	388 (660)	430 (730)
			MED		294 (500)	306 (520)	330 (560)	353 (600)
			LOW		253 (430)	253 (430)	265 (450)	312 (530)
			QUIET		182 (310)	182 (310)	182 (310)	212 (360)
		Heating	HIGH		330 (560)	353 (600)	388 (660)	430 (730)
			MED		294 (500)	306 (520)	330 (560)	362 (615)
			LOW		253 (430)	253 (430)	277 (470)	330 (560)
			QUIET		194 (330)	194 (330)	194 (330)	221 (375)
	Type × Q'ty		Crossflow fan × 1					
	Motor output		W30					
Sound pressure level *	Cooling	HIGH	dB (A)	36	37	40	42	
		MED		32	33	36	38	
		LOW		29	29	30	33	
		QUIET		21	21	21	25	
	Heating	HIGH		36	37	40	42	
		MED		32	33	36	38	
		LOW		29	29	31	35	
		QUIET		22	22	22	27	
Heat exchanger type	Dimensions (H × W × D)		in (mm)	Main: 12-5/8 × 24-13/16 × 13/16 (320 × 630 × 20) Sub: 3-5/16 × 24-13/16 × 1/2 (84 × 630 × 13.3)				
	Fin pitch		FPI	Main: 23, Sub: 18				
	Rows × Stages		Main: 2 × 20, Sub: 1 × 4					
	Pipe type		Copper tube					
	Fin type		Aluminum					
Enclosure	Material			Polystyrene				
	Color			White Approximate color of Munsell N 9.25/				
Dimensions (H × W × D)	Net		in (mm)	10-9/16 × 33-1/16 × 8 (268 × 840 × 203)				
	Gross			10-5/8 × 34-13/16 × 14-3/4 (270 × 884 × 336)				
Weight	Net		lb (kg)	19 (8.5)				
	Gross			23 (10.5)				
Connection pipe	Size	Liquid	in (mm)	Ø1/4 (Ø6.35)				
		Gas		Ø3/8 (Ø9.52)		Ø1/2 (Ø12.70)		
Drain hose	Method			Flare				
	Material			PP + HDPE				
	Tip diameter		in (mm)	Ø17/32 (Ø13.8) (I.D.), Ø19/32 to 21/32 (Ø15.0 to 16.8) (O.D.)				
Operation range		Cooling	°F (°C)	64 to 90 (18 to 32)				
			%RH	80 or less				
Remote controller type		Heating	°F (°C)	60 to 86 (16 to 30)				
			Wireless (Wired [option])					
NOTES:								
<ul style="list-style-type: none">• The protective function might work when using it outside the operation range.• *Sound pressure level:<ul style="list-style-type: none">— Measured values in manufacturer's anechoic chamber.— Because of the surrounding sound environment, the sound levels measured in actual installation conditions might be higher than the specified values here.								

4. Wall mounted type (ASUH07-15LPAS)

Model name				ASUH07LPAS	ASUH09LPAS	ASUH12LPAS	ASUH15LPAS	
Power supply				208/230 V ~ 60 Hz				
Available voltage range				187—264 V				
Capacity			Btu/h class	7,000	9,000	12,000	14,000	
Input power			W	18	22	26	42	
Running current			A	0.18	0.20	0.24	0.35	
Fan	Airflow rate	Cooling	HIGH	CFM (m³/h)	383 (650)	412 (700)	412 (700)	453 (770)
			MED		318 (540)	330 (560)	330 (560)	353 (600)
			LOW		253 (430)	253 (430)	253 (430)	265 (450)
			QUIET		188 (320)	188 (320)	182 (310)	182 (310)
		Heating	HIGH		424 (720)	441 (750)	453 (770)	483 (820)
			MED		341 (580)	359 (610)	377 (640)	388 (660)
			LOW		271 (460)	277 (470)	306 (520)	306 (520)
			QUIET		194 (330)	194 (330)	182 (310)	200 (340)
	Type × Qty		Crossflow fan × 1					
	Motor output		W	49				
Sound pressure level*1	Cooling	HIGH	dB (A)	38	40		43	
		MED		33	34	35	36	
		LOW		29		30		
		QUIET		21				
	Heating	HIGH		41	42		44	
		MED		35	36	38	39	
		LOW		31		33		
		QUIET		22				24
Heat exchanger type	Dimensions (H × W × D)		in (mm)	Main1: 8-1/4 × 26-5/16 × 1-1/16 (210 × 668 × 26.6) Main2: 4-7/16 × 26-5/16 × 13/16 (112 × 668 × 20)		Main1: 8-1/4 × 26-5/16 × 1-1/16 (210 × 668 × 26.6) Main2: 4-7/16 × 26-5/16 × 13/16 (112 × 668 × 20) Sub: 3-5/16 × 26-5/16 × 1/2 (84 × 668 × 13.3)		
	Fin pitch		FPI	Man1: 21 Main2: 23		Man1: 21 Main2: 23 Sub: 18		
	Rows × Stages			Main1: 2 × 10 Main2: 2 × 7		Main1: 2 × 10 Main2: 2 × 7 Sub: 1 × 4		
	Pipe type			Copper				
	Fin type			Aluminum				
Enclosure	Material			Polystyrene				
	Color			White Approximate color of Munsell N 9.25/				
Dimensions (H × W × D)	Net		in (mm)	10-5/8 × 32-13/16 × 8-3/4 (270 × 834 × 222)				
	Gross			10-7/8 × 36 × 13-1/16 (277 × 914 × 332)				
Weight	Net		lb (kg)	21 (9.5)		22 (10.0)		
	Gross			26 (12.0)		29 (13.0)		
Connection pipe	Size	Liquid Gas	in (mm)	Ø1/4 (Ø6.35)				
	Method			Ø3/8 (Ø9.52)		Ø1/2 (Ø12.7)		
Drain hose	Material			Flare PP+HDPE				
	Tip diameter		in (mm)	Ø17/32 (Ø13.8) (I.D.), Ø19/32 to 21/32 (Ø15.0 to 16.8) (O.D.)				
Operation range	Cooling		°F (°C)	64 to 90 (18 to 32)				
			%RH	80 or less				
	Heating		°F (°C)	60 to 86 (16 to 30)				
	Remote controller type			Wireless (Wired, Mobile app*2 [FGLair™] [option])				
NOTES: <ul style="list-style-type: none">The protective function might work when using it outside the operation range.*1: Sound pressure level:<ul style="list-style-type: none">Measured values in manufacturer's anechoic chamber.Because of the surrounding sound environment, the sound levels measured in actual installation conditions might be higher than the specified values here.*2: Available on Google Play™ store or on App Store®. Optional WLAN Adapter is also required. For details, refer to the setting manual.								

5. Wall mounted type (ASUH18-24LPAS)

Model name				ASUH18LPAS		ASUH24LPAS			
Power supply				208/230 V ~ 60 Hz					
Available voltage range				187—264 V					
Capacity			Btu/h class	18,000		24,000			
Input power			W	34		55			
Running current			A	0.32		0.46			
Fan	Airflow rate	Cooling	HIGH	CFM (m³/h)	530 (900)		642 (1,090)		
			MED		471 (800)		530 (900)		
			LOW		377 (640)		471 (800)		
			QUIET		241 (410)		306 (520)		
		Heating	HIGH		506 (860)		594 (1,010)		
			MED		406 (690)		506 (860)		
			LOW		330 (560)		377 (640)		
			QUIET		247 (420)		306 (520)		
	Type × Qty			Crossflow fan × 1					
	Motor output			W	59				
Sound pressure level*1		Cooling	HIGH	dB (A)	44		49		
			MED		42		44		
			LOW		37		42		
			QUIET		26		31		
		Heating	HIGH		43		47		
			MED		39		43		
			LOW		34		37		
			QUIET		28		32		
Heat exchanger type		Dimensions (H × W × D)		in (mm)	Main1: 8-1/4 × 31-5/16 × 1-1/16 (210 × 796 × 26.6) Main2: 4-15/16 × 31-5/16 × 1-1/16 (126 × 796 × 26.6) Sub1: 3-5/16 × 31-5/16 × 1/2 (84 × 796 × 13.3)				
		Fin pitch		FPI	Man1: 21 Main2: 21 Sub1: 18				
		Rows × Stages		Main1: 2 × 10 Main2: 2 × 6 Sub1: 1 × 4					
		Pipe type		Copper					
		Fin type		Aluminum					
Enclosure		Material		Polystyrene					
		Color		White Approximate color of Munsell N 9.25/					
Dimensions (H × W × D)		Net		in (mm)	11 × 38-9/16 × 9-7/16 (280 × 980 × 240)				
		Gross			12-11/16 × 42-7/16 × 13-5/8 (322 × 1,078 × 346)				
Weight		Net		lb (kg)	29 (13)				
		Gross			37 (17)				
Connection pipe		Size	Liquid	in (mm)	Ø1/4 (Ø6.35)				
			Gas		Ø1/2 (Ø12.7)		Ø5/8 (Ø15.88)*2		
Drain hose		Method		Flare					
		Material		PP+HDPE					
Operation range		Tip diameter		in (mm)	Ø17/32 (Ø13.8) (I.D.), Ø5/8 to 21/32 (Ø15.8 to 16.7) (O.D.)				
		Cooling			°F (°C)	64 to 90 (18 to 32)			
					%RH	80 or less			
Remote controller type		Heating				86 or less (30 or less)			
						Wireless (Wired, Mobile app*3 [FGLair™] [option])			

NOTES:

- The protective function might work when using it outside the operation range.
- *1: Sound pressure level:
 - Measured values in manufacturer's anechoic chamber.
 - Because of the surrounding sound environment, the sound levels measured in actual installation conditions might be higher than the specified values here.
- *2: Use the attached adapter to change the pipe size from Ø1/2 in (Ø12.7 mm) to Ø5/8 in (Ø15.88 mm).
- *3: Available on Google Play™ store or on App Store®. Optional WLAN Adapter is also required. For details, refer to the setting manual.

6. Floor type

Model name				AGU9RLF	AGU12RLF	AGU15RLF	
Power supply				208/230 V ~ 60 Hz			
Available voltage range				187—264 V			
Capacity			Btu/h class	9,000	12,000	14,000	
Input power			W	16	20	23	
Running current			A	0.15	0.18	0.20	
Fan	Airflow rate	Cooling	HIGH	CFM (m³/h)	312 (530)	353 (600)	383 (650)
			MED		259 (440)	288 (490)	306 (520)
			LOW		212 (360)	224 (380)	235 (400)
			QUIET		159 (270)	159 (270)	159 (270)
		Heating	HIGH		312 (530)	353 (600)	383 (650)
			MED		270 (460)	300 (510)	318 (540)
			LOW		224 (380)	241 (410)	253 (430)
			QUIET		159 (270)	159 (270)	159 (270)
	Type × Q'ty			Crossflow fan × 2			
	Motor output			W	16		
Sound pressure level *	Cooling	HIGH	dB (A)	39	42	44	
		MED		34	36	38	
		LOW		28	30	31	
		QUIET		22	22	22	
	Heating	HIGH		39	42	44	
		MED		35	38	39	
		LOW		30	32	33	
		QUIET		22	22	22	
Dimensions (H × W × D)			in (mm)	14-7/8 × 21-5/8 × 1-1/16 (378 × 550 × 26.6)			
Fin pitch			FPI	21			
Rows × Stages				2 x 18			
Pipe type				Copper tube			
Fin type				Aluminum			
Enclosure	Material			Polystyrene			
	Color			White (Approximate color of Munsell N 9.25/)			
Dimensions (H × W × D)	Net		in (mm)	23-5/8 × 29-1/8 × 7-7/8 (600 × 740 × 200)			
	Gross			27-9/16 × 32-5/16 × 12-3/16 (700 × 820 × 310)			
Weight	Net		lb (kg)	31 (14)			
	Gross			37 (17)			
Connection pipe	Size	Liquid	in (mm)	Ø1/4 (Ø6.35)			
		Gas		Ø3/8 (Ø9.52)		Ø1/2 (Ø12.70)	
Method				Flare			
Drain hose	Material			PVC			
	Size		in (mm)	Ø9/16 (Ø13.8) (I.D.), Ø11/16 (Ø16.7) (O.D.)			
Operation range		Cooling	°F (°C)	64 to 90 (18 to 32)			
			%RH	80 or less			
		Heating	°F (°C)	60 to 86 (16 to 30)			
Remote controller type				Wireless (Wired [option])			
NOTES:							
<ul style="list-style-type: none">The protective function might work when using it outside the operation range.*Sound pressure level:<ul style="list-style-type: none">Measured values in manufacturer's anechoic chamber.Because of the surrounding sound environment, the sound levels measured in actual installation conditions might be higher than the specified values here.							

Specifications (Outdoor unit)

Model: AOU36RLXFZ1

Type				Inverter heat pump				
Model name				AOU36RLXFZ1				
Power source				1Ø 208/230 V 60 Hz				
Available voltage range				187—264V				
Connectable indoor unit			Number	2*1 to 4				
			Total capacity range	27,000 to 39,000 Btu/h				
Combination of indoor unit				Non-duct ASU9RLF1 × 4	Duct ADUH09LUAS1 × 4	Mix		
Capacity	Cooling	Rated	Btu/h	35,200				
			kW	10.3				
		Min.—Max.	Btu/h	11,000—38,000				
			kW	3.2—11.1				
		Heating	Rated	Btu/h	36,400			
				kW	10.68			
	Min.—Max.		Btu/h	11,000—42,000				
			kW	3.2—12.3				
	Heating (17°F)*2		Rated	Btu/h	21,400			
				kW	6.27			
		Min.—Max.	Btu/h	6,500—32,500				
			kW	1.90—9.52				
		Heating (5°F)*3	Rated	Btu/h	22,600			
				kW	6.62			
	Min.—Max.		Btu/h	5,100—25,410				
			kW	1.49—7.45				
Input power	Cooling		Rated	kW	3.52	3.92	—	
			Max.		4.10	4.38	—	
	Heating	Rated	3.00		3.22	—		
		Max.	3.70		3.85	—		
	Heating (17°F)*2	Rated	2.24		2.39	—		
		Max.	3.89		—			
	Heating (5°F)*3	Rated	3.64		—			
		Max.	3.82		—			
	Current	Cooling	Rated		A	15.4	17.1	15.9
		Heating				13.1	14.1	13.6
EER2	Cooling	Rated	Btu/hW	10.0	9.0	9.5		
SEER2	Cooling		Btu/hW	19.0	17.0	18.0		
COP2	Heating	Rated	kW/kW	3.56	3.32	3.44		
HSPF2	Heating		Btu/hW	9.0	8.2	8.6		
Power factor	Cooling	Rated	%	99.3	99.7	—		
	Heating			99.6	99.2	—		
Starting current			A	17.1				
Maximum operating current*4			A	20.3				
Fan	Type × Qty			Propeller × 1				
	Airflow rate	Cooling		CFM (m³/h)	2,119 (3,600)			
		Heating			2,237 (3,800)			
	Motor	Type × Qty		DC motor × 1				
Sound pressure level*5	Output		W	100				
	Cooling	Rated	dB (A)	53				
	Heating			55				
Heat exchanger	Dimension (H × W × D)		in (mm)	31-13/32 × 35-7/16 × 1-7/16 (798 × 900 × 36.38)				
	Fin pitch		FPI	20				
	Rows × Stages			2 × 38				
	Pipe type (Material)			Grooved H-pin (Copper)				
	Fin	Type (Material)			Corrugate (Aluminum)			
		Surface treatment			Corrosion resistance (Blue Fin)			
Compressor	Type			DC twin rotary				
	Motor output		W	2,100				
Refrigerant	Type			R410A				
	Charge		lb (g)	7 lb 1 oz (3,200)				
Refrigerant oil	Type			RB68				
	Amount		in³ (cm³)	48.8 (800)				
Enclosure	Material			Painted galvanized steel				
	Color			Beige (Approximate color of Munsell 10YR 7.5/1.0 NN)				
Dimensions	Net	(H × W × D)	in (mm)	32-11/16 × 35-7/16 × 13 (830 × 900 × 330)				
	Gross			39-3/8 × 41-5/16 × 17-1/2 (1,000 × 1,050 × 445)				
Weight	Net		lb (kg)	150 (68)				
	Gross			168 (76)				
Connection pipe	Size	Liquid	in (mm)	Ø1/4 (Ø6.35) × 4				
		Gas		Ø3/8 (Ø9.52) × 3 + Ø1/2 (Ø12.7) × 1				
	Method			Flare				
	Pre-charge length (Total)		ft (m)	164 (50)**				
	Max. length (Total)			230 (70)				
	Max. length (Each)			82 (25)				
	Min. length (Total)			66 (20)				
	Min. length (Each)			16 (5)				
	Max. height difference between outdoor unit and each indoor units			49 (15)				
	Max. height difference between indoor units			33 (10)				
Operation range	Cooling	°F (°C)		14 to 115 (-10 to 46)				
	Heating		5 to 75 (-15 to 24)					

Type	Inverter heat pump
Model name	AOU36RLXFZ1
NOTES: <ul style="list-style-type: none"> *1: When AOU36RLXFZ1 is paired with two 18,000-Btu indoor units, you have to purchase optional part K9FZ1818 (UTP-MU36A2) kit. [Its pre-charge length is 66 ft (20 m)]. Specifications are based on the following conditions: <ul style="list-style-type: none"> Power source of specifications : 230 V Cooling: Indoor temperature of 80°FDB (26.7°CDB)/67°FWB (19.4°CWB), and outdoor temperature of 95°FDB (35°CDB)/75°FWB (23.9°CWB). Heating: Indoor temperature of 70°FDB (21.1°CDB)/60°FWB (15.6°CWB), and outdoor temperature of 47°FDB (8.3°CDB)/43°FWB (6.1°CWB). *1: Heating (17°F): Indoor temperature of 70°FDB (21.1°CDB) /60°FWB (15.6°CWB), and outdoor temperature of 17°FDB (-8.3°CDB) /15°FWB (-9.44°CWB). *2: Heating (5°F): Indoor temperature of 70°FDB (21.1°CDB)/60°FWB (15.6°CWB), and outdoor temperature of 5°FDB (-15.0°CDB)/4°FWB (-15.56°CWB). Test conditions are based on AHRI 210/240 2023. Pipe length: 24.6 ft (7.5 m), Height difference: 0 ft (0 m). (Between outdoor unit and indoor unit.) Protective function might work when using it outside the operation range. *3: Maximum current: <ul style="list-style-type: none"> The maximum value when operated within the operation range. The total current of indoor unit and outdoor unit. *4: Sound pressure level: <ul style="list-style-type: none"> Measured values in manufacturer's anechoic chamber. Because of the surrounding sound environment, the sound levels measured in actual installation conditions might be higher than the specified values here. 	

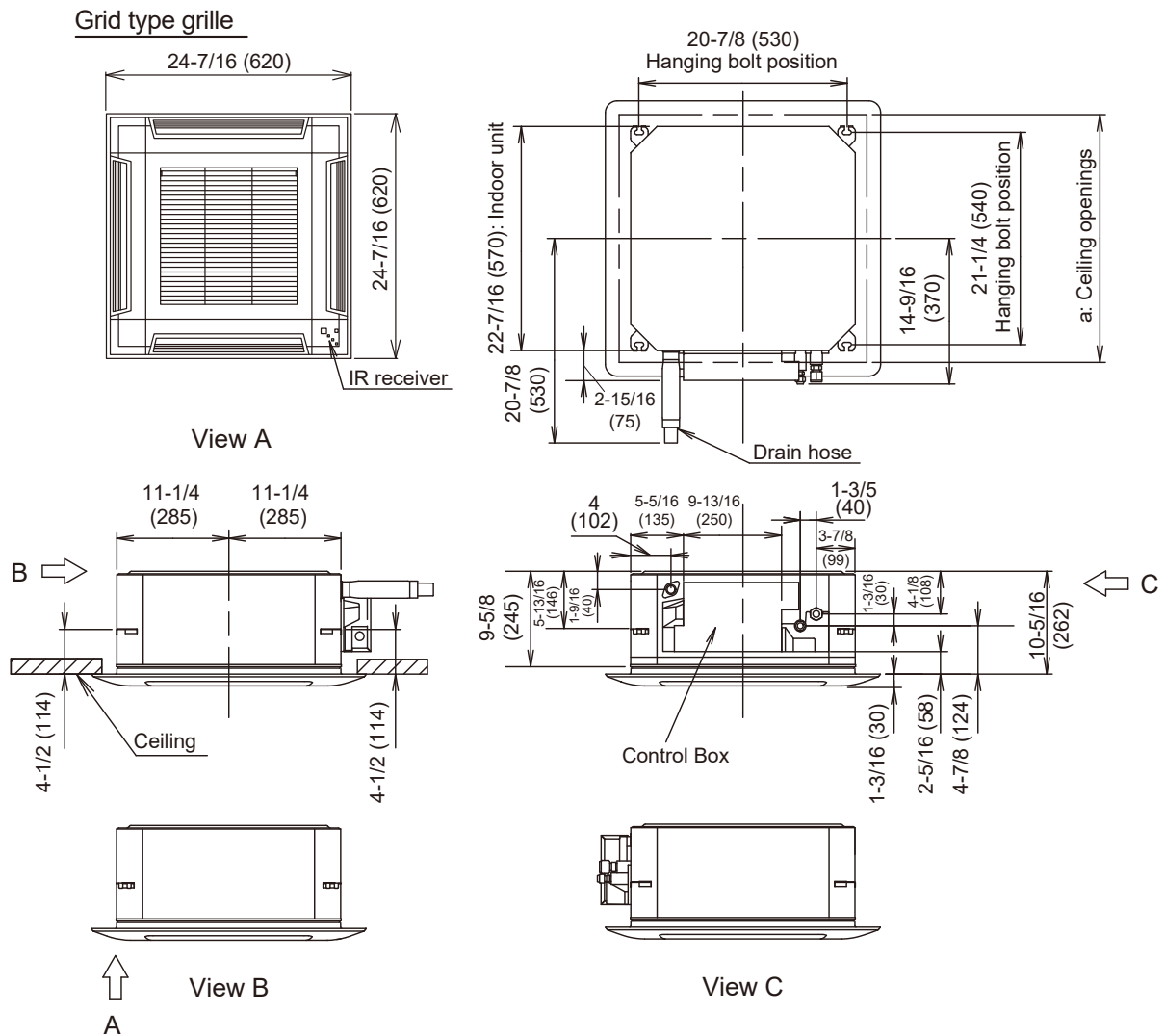
M condition							
Model name				AOU36RLXFZ1			
Capacity	Cooling	Rated	Btu/h	35,200			
			kW	10.3			
		Min.—Max.	Btu/h	11,000—38,000			
			kW	3.2—11.1			
		Heating	Rated	Btu/h	36,400		
				kW	10.68		
	Min.—Max.		Btu/h	11,000—42,000			
			kW	3.2—12.3			
	Heating (17°F)*	Rated	Btu/h	21,400			
			kW	6.27			
		Min.—Max.	Btu/h	6,500—32,500			
			kW	1.90—9.52			
Input power		Cooling	Rated	kW	3.52	3.92	—
			Max.		4.10	4.38	—
	Heating	Rated	3.00		3.22	—	
		Max.	3.70		3.85	—	
	Heating (17°F)*	Rated	2.24		2.39	—	
		Max.	3.89		—		
	Current	Cooling	A		15.4	17.1	15.9
		Heating			13.1	15.1	14.1
EER	Cooling	Rated	Btu/hW	10.0	9.0	9.5	
SEER	Cooling		Btu/hW	18.0	16.0	17.0	
COP	Heating	Rated	kW/kW	3.56	3.32	3.44	
HSPF	Heating		Btu/hW	9.4	8.7	9.1	
Power factor	Cooling	Rated	%	99.3	99.7	—	
	Heating			99.6	99.2	—	
NOTES:							
<div><div><div><div><div><div></div><div></div></div></div><div><div><div></div><div></div></div></div><div><div><div></div><div></div></div></div><div><div><div></div><div></div></div></div><div><div><div></div><div></div></div></div></div></div><div><div><div><div><div><div></div><div></div></div></div><div><div><div></div><div></div></div></div><div><div><div></div><div></div></div></div><div><div><div></div><div></div></div></div><div><div><div></div><div></div></div></div></div></div><div><div><div><div><div><div></div><div></div></div></div><div><div><div></div><div></div></div></div><div><div><div></div><div></div></div></div><div><div><div></div><div></div></div></div><div><div><div></div><div></div></div></div></div></div></div><div><div><div><div><div><div></div><div></div></div></div><div><div><div></div><div></div></div></div><div><div><div></div><div></div></div></div><div><div><div></div><div></div></div></div><div><div><div></div><div></div></div></div></div></div></div><div><div><div><div><div><div></div><div></div></div></div><div><div><div></div><div></div></div></div><div><div><div></div><div></div></div></div><div><div><div></div><div></div></div></div><div><div><div></div><div></div></div></div></div></div></div><div><div><div><div><div><div></div><div></div></div></div><div><div><div></div><div></div></div></div><div><div><div></div><div></div></div></div><div><div><div></div><div></div></div></div><div><div><div></div><div></div></div></div></div></div></div><div><div><div><div><div><div></div><div></div></div></div><div><div><div></div><div></div></div></div><div><div><div></div><div></div></div></div><div><div><div></div><div></div></div></div><div><div><div></div><div></div></div></div></div></div></div><div><div><div><div><div><div></div><div></div></div></div><div><div><div></div><div></div></div></div><div><div><div></div><div></div></div></div><div><div><div></div><div></div></div></div><div><div><div></div><div></div></div></div></div></div></div><div><div><div><div><div><div></div><div></div></div></div><div><div><div></div><div></div></div></div><div><div><div></div><div></div></div></div><div><div><div></div><div></div></div></div><div><div><div></div><div></div></div></div></div></div></div><div><div><div><div><div><div></div><div></div></div></div><div><div><div></div><div></div></div></div><div><div><div></div><div></div></div></div><div><div><div></div><div></div></div></div><div><div><div></div><div></div></div></div></div></div></div><div><div><div><div><div><div></div><div></div></div></div><div><div><div></div><div></div></div></div><div><div><div></div><div></div></div></div><div><div><div></div><div></div></div></div><div><div><div></div><div></div></div></div></div></div></div><div><div><div><div><div><div></div><div></div></div></div><div><div><div></div><div></div></div></div><div><div><div></div><div></div></div></div><div><div><div></div><div></div></div></div><div><div><div></div><div></div></div></div></div></div></div><div><div><div><div><div><div></div><div></div></div></div><div><div><div></div><div></div></div></div><div><div><div></div><div></div></div></div><div><div><div></div><div></div></div></div><div><div><div></div><div></div></div></div></div></div></div><div><div><div><div><div><div></div><div></div></div></div><div><div><div></div><div></div></div></div><div><div><div></div><div></div></div></div><div><div><div></div><div></div></div></div><div><div><div></div><div></div></div></div></div></div></div><div><div><div><div><div><div></div><div></div></div></div><div><div><div></div><div></div></div></div><div><div><div></div><div></div></div></div><div><div><div></div><div></div></div></div><div><div><div></div><div></div></div></div></div></div></div><div><div><div><div><div><div></div><div></div></div></div><div><div><div></div><div></div></div></div><div><div><div></div><div></div></div></div><div><div><div></div><div></div></div></div><div><div><div></div><div></div></div></div></div></div></div><div><div><div><div><div><div></div><div></div></div></div><div><div><div></div><div></div></div></div><div><div><div></div><div></div></div></div><div><div><div></div><div></div></div></div><div><div><div></div><div></div></div></div></div></div></div><div><div><div><div><div><div></div><div></div></div></div><div><div><div></div><div></div></div></div><div><div><div></div><div></div></div></div><div><div><div></div><div></div></div></div><div><div><div></div><div></div></div></div></div></div></div><div><div><div><div><div><div></div><div></div></div></div><div><div><div></div><div></div></div></div><div><div><div></div><div></div></div></div><div><div><div></div><div></div></div></div><div><div><div></div><div></div></div></div></div></div></div><div><div><div><div><div><div></div><div></div></div></div><div><div><div></div><div></div></div></div><div><div><div></div><div></div></div></div><div><div><div></div><div></div></div></div><div><div><div></div><div></div></div></div></div></div></div><div><div><div><div><div><div></div><div></div></div></div><div><div><div></div><div></div></div></div><div><div><div></div><div></div></div></div><div><div><div></div><div></div></div></div><div><div><div></div><div></div></div></div></div></div></div><div><div><div><div><div><div></div><div></div></div></div><div><div><div></div><div></div></div></div><div><div><div></div><div></div></div></div><div><div><div></div><div></div></div></div><div><div><div></div><div></div></div></div></div></div></div><div><div><div><div><div><div></div><div></div></div></div><div><div><div></div><div></div></div></div><div><div><div></div><div></div></div></div><div><div><div></div><div></div></div></div><div><div><div></div><div></div></div></div></div></div></div><div><div><div><div><div><div></div><div></div></div></div><div><div><div></div><div></div></div></div><div><div><div></div><div></div></div></div><div><div><div></div><div></div></div></div><div><div><div></div><div></div></div></div></div></div></div><div><div><div><div><div><div></div><div></div></div></div><div><div><div></div><div></div></div></div><div><div><div></div><div></div></div></div><div><div><div></div><div></div></div></div><div><div><div></div><div></div></div></div></div></div></div><div><div><div><div><div><div></div><div></div></div></div><div><div><div></div><div></div></div></div><div><div><div></div><div></div></div></div><div><div><div></div><div></div></div></div><div><div><div></div><div></div></div></div></div></div></div><div><div><div><div><div><div></div><div></div></div></div><div><div><div></div><div></div></div></div><div><div><div></div><div></div></div></div><div><div><div></div><div></div></div></div><div><div><div></div><div></div></div></div></div></div></div><div><div><div><div><div><div></div><div></div></div></div><div><div><div></div><div></div></div></div><div><div><div></div><div></div></div></div><div><div><div></div><div></div></div></div><div><div><div></div><div></div></div></div></div></div></div><div><div><div><div><div><div></div><div></div></div></div><div><div><div></div><div></div></div></div><div><div><div></div><div></div></div></div><div><div><div></div><div></div></div></div><div><div><div></div><div></div></div></div></div></div></div><div><div><div><div><div><div></div><div></div></div></div><div><div><div></div><div></div></div></div><div><div><div></div><div></div></div></div><div><div><div></div><div></div></div></div><div><div><div></div><div></div></div></div></div></div></div><div><div><div><div><div><div></div><div></div></div></div><div><div><div></div><div></div></div></div><div><div><div></div><div></div></div></div><div><div><div></div><div></div></div></div><div><div><div></div><div></div></div></div></div></div></div><div><div><div><div><div><div></div><div></div></div></div><div><div><div></div><div></div></div></div><div><div><div></div><div></div></div></div><div><div><div></div><div></div></div></div><div><div><div></div><div></div></div></div></div></div></div><div><div><div><div><div><div></div><div></div></div></div><div><div><div></div><div></div></div></div><div><div><div></div><div></div></div></div><div><div><div></div><div></div></div></div><div><div><div></div><div></div></div></div></div></div></div><div><div><div><div><div><div></div><div></div></div></div><div><div><div></div><div></div></div></div><div><div><div></div><div></div></div></div><div><div><div></div><div></div></div></div><div><div><div></div><div></div></div></div></div></div></div><div><div><div><div><div><div></div><div></div></div></div><div><div><div></div><div></div></div></div><div><div><div></div><div></div></div></div><div><div><div></div><div></div></div></div><div><div><div></div><div></div></div></div></div></div></div><div><div><div><div><div><div></div><div></div></div></div><div><div><div></div><div></div></div></div><div><div><div></div><div></div></div></div><div><div><div></div><div></div></div></div><div><div><div></div><div></div></div></div></div></div></div><div><div><div><div><div><div></div><div></div></div></div><div><div><div></div><div></div></div></div><div><div><div></div><div></div></div></div><div><div><div></div><div></div></div></div><div><div><div></div><div></div></div></div></div></div></div><div><div><div><div><div><div></div><div></div></div></div><div><div><div></div><div></div></div></div><div><div><div></div><div></div></div></div><div><div><div></div><div></div></div></div><div><div><div></div><div></div></div></div></div></div></div><div><div><div><div><div><div></div><div></div></div></div><div><div><div></div><div></div></div></div><div><div><div></div><div></div></div></div><div><div><div></div><div></div></div></div><div><div><div></div><div></div></div></div></div></div></div><div><div><div><div><div><div></div><div></div></div></div><div><div><div></div><div></div></div></div><div><div><div></div><div></div></div></div><div><div><div></div><div></div></div></div><div><div><div></div><div></div></div></div></div></div></div><div><div><div><div><div><div></div><div></div></div></div><div><div><div></div><div></div></div></div><div><div><div></div><div></div></div></div><div><div><div></div><div></div></div></div><div><div><div></div><div></div></div></div></div></div></div><div><div><div><div><div><div></div><div></div></div></div><div><div><div></div><div></div></div></div><div><div><div></div><div></div></div></div><div><div><div></div><div></div></div></div><div><div><div></div><div></div></div></div></div></div></div><div><div><div><div><div><div></div><div></div></div></div><div><div><div></div><div></div></div></div><div><div><div></div><div></div></div></div><div><div><div></div><div></div></div></div><div><div><div></div><div></div></div></div></div></div></div><div><div><div><div><div><div></div><div></div></div></div><div><div><div></div><div></div></div></div><div><div><div></div><div></div></div></div><div><div><div></div><div></div></div></div><div><div><div></div><div></div></div></div></div></div></div><div><div><div><div><div><div></div><div></div></div></div><div><div><div></div><div></div></div></div><div><div><div></div><div></div></div></div><div><div><div></div><div></div></div></div><div><div><div></div><div></div></div></div></div></div></div><div><div><div><div><div><div></div><div></div></div></div><div><div><div></div><div></div></div></div><div><div><div></div><div></div></div></div><div><div><div></div><div></div></div></div><div><div><div></div><div></div></div></div></div></div></div><div><div><div><div><div><div></div><div></div></div></div><div><div><div></div><div></div></div></div><div><div><div></div><div></div></div></div><div><div><div></div><div></div></div></div><div><div><div></div><div></div></div></div></div></div></div><div><div><div><div><div><div></div><div></div></div></div><div><div><div></div><div></div></div></div><div><div><div></div><div></div></div></div><div><div><div></div><div></div></div></div><div><div><div></div><div></div></div></div></div></div></div><div><div><div><div><div><div></div><div></div></div></div><div><div><div></div><div></div></div></div><div><div><div></div><div></div></div></div><div><div><div></div><div></div></div></div><div><div><div></div><div></div></div></div></div></div></div><div><div><div><div><div><div></div><div></div></div></div><div><div><div></div><div></div></div></div><div><div><div></div><div></div></div></div><div><div><div></div><div></div></div></div><div><div><div></div><div></div></div></div></div></div></div><div><div><div><div><div><div></div><div></div></div></div><div><div><div></div><div></div></div></div><div><div><div></div><div></div></div></div><div><div><div></div><div></div></div></div><div><div><div></div><div></div></div></div></div></div></div><div><div><div><div><div><div></div><div></div></div></div><div><div><div></div><div></div></div></div><div><div><div></div><div></div></div></div><div><div><div></div><div></div></div></div><div><div><div></div><div></div></div></div></div></div></div><div><div><div><div><div><div></div><div></div></div></div><div><div><div></div><div></div></div></div><div><div><div></div><div></div></div></div><div><div><div></div><div></div></div></div><div><div><div></div><div></div></div></div></div></div></div><div><div><div><div><div><div></div><div></div></div></div><div><div><div></div><div></div></div></div><div><div><div></div><div></div></div></div><div><div><div></div><div></div></div></div><div><div><div></div><div></div></div></div></div></div></div><div><div><div><div><div><div></div><div></div></div></div><div><div><div></div><div></div></div></div><div><div><div></div><div></div></div></div><div><div><div></div><div></div></div></div><div><div><div></div><div></div></div></div></div></div></div><div><div><div><div><div><div></div><div></div></div></div><div><div><div></div><div></div></div></div><div><div><div></div><div></div></div></div><div><div><div></div><div></div></div></div><div><div><div></div><div></div></div></div></div></div></div><div><div><div><div><div><div></div><div></div></div></div><div><div><div></div><div></div></div></div><div><div><div></div><div></div></div></div><div><div><div></div><div></div></div></div><div><div><div></div><div></div></div></div></div></div></div><div><div><div><div><div><div></div><div></div></div></div><div><div><div></div><div></div></div></div><div><div><div></div><div></div></div></div><div><div><div></div><div></div></div></div><div><div><div></div><div></div></div></div></div></div></div><div><div><div><div><div><div></div><div></div></div></div><div><div><div></div><div></div></div></div><div><div><div></div><div></div></div></div><div><div><div></div><div></div></div></div><div><div><div></div><div></div></div></div></div></div></div><div><div><div><div><div><div></div><div></div></div></div><div><div><div></div><div></div></div></div><div><div><div></div><div></div></div></div><div><div><div></div><div></div></div></div><div><div><div></div><div></div></div></div></div></div></div><div><div><div><div><div><div></div><div></div></div></div><div><div><div></div><div></div></div></div><div><div><div></div><div></div></div></div><div><div><div></div><div></div></div></div><div><div><div></div><div></div></div></div></div></div></div><div><div><div><div><div><div></div><div></div></div></div><div><div><div></div><div></div></div></div><div><div><div></div><div></div></div></div><div><div><div></div><div></div></div></div><div><div><div></div><div></div></div></div></div></div></div><div><div><div><div><div><div></div><div></div></div></div><div><div><div></div><div></div></div></div><div><div><div></div><div></div></div></div><div><div><div></div><div></div></div></div><div><div><div></div><div></div></div></div></div></div></div><div><div><div><div><div><div></div><div></div></div></div><div><div><div></div><div></div></div></div><div><div><div></div><div></div></div></div><div><div><div></div><div></div></div></div><div><div><div></div><div></div></div></div></div></div></div><div><div><div><div><div><div></div><div></div></div></div><div><div><div></div><div></div></div></div><div><div><div></div><div></div></div></div><div><div><div></div><div></div></div></div><div><div><div></div><div></div></div></div></div></div></div><div><div><div><div><div><div></div><div></div></div></div><div><div><div></div><div></div></div></div><div><div><div></div><div></div></div></div><div><div><div></div><div></div></div></div><div><div><div></div><div></div></div></div></div></div></div><div><div><div><div><div><div></div><div></div></div></div><div><div><div></div><div></div></div></div><div><div><div></div><div></div></div></div><div><div><div></div><div></div></div></div><div><div><div></div><div></div></div></div></div></div></div><div><div><div><div><div><div></div><div></div></div></div><div><div><div></div><div></div></div></div><div><div><div></div><div></div></div></div><div><div><div></div><div></div></div></div><div><div><div></div><div></div></div></div></div></div></div><div><div><div><div><div><div></div><div></div></div></div><div><div><div></div><div></div></div></div><div><div><div></div><div></div></div></div><div><div><div></div><div></div></div></div><div><div><div></div><div></div></div></div></div></div></div><div><div><div><div><div><div></div><div></div></div></div><div><div><div></div><div></div></div></div><div><div><div></div><div></div></div></div><div><div><div></div><div></div></div></div><div><div><div></div><div></div></div></div></div></div></div><div><div><div><div><div><div></div><div></div></div></div><div><div><div></div><div></div></div></div><div><div><div></div><div></div></div></div><div><div><div></div><div></div></div></div><div><div><div></div><div></div></div></div></div></div></div><div><div><div><div><div><div></div><div></div></div></div><div><div><div></div><div></div></div></div><div><div><div></div><div></div></div></div><div><div><div></div><div></div></div></div><div><div><div></div><div></div></div></div></div></div></div><div><div><div><div><div><div></div><div></div></div></div><div><div><div></div><div></div></div></div><div><div><div></div><div></div></div></div><div><div><div></div><div></div></div></div><div><div><div></div><div></div></div></div></div></div></div><div><div><div><div><div><div></div><div></div></div></div><div><div><div></div><div></div></div></div><div><div><div></div><div></div></div></div><div><div><div></div><div></div></div></div><div><div><div></div><div></div></div></div></div></div></div><div><div><div><div><div><div></div><div></div></div></div><div><div><div></div><div></div></div></div><div><div><div></div><div></div></div></div><div><div><div></div><div></div></div></div><div><div><div></div><div></div></div></div></div></div></div><div><div><div><div><div><div></div><div></div></div></div><div><div><div></div><div></div></div></div><div><div><div></div><div></div></div></div><div><div><div></div><div></div></div></div><div><div><div></div><div></div></div></div></div></div></div><div><div><div><div><div><div></div><div></div></div></div><div><div><div></div><div></div></div></div><div><div><div></div><div></div></div></div><div><div><div></div><div></div></div></div><div><div><div></div><div></div></div></div></div></div></div><div><div><div><div><div><div></div><div></div></div></div><div><div><div></div><div></div></div></div><div><div><div></div><div></div></div></div><div><div><div></div><div></div></div></div><div><div><div></div><div></div></div></div></div></div></div><div><div><div><div><div><div></div><div></div></div></div><div><div><div></div><div></div></div></div><div><div><div></div><div></div></div></div><div><div><div></div><div></div></div></div><div><div><div></div><div></div></div></div></div></div></div><div><div><div><div><div><div></div><div></div></div></div><div><div><div></div><div></div></div></div><div><div><div></div><div></div></div></div><div><div><div></div><div></div></div></div><div><div><div></div><div></div></div></div></div></div></div><div><div><div><div><div><div></div><div></div></div></div><div><div><div></div><div></div></div></div><div><div><div></div><div></div></div></div><div><div><div></div><div></div></div></div><div><div><div></div><div></div></div></div></div></div></div><div><div><div><div><div><div></div><div></div></div></div><div><div><div></div><div></div></div></div><div><div><div></div><div></div></div></div><div><div><div></div><div></div></div></div><div><div><div></div><div></div></div></div></div></div></div><div><div><div><div><div><div></div><div></div></div></div><div><div><div></div><div></div></div></div><div><div><div></div><div></div></div></div><div><div><div></div><div></div></div></div><div><div><div></div><div></div></div></div></div></div></div><div><div><div><div><div><div></div><div></div></div></div><div><div><div></div><div></div></div></div><div><div><div></div><div></div></div></div><div><div><div></div><div></div></div></div><div><div><div></div><div></div></div></div></div></div></div><div><div><div><div><div><div></div><div></div></div></div><div><div><div></div><div></div></div></div><div><div><div></div><div></div></div></div><div><div><div></div><div></div></div></div><div><div><div></div><div></div></div></div></div></div></div><div><div><div><div><div><div></div><div></div></div></div><div><div><div></div><div></div></div></div><div><div><div></div><div></div></div></div><div><div><div></div><div></div></div></div><div><div><div></div><div></div></div></div></div></div></div><div><div><div><div><div><div></div><div></div></div></div><div><div><div></div><div></div></div></div><div><div><div></div><div></div></div></div><div><div><div></div><div></div></div></div><div><div><div></div><div></div></div></div></div></div></div><div><div><div><div><div><div></div><div></div></div></div><div><div><div></div><div></div></div></div><div><div><div></div><div></div></div></div><div><div><div></div><div></div></div></div><div><div><div></div><div></div></div></div></div></div></div><div><div><div><div><div><div></div><div></div></div></div><div><div><div></div><div></div></div></div><div><div><div></div><div></div></div></div><div><div><div></div><div></div></div></div><div><div><div></div><div></div></div></div></div></div></div><div><div><div><div><div><div></div><div></div></div></div><div><div><div></div><div></div></div></div><div><div><div></div><div></div></div></div><div><div><div></div><div></div></div></div><div><div><div></div><div></div></div></div></div></div></div><div><div><div><div><div><div></div><div></div></div></div><div><div><div></div><div></div></div></div><div><div><div></div><div></div></div></div><div><</div></div></div></div></div></div>							

Dimensions (Indoor unit)

1. Compact cassette type

■ Models: ACUH07LUAS1, ACUH09LUAS1, ACUH12LUAS1, and ACUH18LUAS1

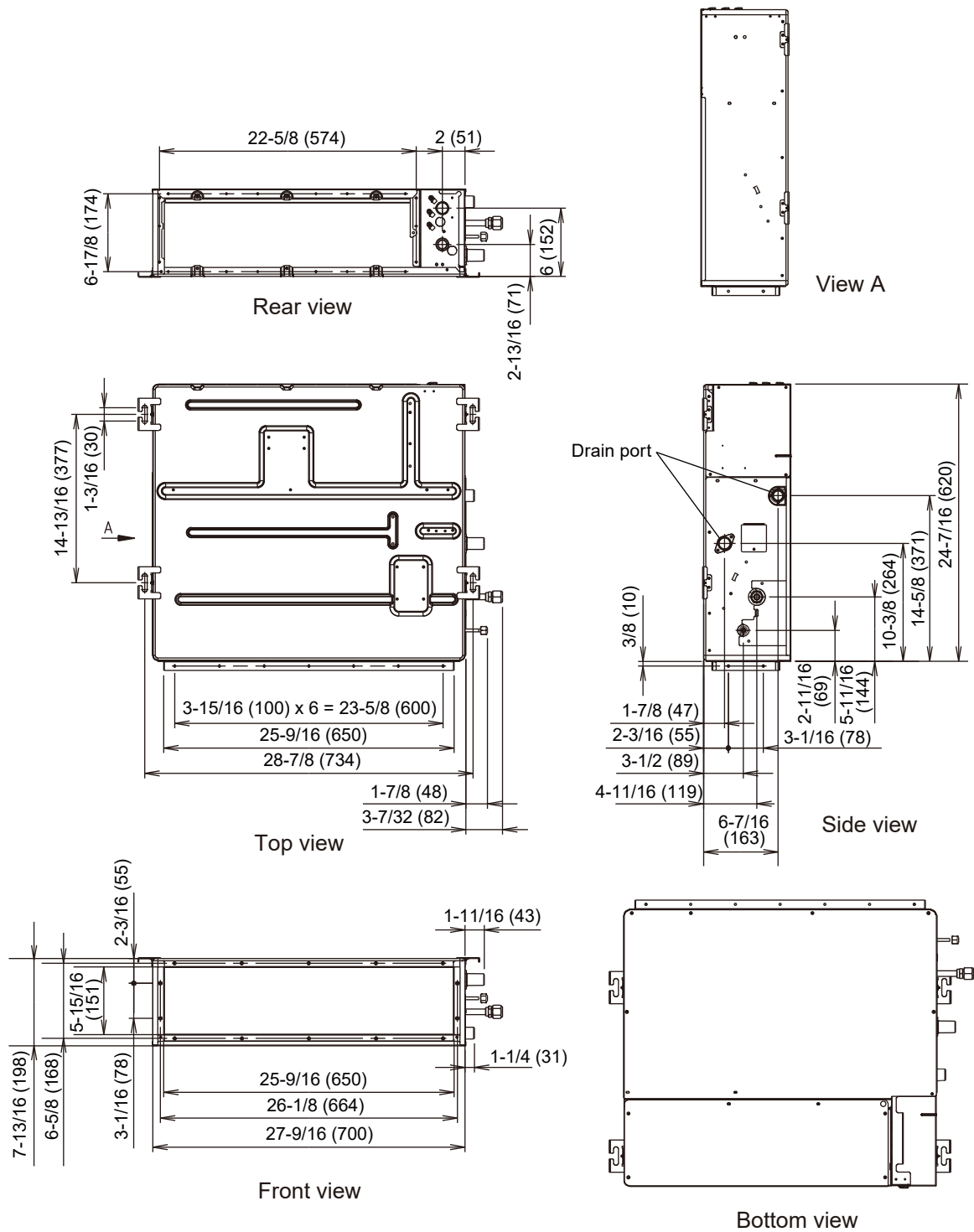
Unit: in (mm)



2. Slim duct type

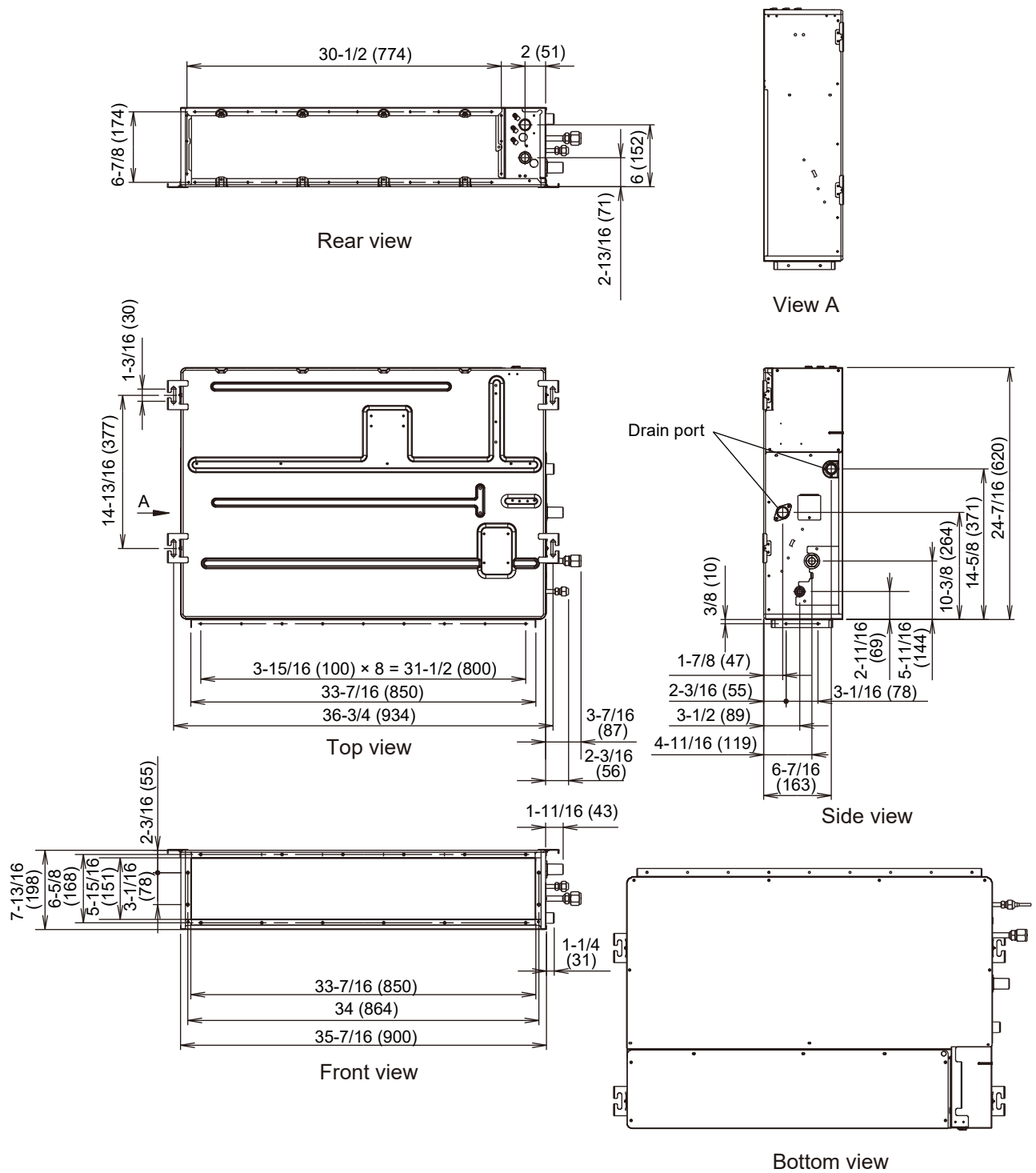
■ Models: ADUH07LUAS1, ADUH09LUAS1, and ADUH12LUAS1

Unit: in (mm)



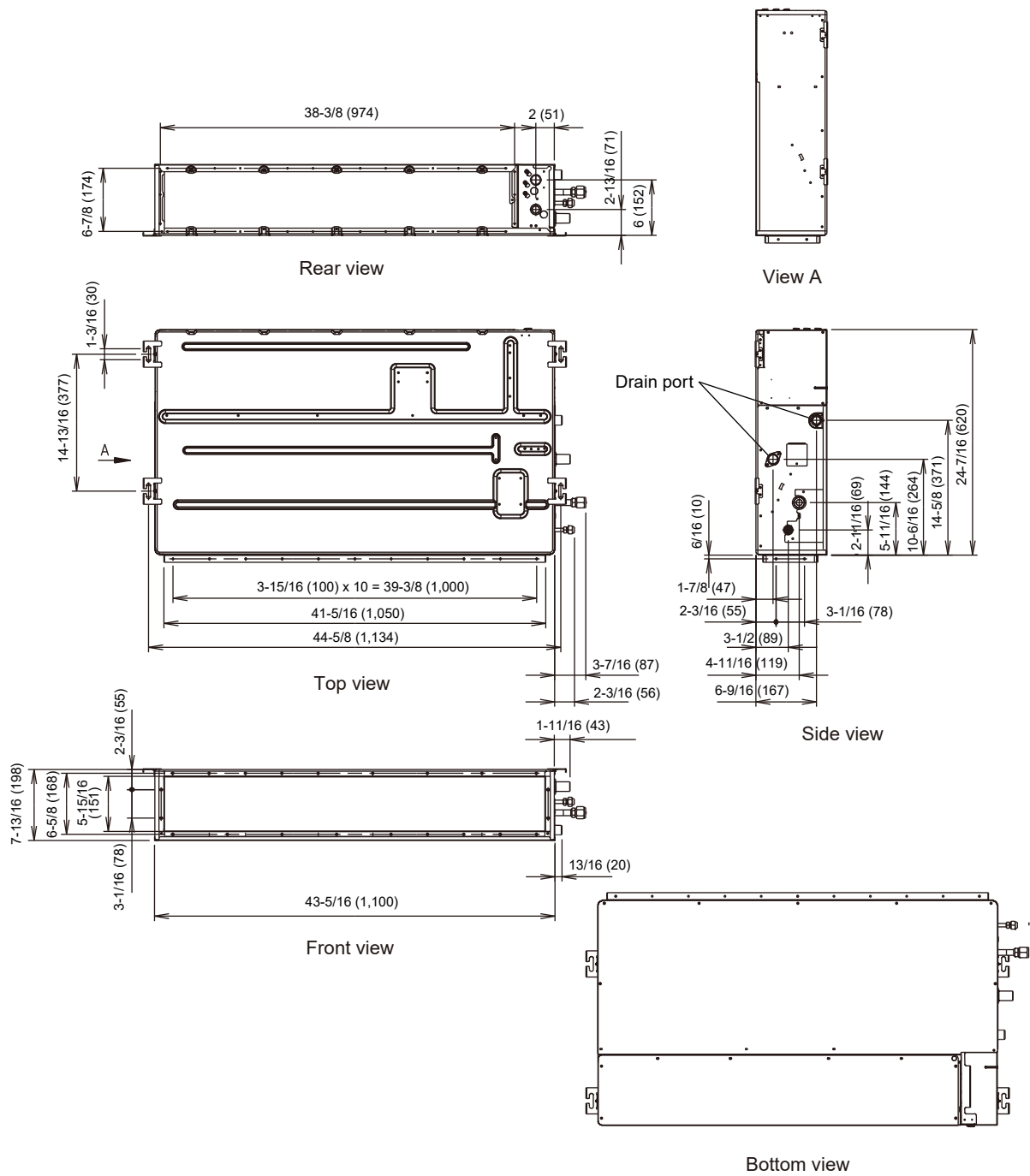
■ Model: ADUH18LUAS1

Unit: in (mm)



■ Model: ADUH24LUAS1

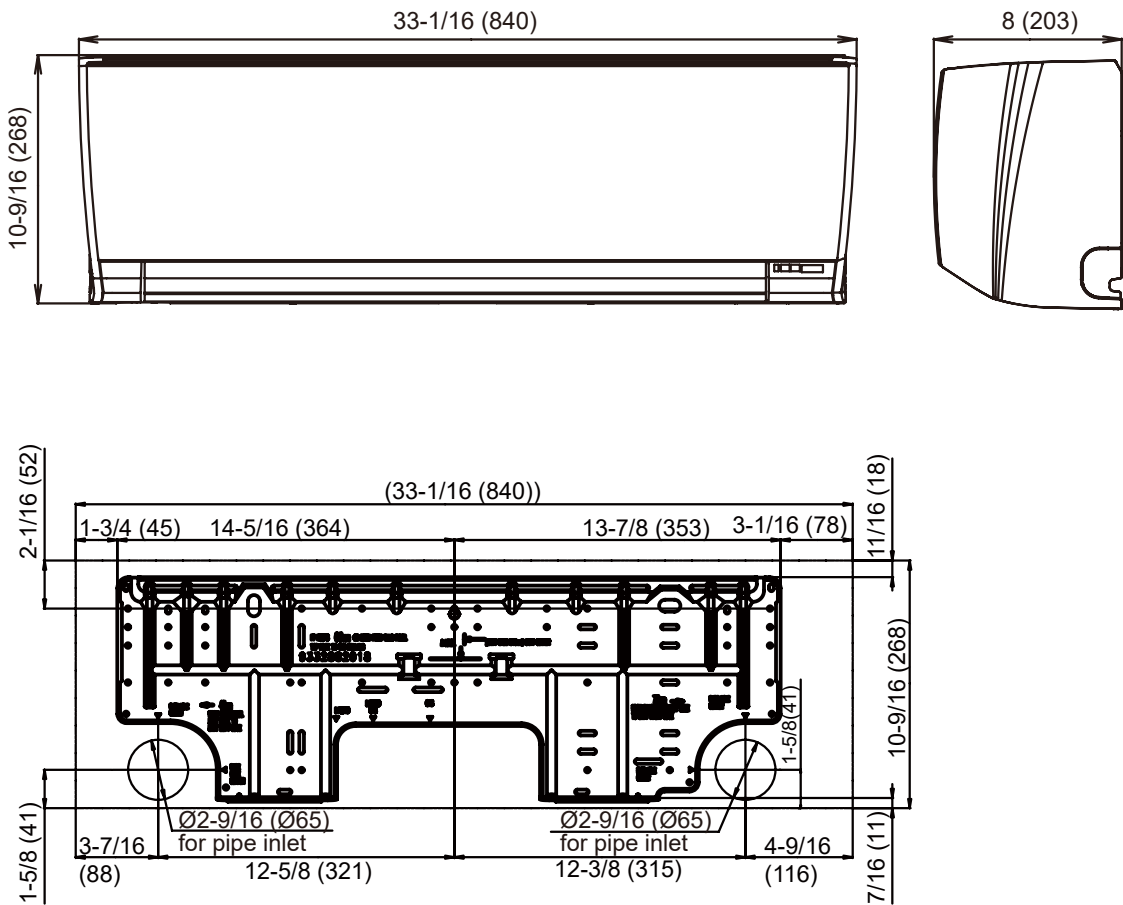
Unit: in (mm)



3. Wall mounted type

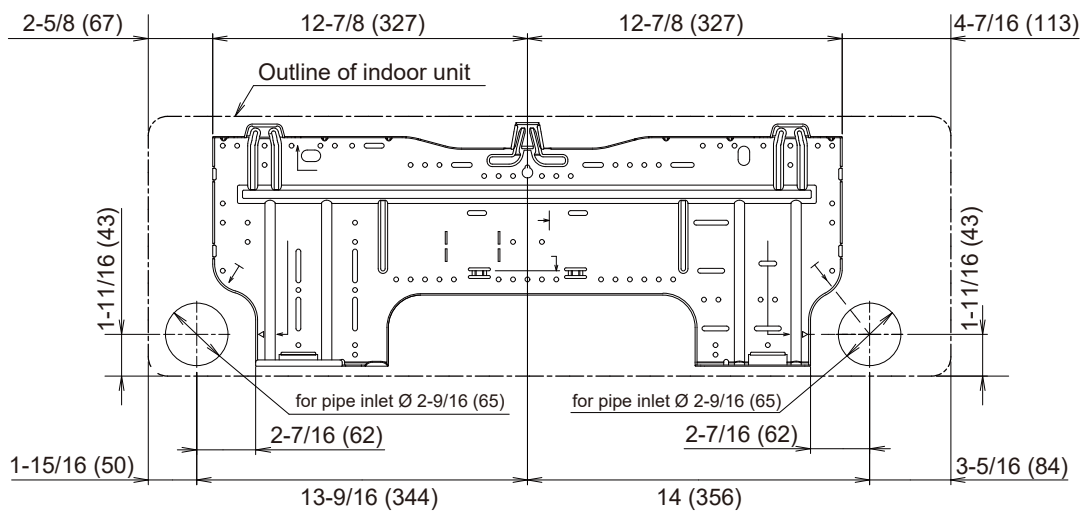
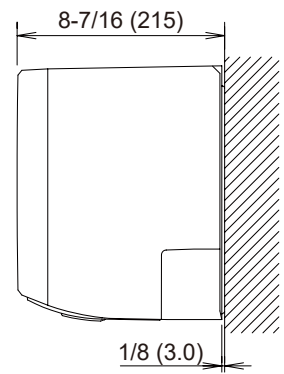
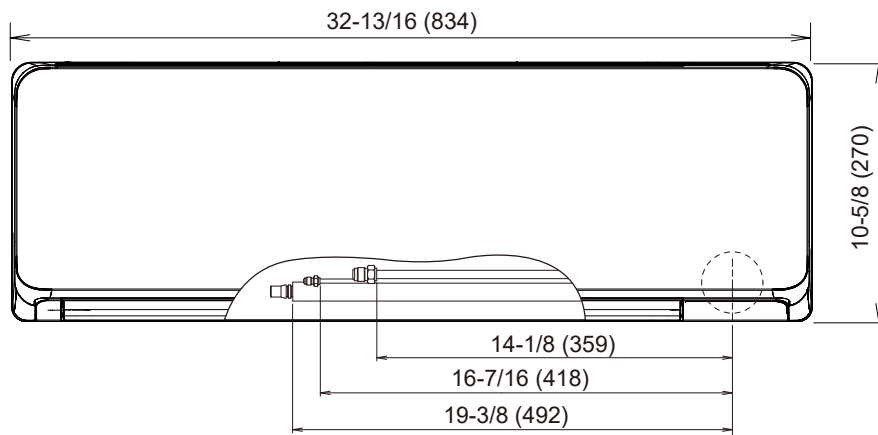
■ Models: ASU7RLF1, ASU9RLF1, ASU12RLF1, and ASU15RLF1

Unit: in (mm)



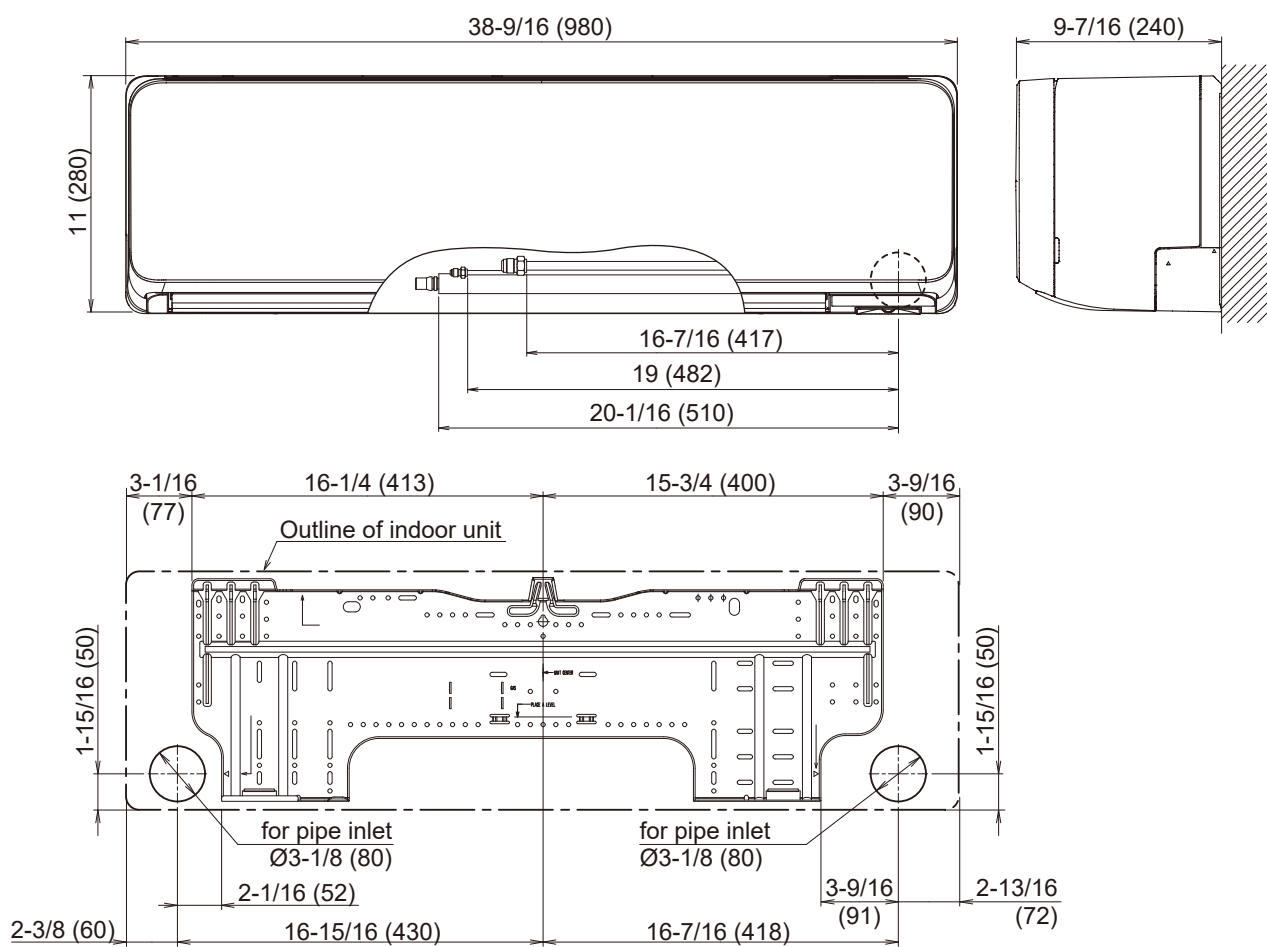
■ **Models: ASUH07LPAS, ASUH09LPAS, ASUH12LPAS, and ASUH15LPAS**

Unit: in (mm)



■ Model: ASUH18LPAS and ASUH24LPAS

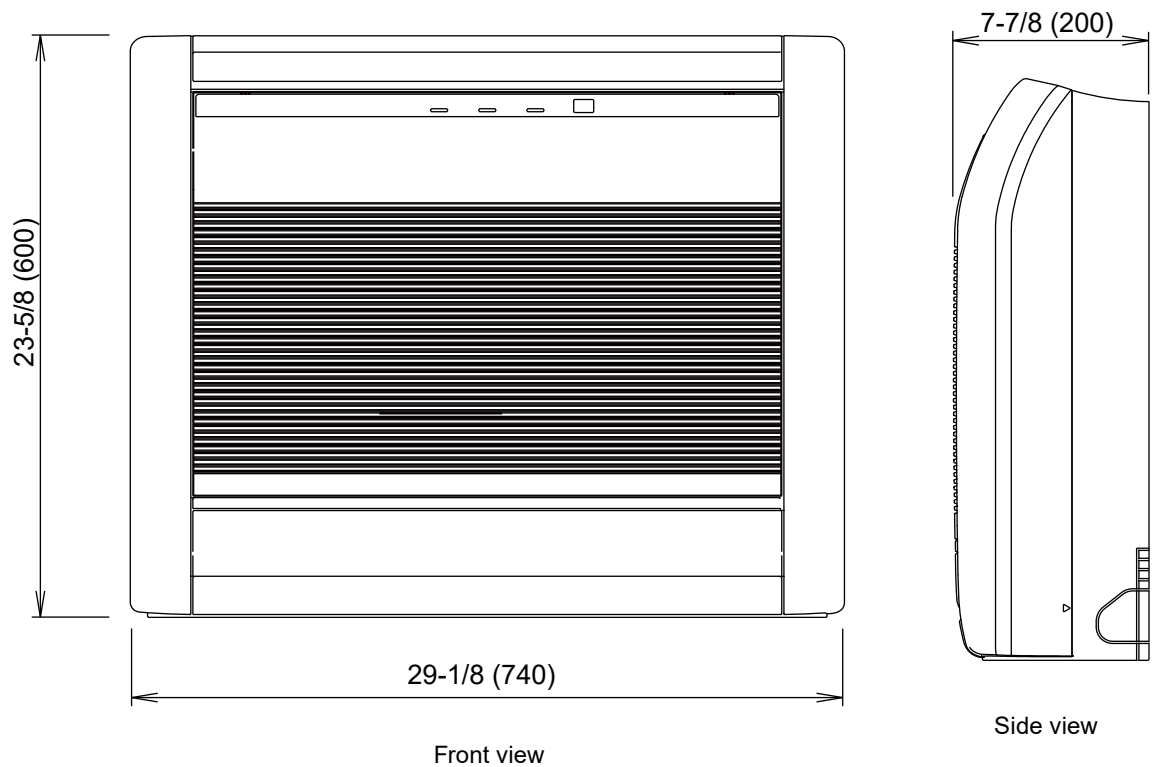
Unit: in (mm)



4. Floor type

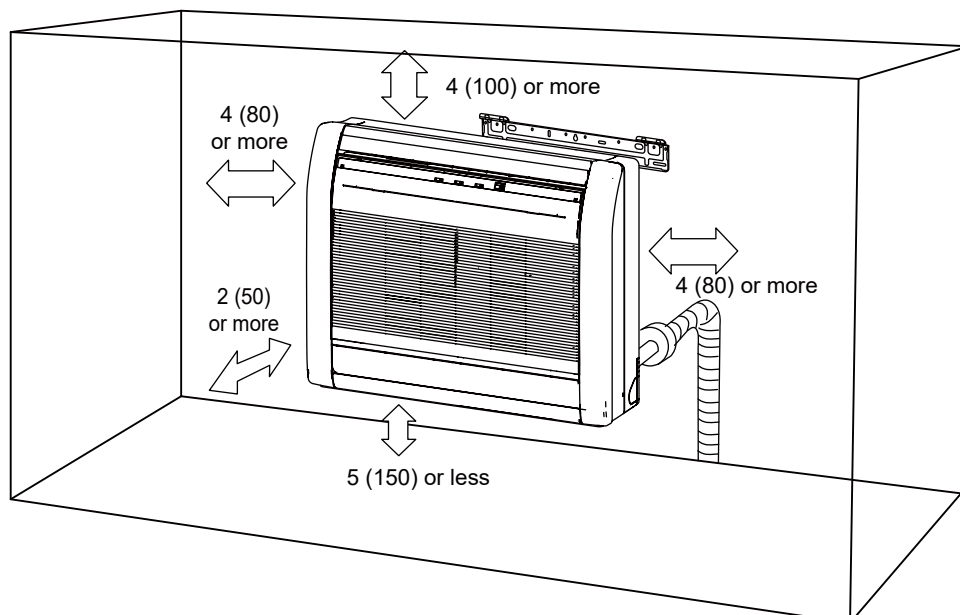
■ Models: AGU9RLF, AGU12RLF, and AGU15RLF

Unit: in (mm)



■ Installation space requirement

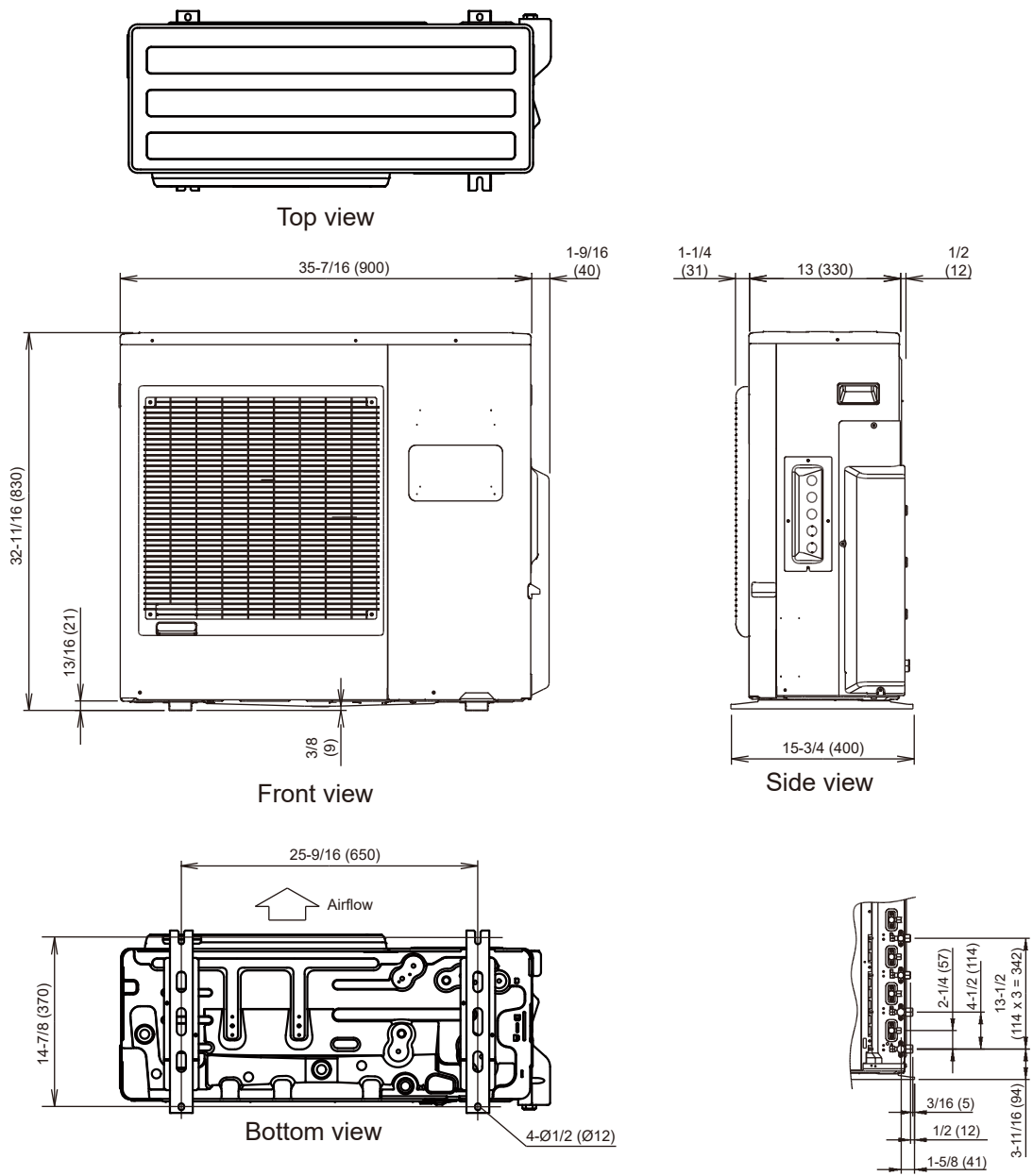
Unit: in (mm)



Dimensions (Outdoor unit)

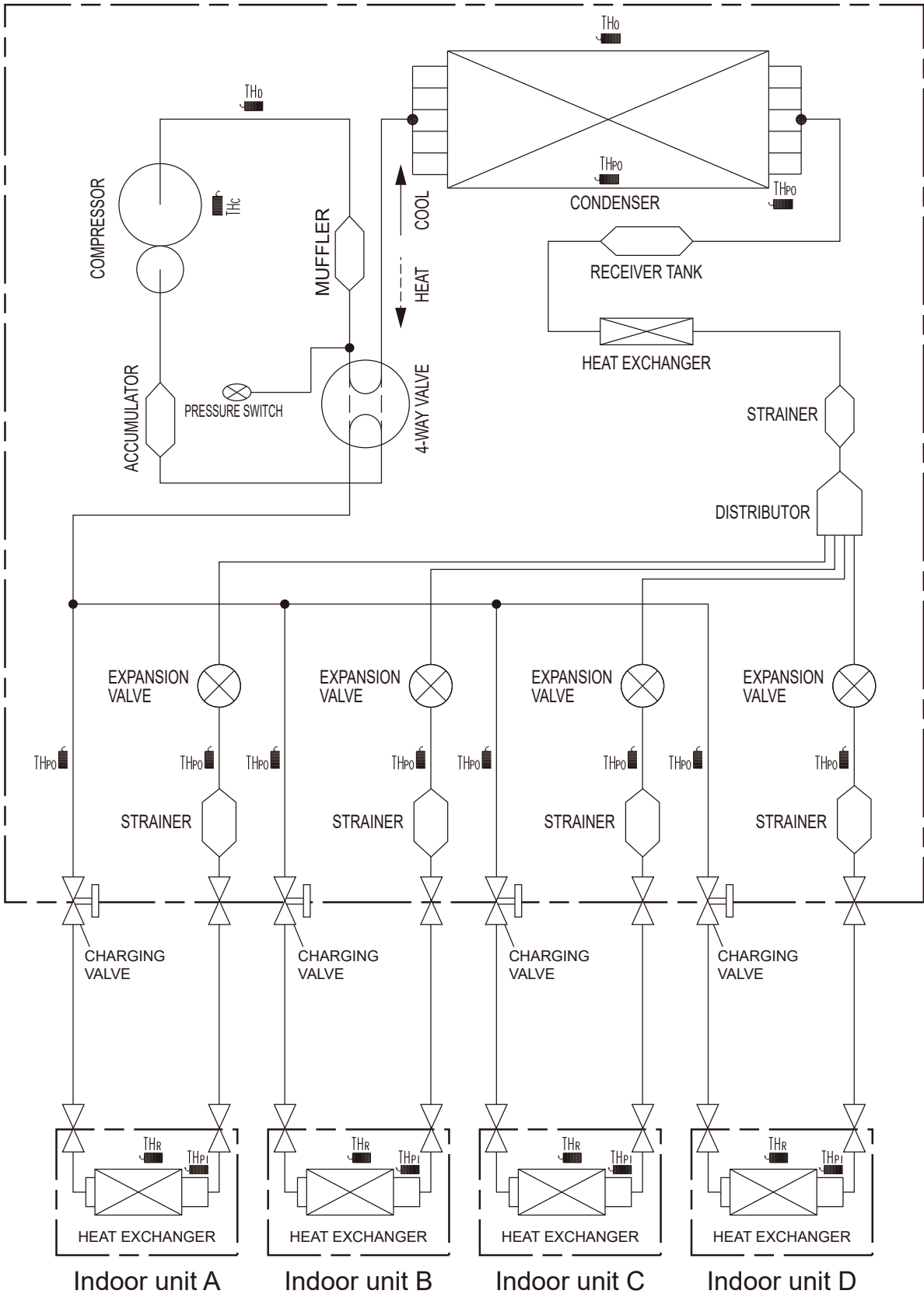
Model: AOU36RLXFZ1

Unit: in (mm)



Refrigerant circuit

Model: AOU36RLXFZ1



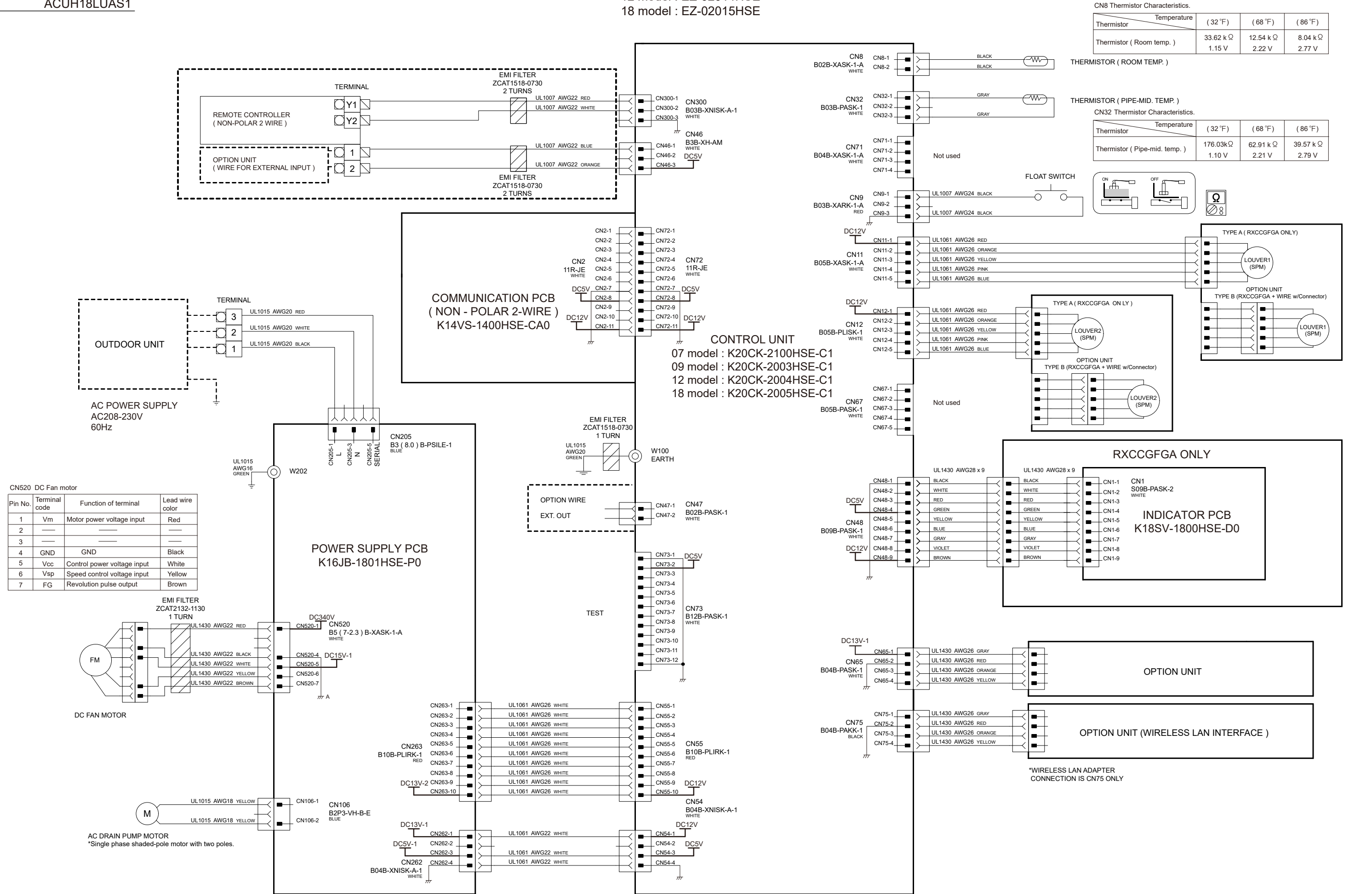
THO : THERMISTOR (DISCHARGE TEMP.)
THO : THERMISTOR (OUTDOOR TEMP.)
THPO : THERMISTOR (PIPE TEMP.)
THC : THERMISTOR (COMPRESSOR TEMP.)

THR : THERMISTOR (ROOM TEMP.)
THP : THERMISTOR (PIPE TEMP.)

PCB Circuit diagram

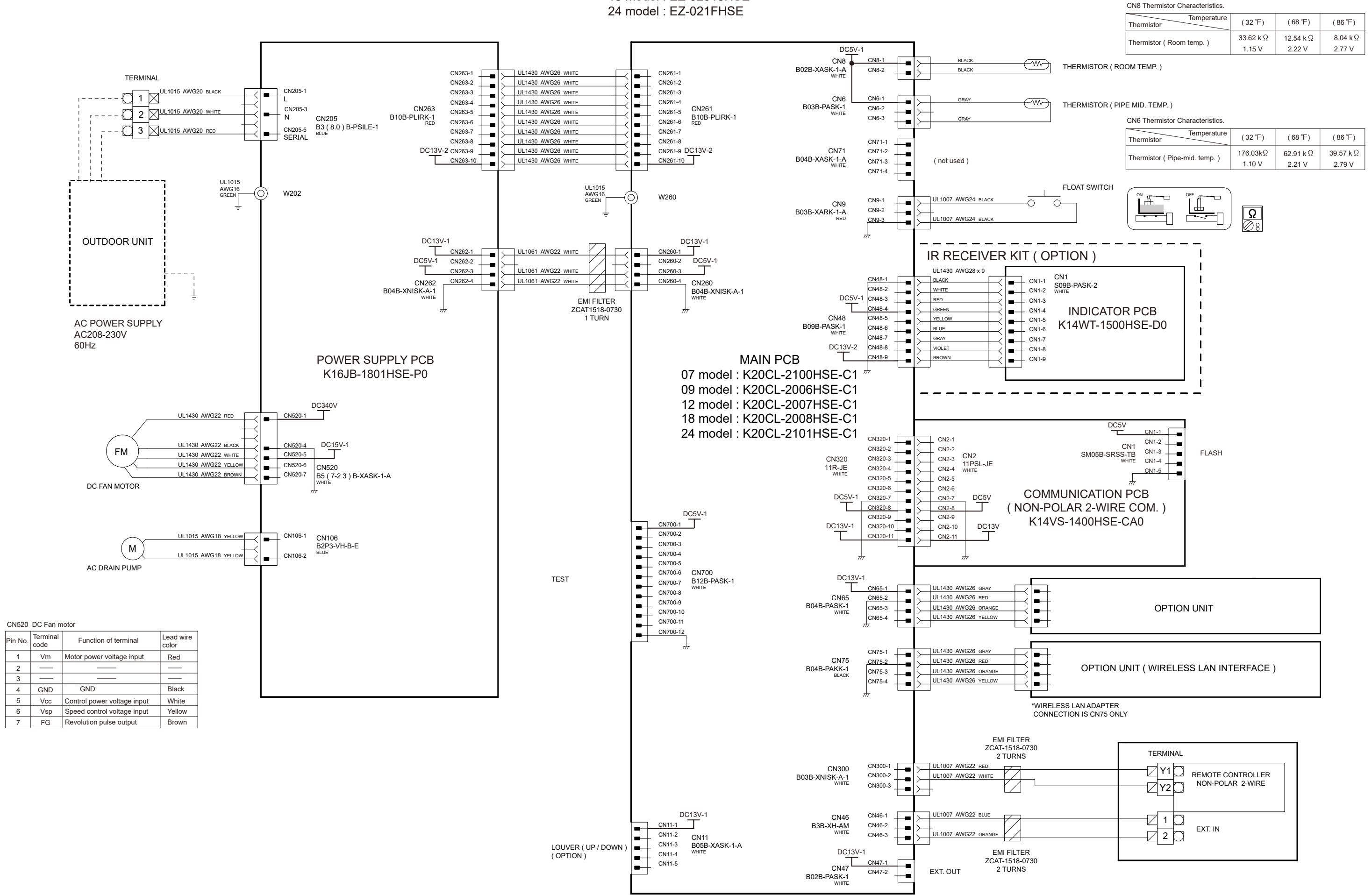
Models : ACUH07LUAS1
ACUH09LUAS1
ACUH12LUAS1
ACUH18LUAS1

CONTROL UNIT
07 model : EZ-021BHSE
09 model : EZ-02013HSE
12 model : EZ-02014HSE
18 model : EZ-02015HSE



Models : ADUH07LUAS1
ADUH09LUAS1
ADUH12LUAS1
ADUH18LUAS1
ADUH24LUAS1

CONTROL UNIT
07 model : EZ-021EHSE
09 model : EZ-02016HSE
12 model : EZ-02017HSE
18 model : EZ-02018HSE
24 model : EZ-021FHSE



CN8 Thermistor Characteristics.

Thermistor	Temperature	(32 °F)	(68 °F)	(86 °F)
Thermistor (Room temp.)		33.62 k Ω	12.54 k Ω	8.04 k Ω
		1.15 V	2.22 V	2.77 V

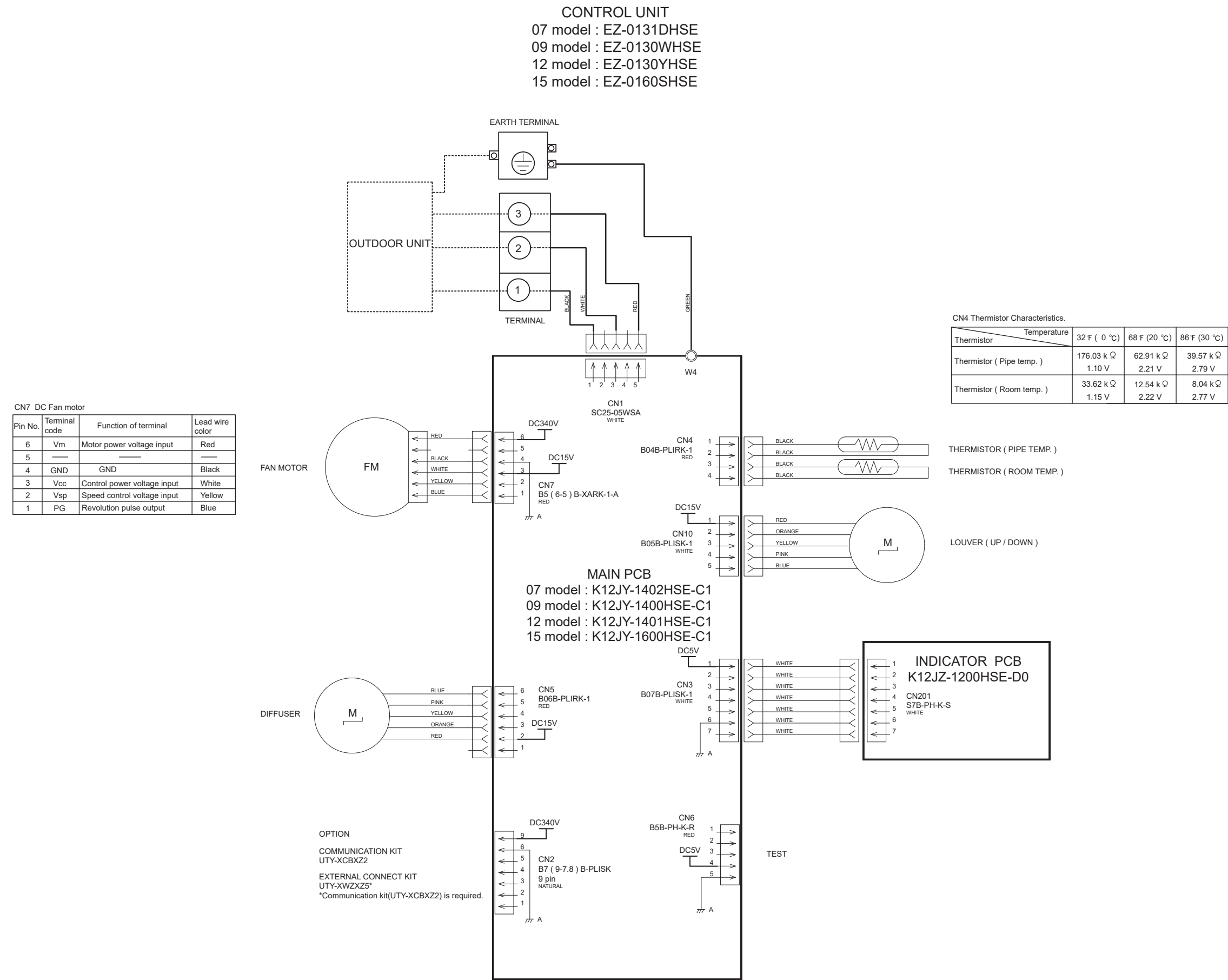
CN6 Thermistor Characteristics.

Thermistor	Temperature	(32 °F)	(68 °F)	(86 °F)
Thermistor (Pipe-mid. temp.)		176.03kΩ	62.91 k Ω	39.57 k Ω
		1.10 V	2.21 V	2.79 V

CN520 DC Fan motor

Pin No.	Terminal code	Function of terminal	Lead wire color
1	Vm	Motor power voltage input	Red
2	—	—	—
3	—	—	—
4	GND	GND	Black
5	Vcc	Control power voltage input	White
6	Vsp	Speed control voltage input	Yellow
7	FG	Revolution pulse output	Brown

Models : ASU7RLF1
ASU9RLF1
ASU12RLF1
ASU15RLF1

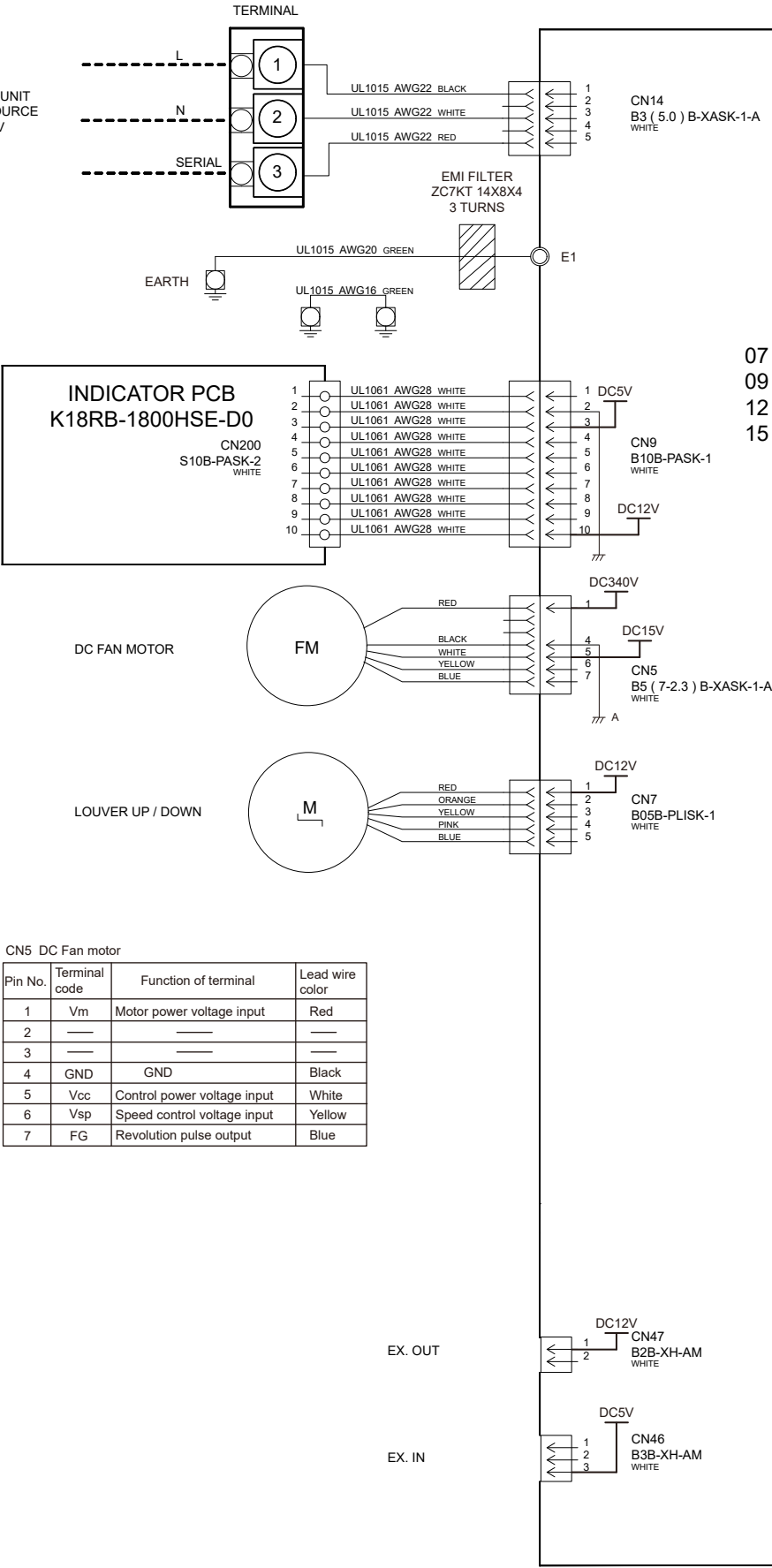


Models : ASUH07LPAS
ASUH09LPAS
ASUH12LPAS
ASUH15LPAS

CONTROL UNIT
07 model : EZ-021GHSE
09 model : EZ-0201CHSE
12 model : EZ-0201DHSE
15 model : EZ-021HHSE

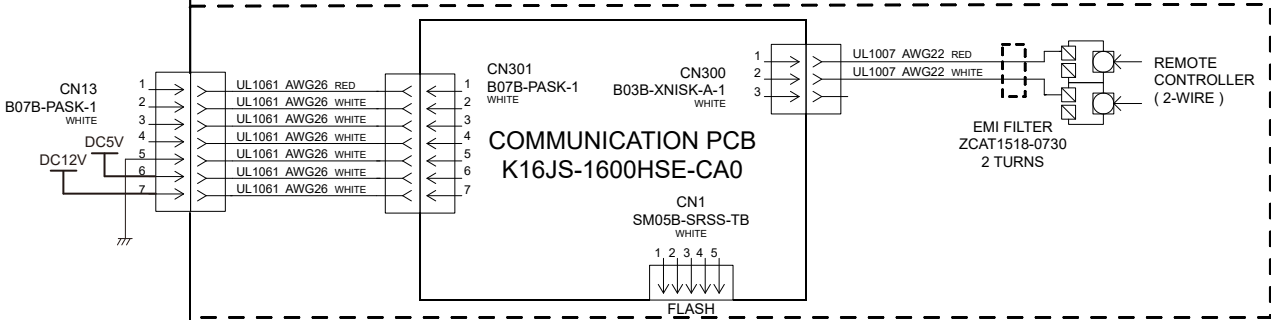
2-WIRE REMOTE CONTROL UNIT (OPTION)
UTY-TWRXZ2

MAIN PCB
07 model : K20AZ-2104HSE-C1
09 model : K20AZ-2004HSE-C1
12 model : K20AZ-2005HSE-C1
15 model : K20AZ-2105HSE-C1



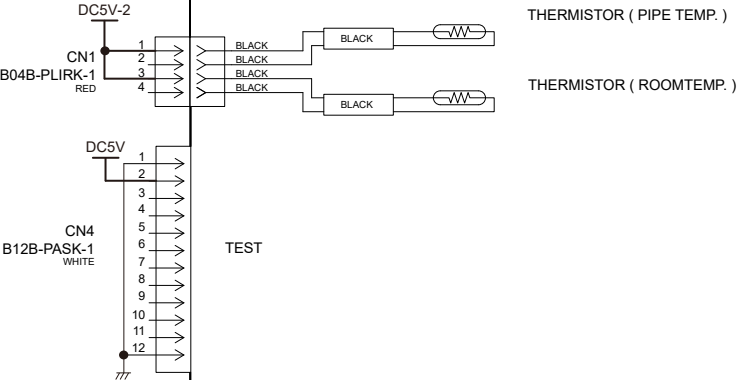
CN5 DC Fan motor

Pin No.	Terminal code	Function of terminal	Lead wire color
1	Vm	Motor power voltage input	Red
2	---	---	---
3	---	---	---
4	GND	GND	Black
5	Vcc	Control power voltage input	White
6	Vsp	Speed control voltage input	Yellow
7	FG	Revolution pulse output	Blue

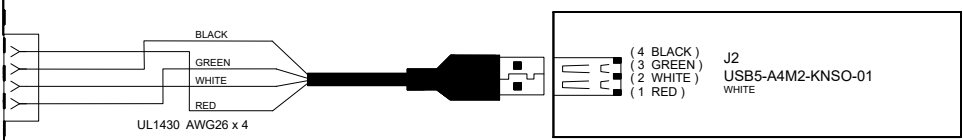


CN1 Thermistor Characteristics.

Temperature	32 °F (0 °C)	68 °F (20 °C)	86 °F (30 °C)
Thermistor	176.03 k Ω	62.91 k Ω	39.57 k Ω
Thermistor (Pipe temp.)	1.10 V	2.21 V	2.79 V
Thermistor (Room temp.)	33.62 k Ω	12.54 k Ω	8.04 k Ω
	1.15 V	2.22 V	2.77 V

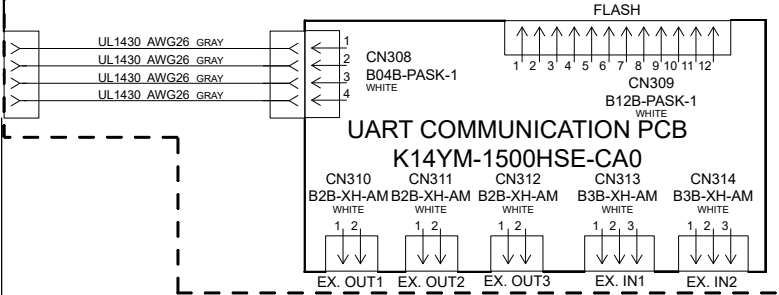


TYPE A : WIRELESS LAN ADAPTER AP-WF1E (OPTION)

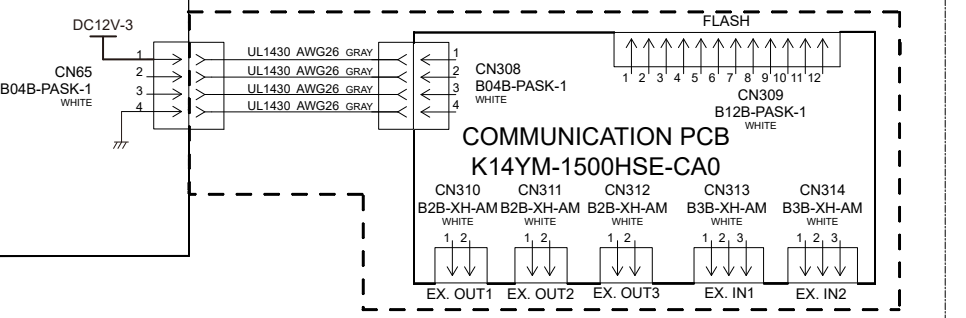


*Either type A or type B can be connected.

TYPE B : UART COMMUNICATION BOARD UTY-XCSXZ2 (OPTION)

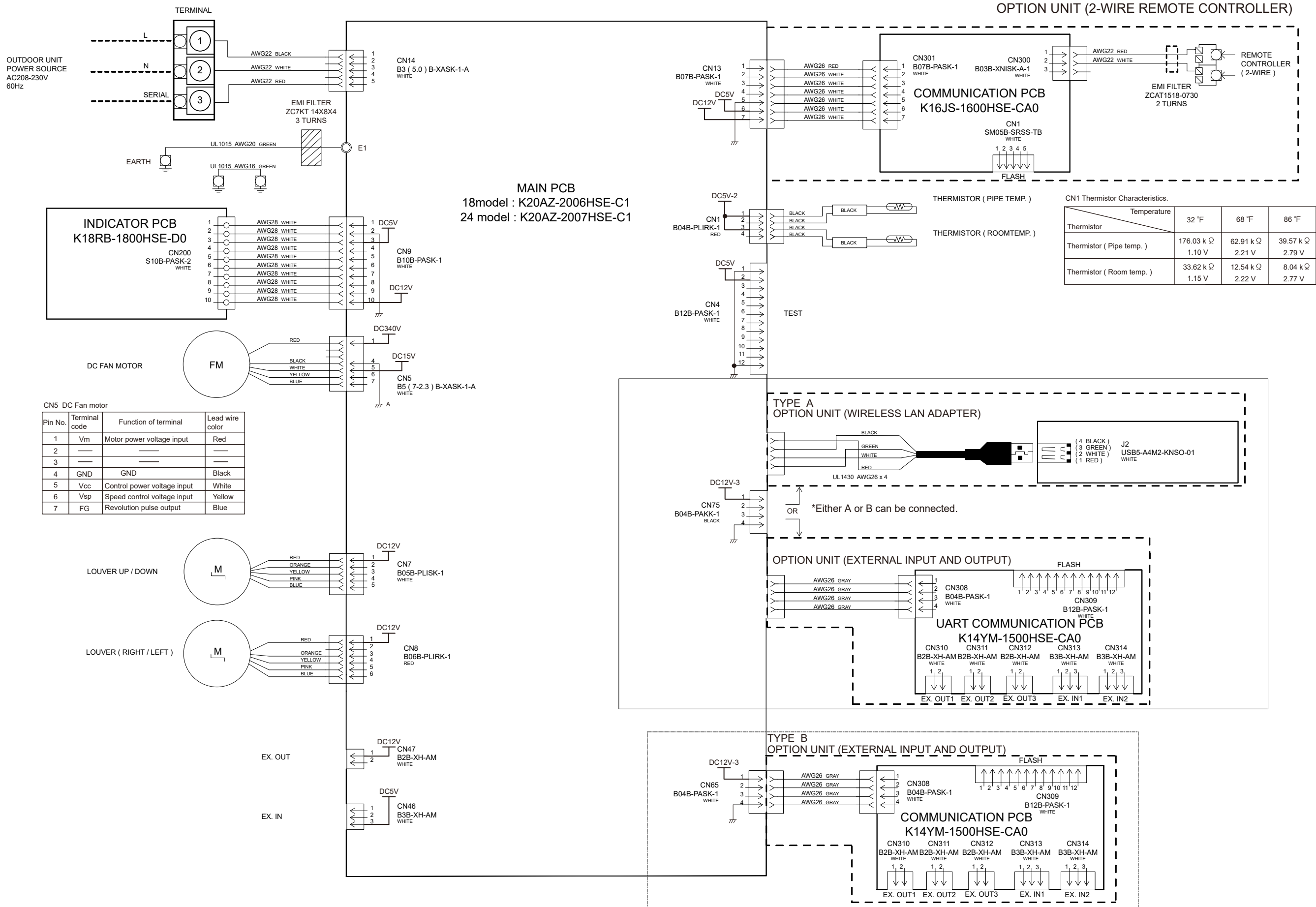


TYPE B : UART COMMUNICATION BOARD UTY-XCSXZ2 (OPTION)



*Only type B can be connected.

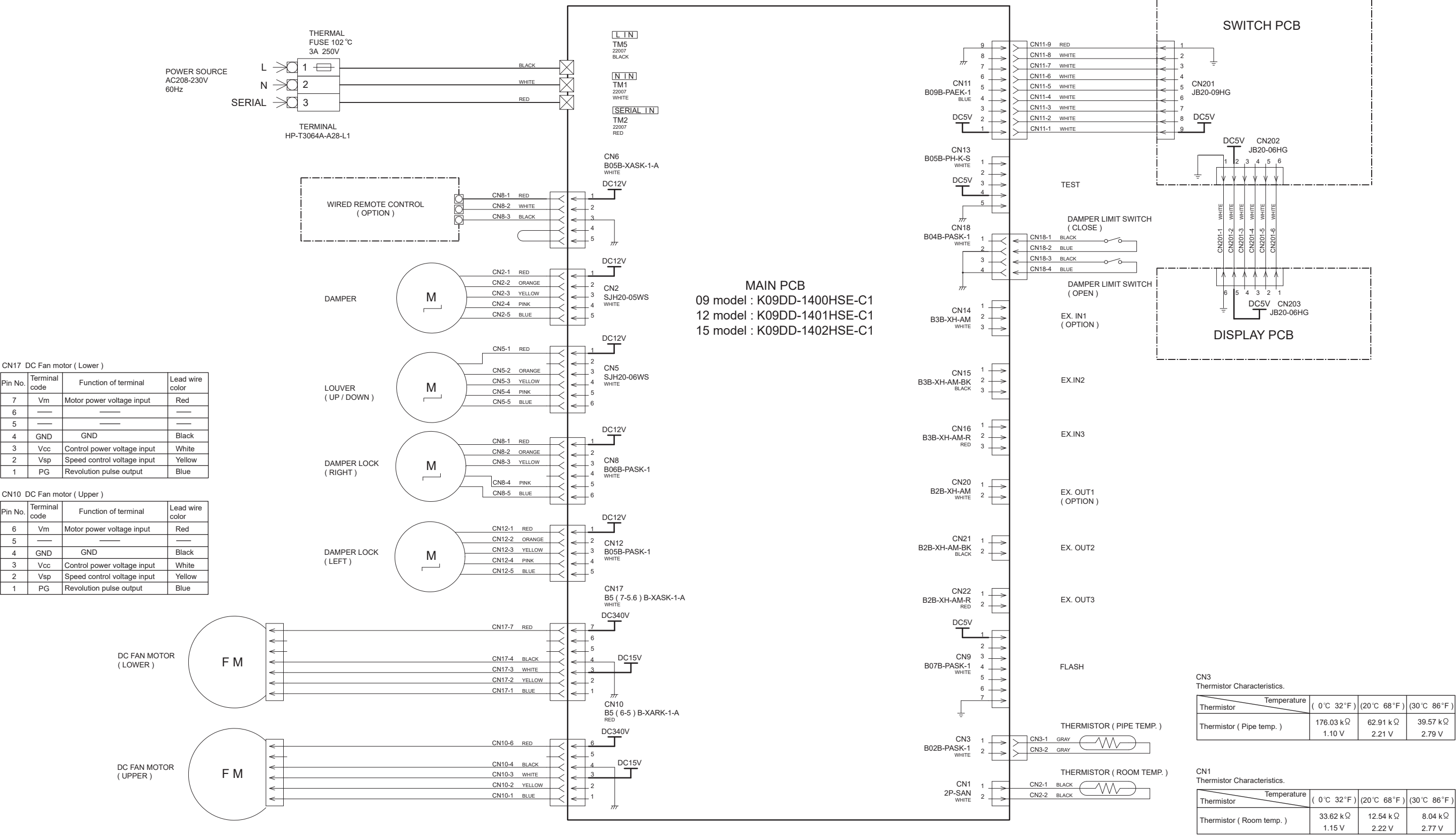
CONTROL UNIT
18 model : EZ-0201KHSE
24 model : EZ-0201LHSE



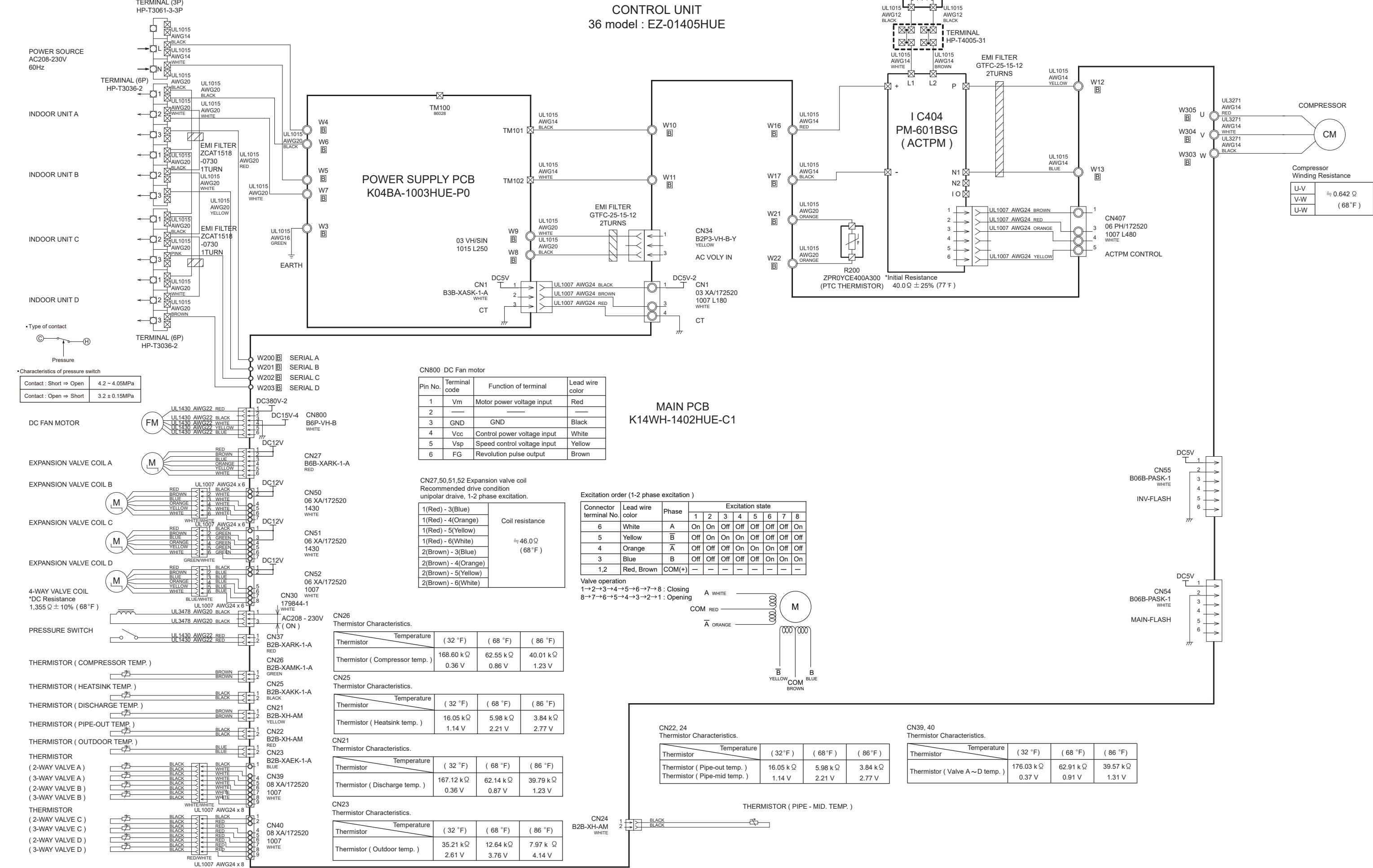
Models : AGU9RLF
AGU12RLF
AGU15RLF

CONTROL UNIT
09 model : EZ-01302HSE
12 model : EZ-01303HSE
15 model : EZ-01304HSE

INDICATOR PCB (SWITCH + DISPLAY)
K06DD-0801HSE-F0



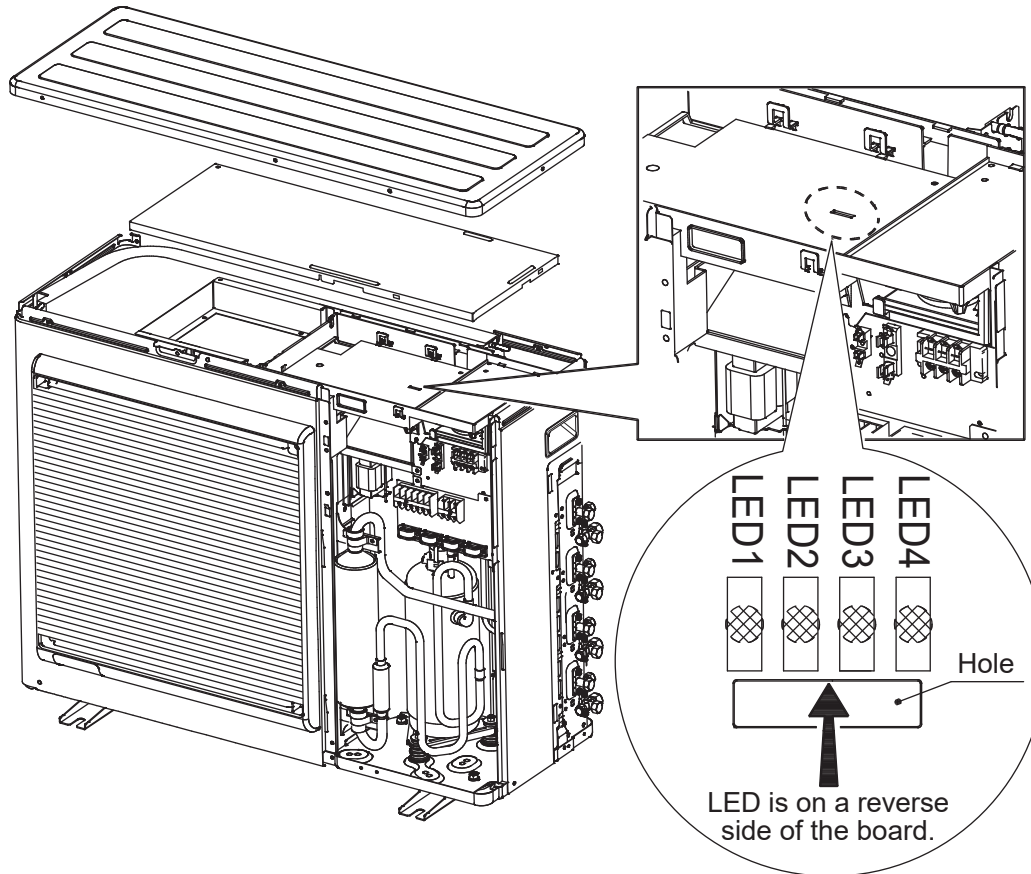
OUTDOOR UNIT
RO4HFZ36AJ2ST



ERROR DETECTION

OUTDOOR UNIT
AOU36RLXFZ1

● : flashing
— : Off



	LED 1	LED 2	LED 3	LED 4
Communication error (outdoor unit to indoor unit A)	● 1 time	—	—	—
Communication error (outdoor unit to indoor unit B)	—	● 1 time	—	—
Communication error (outdoor unit to indoor unit C)	—	—	● 1 time	—
Communication error (outdoor unit to indoor unit D)	—	—	—	● 1 time
Discharge pipe thermistor	● 2 times	—	—	—
Outdoor unit, heat exchanger thermistor (middle)	● 3 times	—	—	—
Outdoor thermistor error	● 4 times	—	—	—
2-way valve thermistor (indoor unit A)	● 5 times	—	—	—
2-way valve thermistor (indoor unit B)	—	● 5 times	—	—
2-way valve thermistor (indoor unit C)	—	—	● 5 times	—
2-way valve thermistor (indoor unit D)	—	—	—	● 5 times
3-way valve thermistor (indoor unit A)	● 6 times	—	—	—
3-way valve thermistor (indoor unit B)	—	● 6 times	—	—
3-way valve thermistor (indoor unit C)	—	—	● 6 times	—
3-way valve thermistor (indoor unit D)	—	—	—	● 6 times
Compressor thermistor error	● 7 times	—	—	—
Heatsink thermistor error	● 8 times	—	—	—
High pressure switch 1 error	● 9 times	—	—	—
High pressure switch 2 error	● 10 times	—	—	—
Indoor unit capacity error	● 11 times	—	—	—
Trip detection	● 12 times	—	—	—
Compressor roter position detetion error	● 13 times	—	—	—
Trip terminal L error	● 14 times	—	—	—
Outdoor unit fan motor error	● 15 times	—	—	—
Outdoor unit PCB microcomputer communication error	● 17 times	—	—	—
Discharge temperature error	● 18 times	—	—	—
Compressor temperature error	● 19 times	—	—	—
4-way valve error	● 20 times	—	—	—
Outdoor unit PCB model information error	● 21 times	—	—	—
Active filter error, PFC circuit error	● 22 times	—	—	—

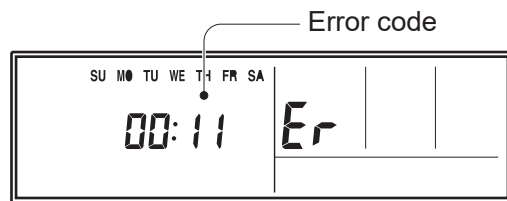
INDOOR UNIT and WIRED REMOTE CONTROL

If you use a wireless remote control, the lamp on the photo detector unit will output error codes by way of blinking patterns.

If you use a wired type remote control, error codes will appear on the remote control display. See the lamp blinking patterns and error codes in the table. An error display is displayed only during running.

This is possible only on a wired remote control.

If an error occurs, the following display will be shown. ("Er" will appear in the set room temperature display.)



EX. Self-diagnosis

● : 0.5s on / 0.5s off

◇ : 0.1s on / 0.1s off

() : Number of flashing

Indoor unit			Wired remote control	Description
OPERATION lamp (green)	TIMER lamp (orange)	ECONOMY lamp (green)		
● (1)	● (1)	◇	11	Serial communication error
● (1)	● (2)	◇	12	Wired remote control communication error
● (1)	● (5)	◇	15	Check run unfinished
● (2)	● (1)	◇	21	Unit number or Refrigerant circuit address setting error [Simultaneous Multi]
● (2)	● (2)	◇	22	Indoor unit capacity error
● (2)	● (3)	◇	23	Combination error
● (2)	● (4)	◇	24	<ul style="list-style-type: none"> • Connection unit number error (indoor slave unit) [Simultaneous Multi] • Connection unit number error (indoor unit or branch unit) [Flexible Multi]
● (2)	● (7)	◇	27	Master unit, slave unit set-up error [Simultaneous Multi]
● (3)	● (2)	◇	32	Indoor unit PCB model information error
● (3)	● (5)	◇	35	Manual auto switch error
● (4)	● (1)	◇	41	Inlet air temp. sensor error
● (4)	● (2)	◇	42	Indoor unit Heat Ex. Middle temp. sensor error
● (5)	● (1)	◇	51	Indoor unit fan motor error
● (5)	● (3)	◇	53	Drain pump error
● (5)	● (7)	◇	57	Damper error
● (5)	● (15)	◇	5U	Indoor unit error
● (6)	● (2)	◇	62	Outdoor unit main PCB model information error or communication error
● (6)	● (3)	◇	63	Inverter error
● (6)	● (4)	◇	64	Active filter error, PFC circuit error
● (6)	● (5)	◇	65	Trip terminal L error

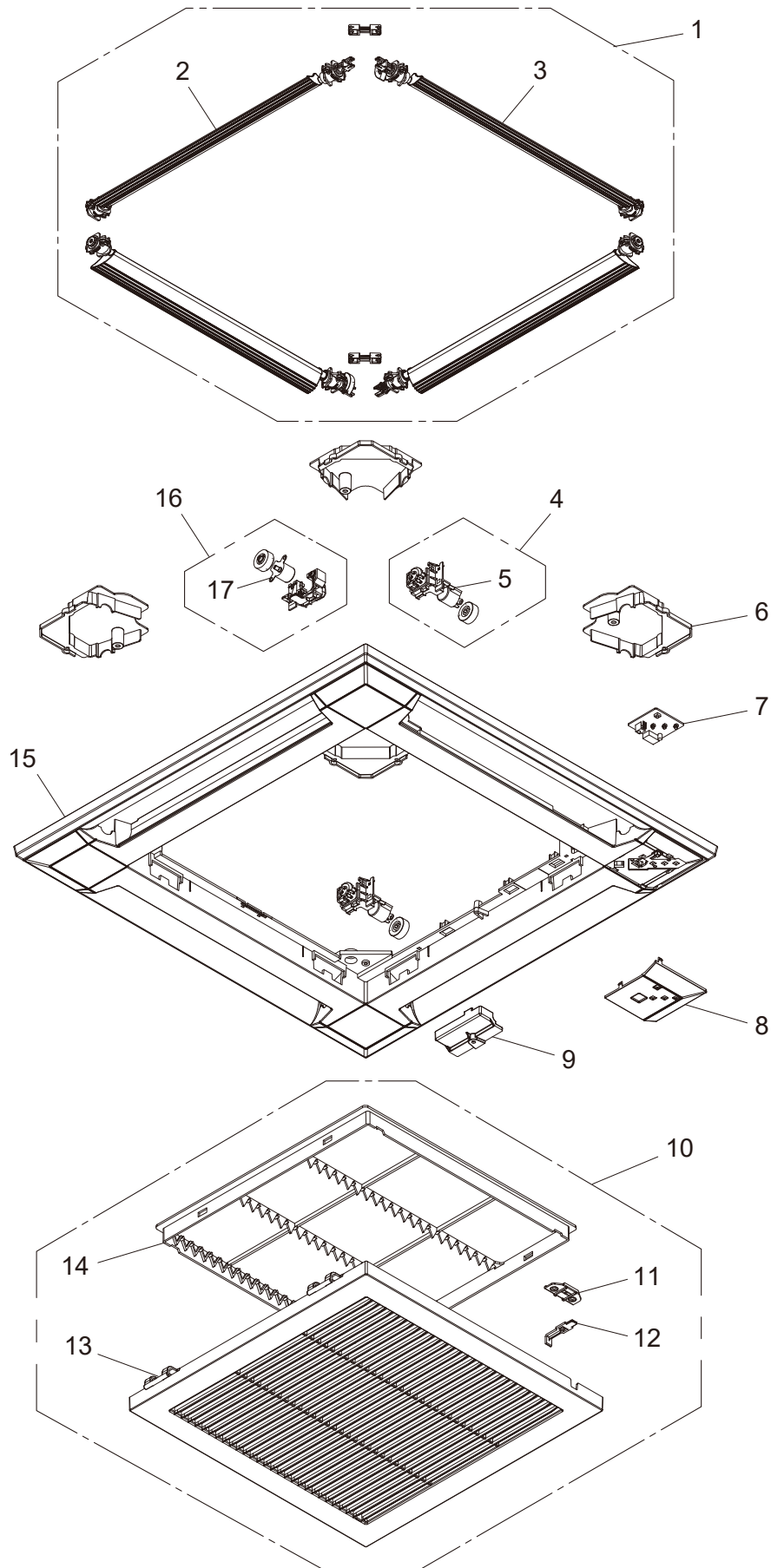
Indoor unit			Wired remote control	Description
OPERATION lamp (green)	TIMER lamp (orange)	ECONOMY lamp (green)		
● (6)	● (10)	◇	6A	Display PCB microcomputers communication error
● (7)	● (1)	◇	71	Discharge temp. sensor error
● (7)	● (2)	◇	72	Compressor temp. sensor error
● (7)	● (3)	◇	73	Outdoor unit Heat Ex. liquid temp. sensor error
● (7)	● (4)	◇	74	Outdoor temp. sensor error
● (7)	● (5)	◇	75	Suction Gas temp. sensor error
● (7)	● (6)	◇	76	<ul style="list-style-type: none"> • 2-way valve temp. sensor error • 3-way valve temp. sensor error
● (7)	● (7)	◇	77	Heat sink temp. sensor error
● (8)	● (2)	◇	82	<ul style="list-style-type: none"> • Sub-cool Heat Ex. gas inlet temp. sensor error • Sub-cool Heat Ex. gas outlet temp. sensor error
● (8)	● (3)	◇	83	Liquid pipe temp. sensor error
● (8)	● (4)	◇	84	Current sensor error
● (8)	● (6)	◇	86	<ul style="list-style-type: none"> • Discharge pressure sensor error • Suction pressure sensor error • High pressure switch error
● (9)	● (4)	◇	94	Trip detection
● (9)	● (5)	◇	95	Compressor rotor position detection error (permanent stop)
● (9)	● (7)	◇	97	Outdoor unit fan motor error
● (9)	● (9)	◇	99	4-way valve error
● (10)	● (1)	◇	A1	Discharge temp. error
● (10)	● (3)	◇	A3	Compressor temp. error
● (10)	● (4)	◇	A4	High pressure error
● (10)	● (5)	◇	A5	Low pressure error
● (13)	● (2)	◇	J2	Branch boxes error [Flexible Multi]

Parts list

Cassette grille (optional part) parts list

Model: UTG-CCGFGA

Overall

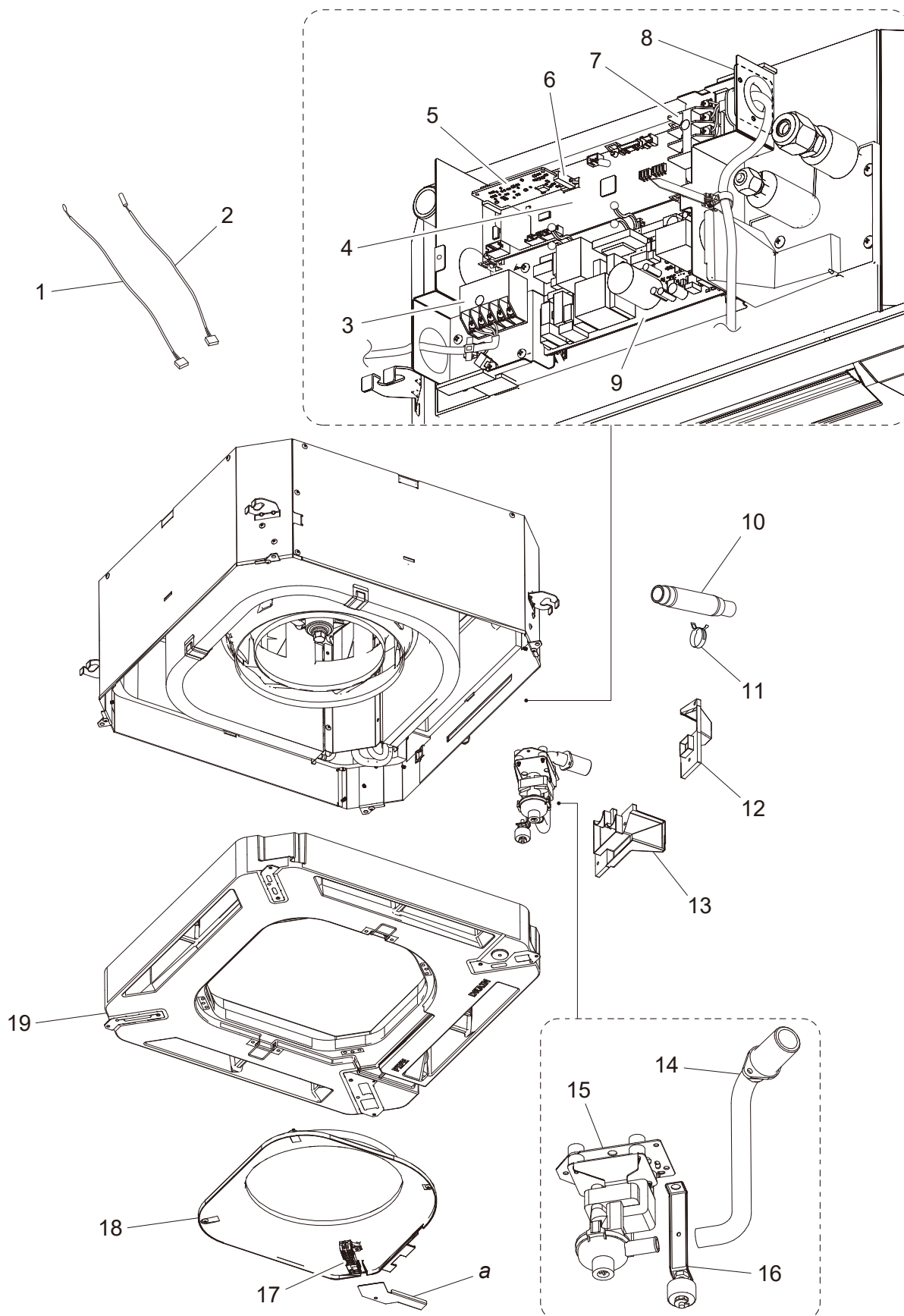


Item no.	Part no.	Part name	Service part
1	9377760043	Flap total assy	◆
2	9377759047	Flap assy B	◆
3	9375727048	Flap assy A	◆
4	9375746018	Motor holder assy B	◆
5	9900139087	Step motor (with Red connector)	◆
6	9375530013	Panel cover	◆
7	9711310002	Indicator PCB	◆
8	9383100024	Display panel assy	◆
9	9375549015	Connector cover	◆
10	9382862008	Intake grille assy	◆
11	9375546014	Hook bracket	◆
12	9375532031	Grille hook	◆
13	9382863005	Intake grille	◆
14	9375533014	Long-life filter	◆
15	9382821029	Decoration panel	◆
16	9375745011	Motor holder assy A	◆
17	9900139070	Step motor (with White connector)	◆
—	9711276001	Wire with connector	◆

Indoor unit parts list

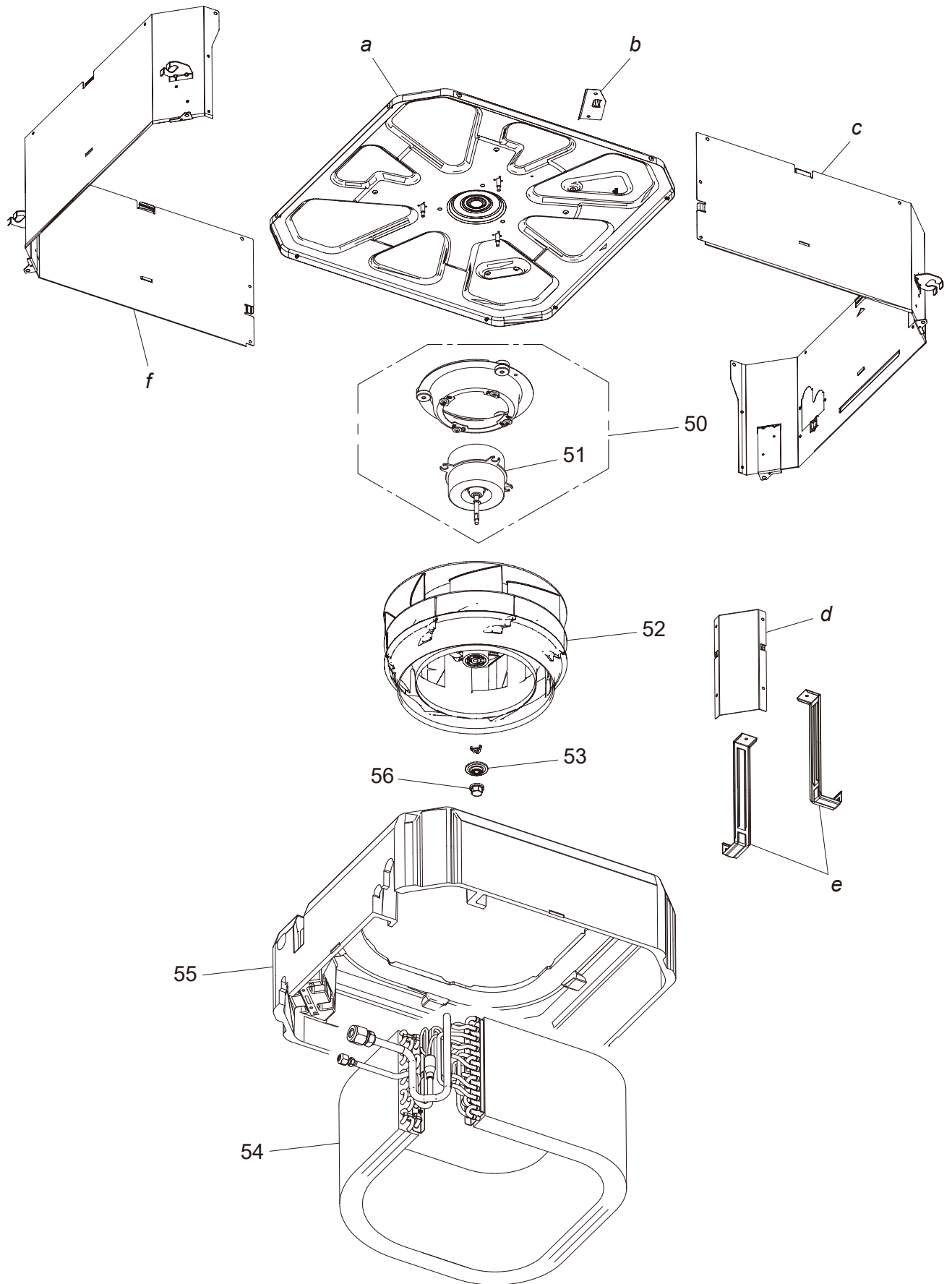
**Models: ACUH07LUAS1, ACUH09LUAS1, ACUH12LUAS1,
and ACUH18LUAS1**

Chassis and PC boards



Item no.	Part no.	Part name	Service part
1	9900826000	Thermistor (Room)	◆
2	9900349028	Thermistor (Pipe)	◆
3	9900896027	Terminal 5P	◆
4	9711870186	Main PCB (For 07 model)	◆
	9711870032	Main PCB (For 09 model)	◆
	9711870049	Main PCB (For 12 model)	◆
	9711870056	Main PCB (For 18 model)	◆
5	9710019005	Communication PCB	◆
6	0600063023	Holder	◆
7	9900568009	Terminal 3P	◆
8	9350720002	Conduit plate	◆
9	9710661020	Power supply PCB	◆
10	9379665032	Drain hose	◆
11	9379757010	Hose band	◆
12	9375516017	Wire cover	◆
13	9375515027	Pipe cover	◆
14	9375718015	Drain port sub assy	◆
15	9375717025	Drain pump sub assy	◆
16	9375721046	Float switch sub assy	◆
17	9375477011	Thermistor holder	◆
18	9375503017	Bell-mouth hood	◆
19	9377765024	Drain pan sub assy	◆
—	9707449013	Wire with connector (CN11 on Main PCB—Step motor)	◆
—	9711277008	Wire with connector (CN12 on Main PCB—Step motor)	◆
—	9710177088	Wire with connector (CN46 on Main PCB—Terminal [Ex. in])	◆
—	9711275004	Wire with connector (CN48 on Main PCB—CN1 on Indicator PCB of optional Cassette grille)	◆
—	9710171000	Wire with connector (CN54 on Main PCB—CN262 on Power supply PCB)	◆
—	9710172007	Wire with connector (CN55 on Main PCB—CN263 on Power supply PCB)	◆
—	9710343100	Wire with connector (CN300 on Main PCB—Terminal [RC])	◆
—	9710703027	Wire with connector (CN205 on Power supply PCB—Terminal 3P)	◆
—	9711278012	Wire with connector (CN520 on Power supply PCB—DC fan motor)	◆
a	—	Wire holder	—

Fan and evaporator

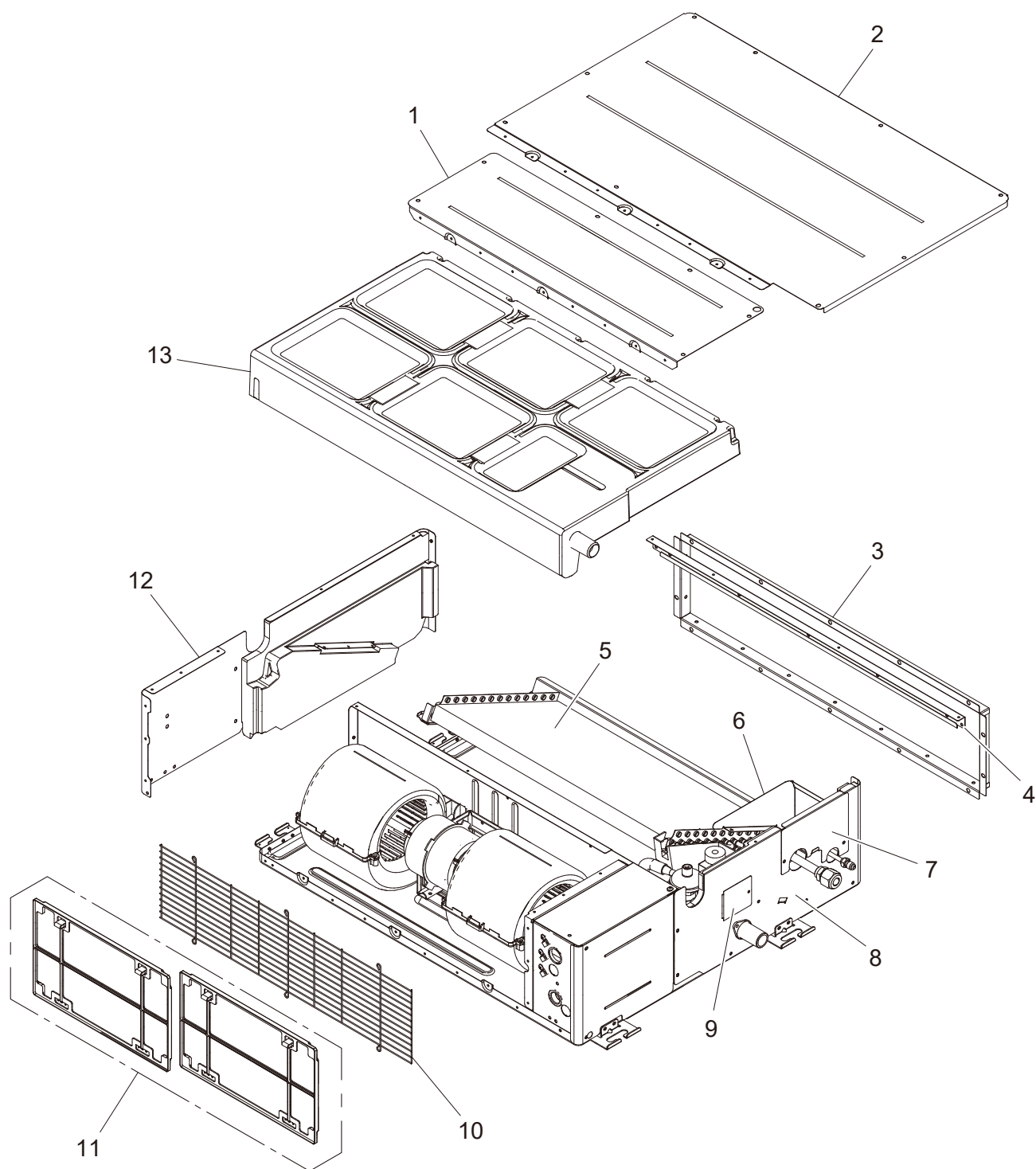


Item no.	Part no.	Part name	Service part
50	9375719029	Fan motor sub assy	◆
51	9381200061	DC fan motor (Service unit)	◆
52	9375480011	2-stage turbo fan assy	◆
53	9377811011	Washer cover	◆
54	9375720391	Evaporator sub assy (For 07 model)	◆
	9375720384	Evaporator sub assy (For 09 and 12 models)	◆
	9375720339	Evaporator sub assy (For 18 model)	◆
55	9377764065	Insulation box sub assy	◆
56	9377807014	Shaft cap	◆
<i>a</i>	—	Top plate assy	—
<i>b</i>	—	Motor wire holder	—
<i>c</i>	—	Cabinet A sub assy	—
<i>d</i>	—	Separate wall	—
<i>e</i>	—	Evaporator holder	—
<i>f</i>	—	Cabinet B sub assy	—

Indoor unit parts list (Slim duct type)

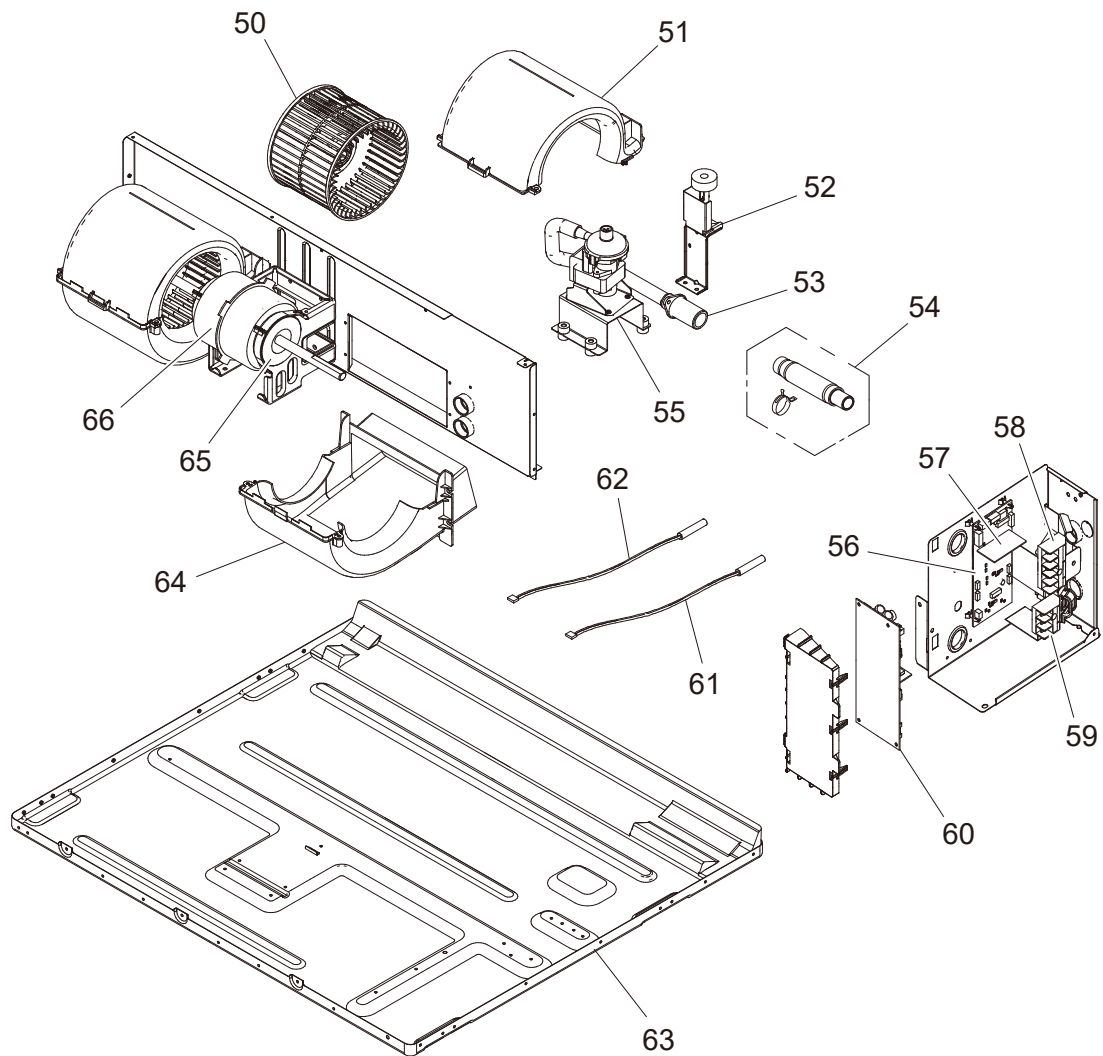
Models: ADUH07LUAS1, ADUH09LUAS1, and ADUH12LUAS1

Exterior parts and chassis



Item no.	Part no.	Part name	Service part
1	9380597001	Cabinet panel (2-fan)	◆
2	9380602019	Main panel (2-fan)	◆
3	9380042006	Outlet frame assy	◆
4	9380594000	Front panel (2-fan)	◆
5	9380682561	Evaporator total assy (For 07 model)	◆
	9380682585	Evaporator total assy (For 09 and 12 models)	◆
6	9379576017	Valve cover sub assy	◆
7	9379900003	Pipe panel sub assy	◆
8	9379907019	Side panel L sub assy	◆
9	9379915007	Window panel sub assy	◆
10	9380589006	Fan guard (2-fan)	◆
11	9379897006	Air filter sub assy	◆
12	9379906012	Side panel R sub assy	◆
13	9379901161	Drain pan sub assy	◆

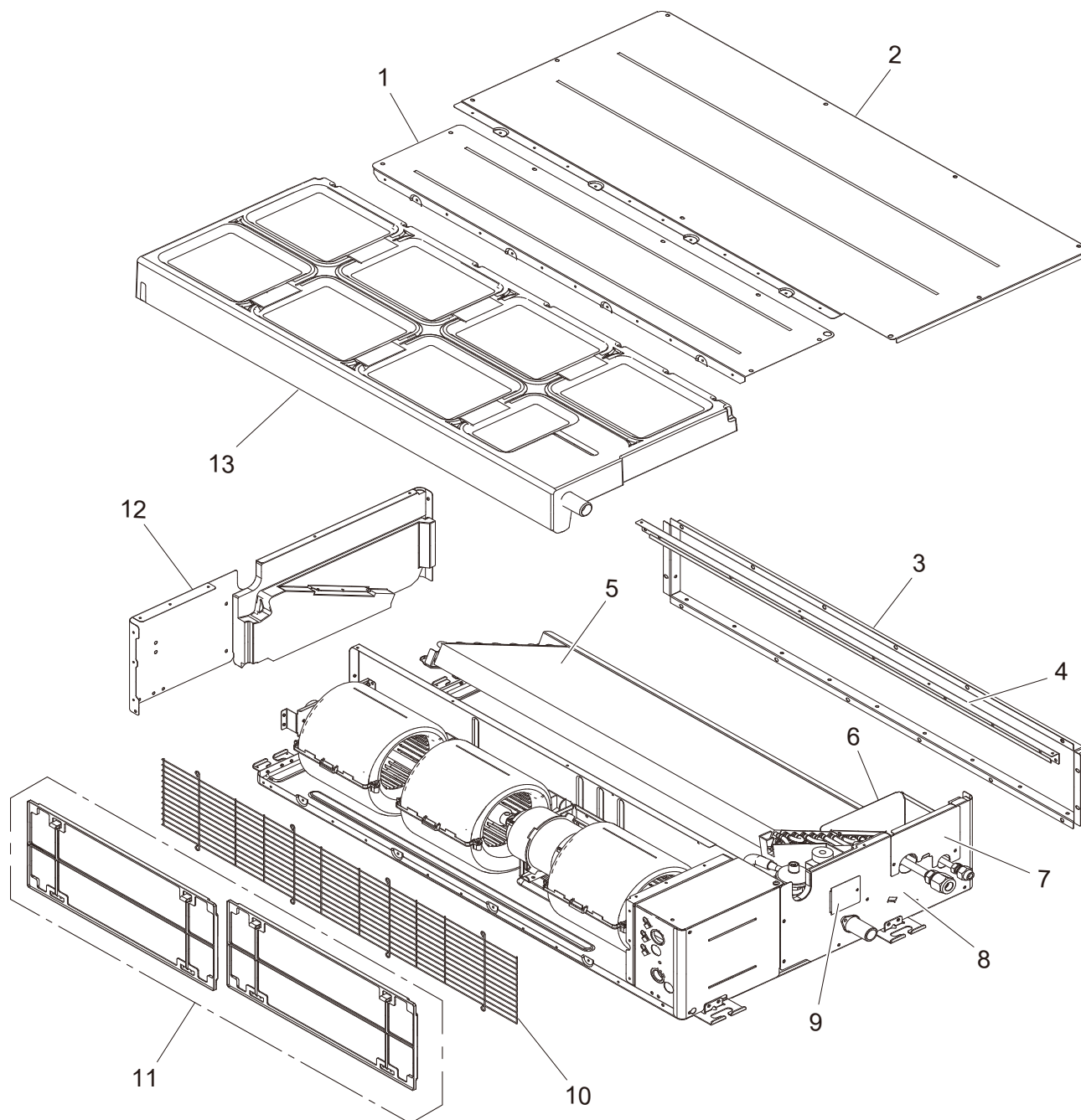
Fan and PC boards



Item no.	Part no.	Part name	Service part
50	9379570015	Sirocco fan assy	◆
51	9379572019	Casing B	◆
52	9378593039	Float switch sub assy	◆
53	9379913003	Drain hose assy	◆
54	9378450141	Hose sub assy	◆
55	9379914062	Drain pump sub assy	◆
56	9711875099	Main PCB (07 model)	◆
	9711875068	Main PCB (09 model)	◆
	9711875075	Main PCB (12 model)	◆
57	9710019005	2-way remote PCB	◆
58	9900896027	Terminal 5P (Remote)	◆
59	9900568009	Terminal 3P	◆
60	9710661020	Power supply PCB	◆
61	9900653019	Thermistor (Room)	◆
62	9900349035	Thermistor (Pipe)	◆
63	9379908030	Top panel sub assy	◆
64	9379571012	Casing U	◆
65	9379644006	Vibration-proof rubber assy	◆
66	9604027000	Motor sub assy (For 07 model)	◆
	9603735005	Motor sub assy (For 09 and 12 models)	◆
—	9710177057	Wire with connector (CN46 on Main PCB—Terminal 5P [External input])	◆
—	9710171055	Wire with connector (CN260 on Main PCB—CN262 on Power supply PCB)	◆
—	9710206047	Wire with connector (CN261 on Main PCB—CN263 on Power supply PCB)	◆
—	9710343094	Wire with connector (CN300 on Main PCB—Terminal 5P [Remote])	◆
—	9710703010	Wire with connector (CN205 on Power supply PCB—Terminal 3P)	◆

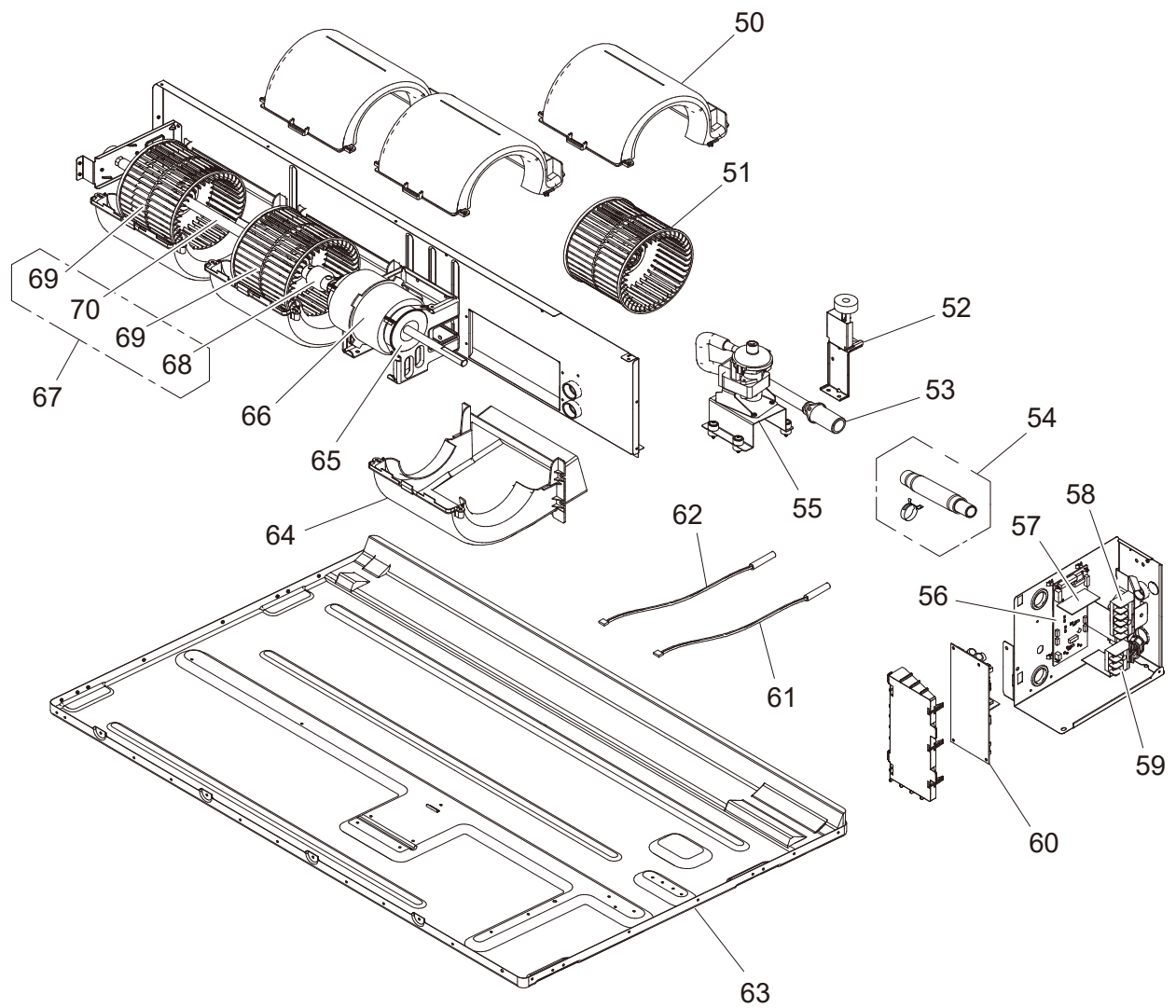
Model: ADUH18LUAS1

External parts and chassis



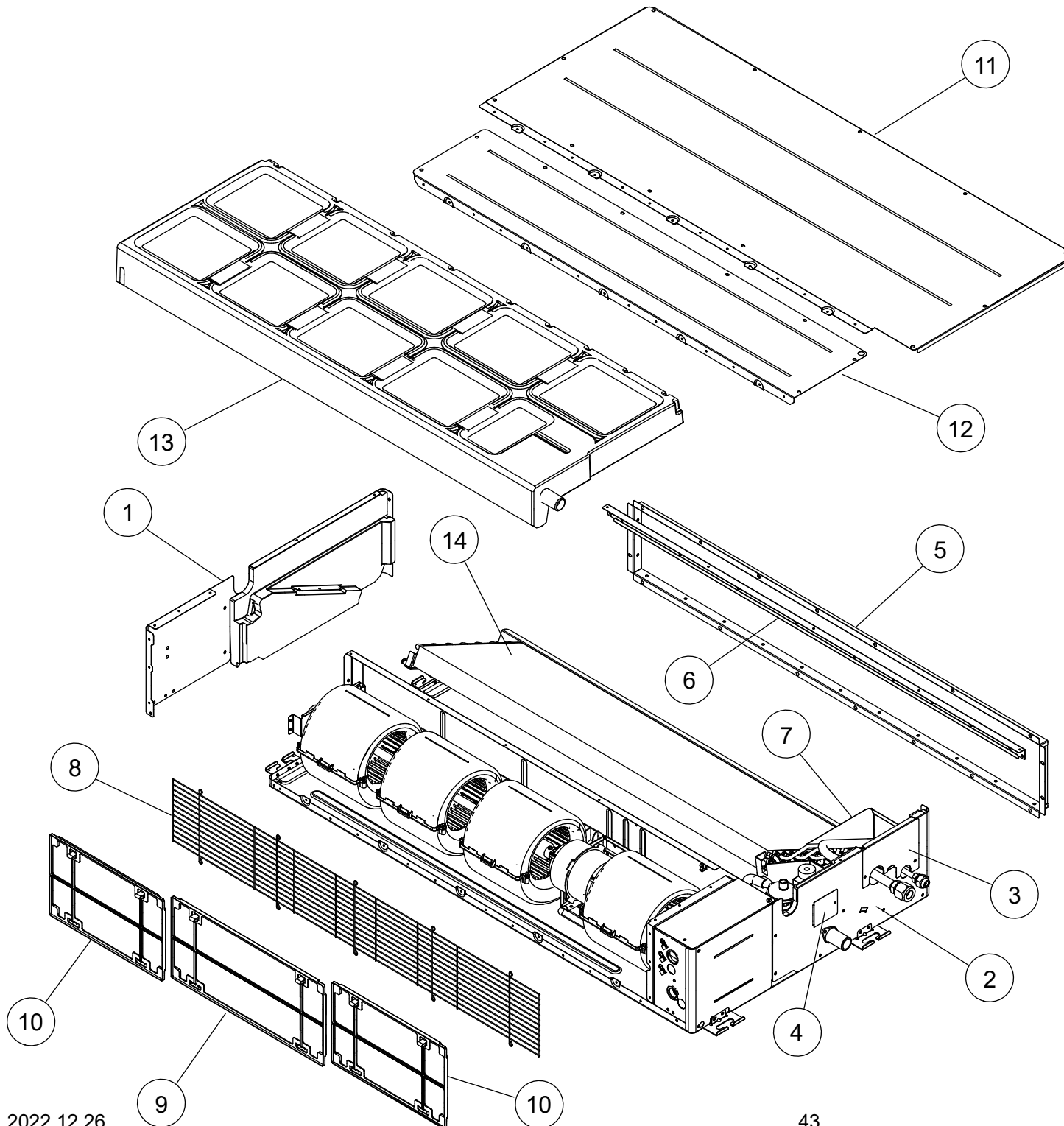
Item no.	Part no.	Part name	Service part
1	9380598008	Cabinet panel (3-fan)	◆
2	9380603016	Main panel (3-fan)	◆
3	9380042013	Outlet frame assy	◆
4	9380595007	Front panel (3-fan)	◆
5	9380682592	Evaporator total assy	◆
6	9379576017	Valve cover sub assy	◆
7	9379900003	Pipe panel sub assy	◆
8	9379907019	Side panel L sub assy	◆
9	9379915007	Window panel sub assy	◆
10	9380590002	Fan guard (3-fan)	◆
11	9379897013	Air filter sub assy	◆
12	9379906012	Side panel R sub assy	◆
13	9379901178	Drain pan sub assy	◆

Fan and PC boards

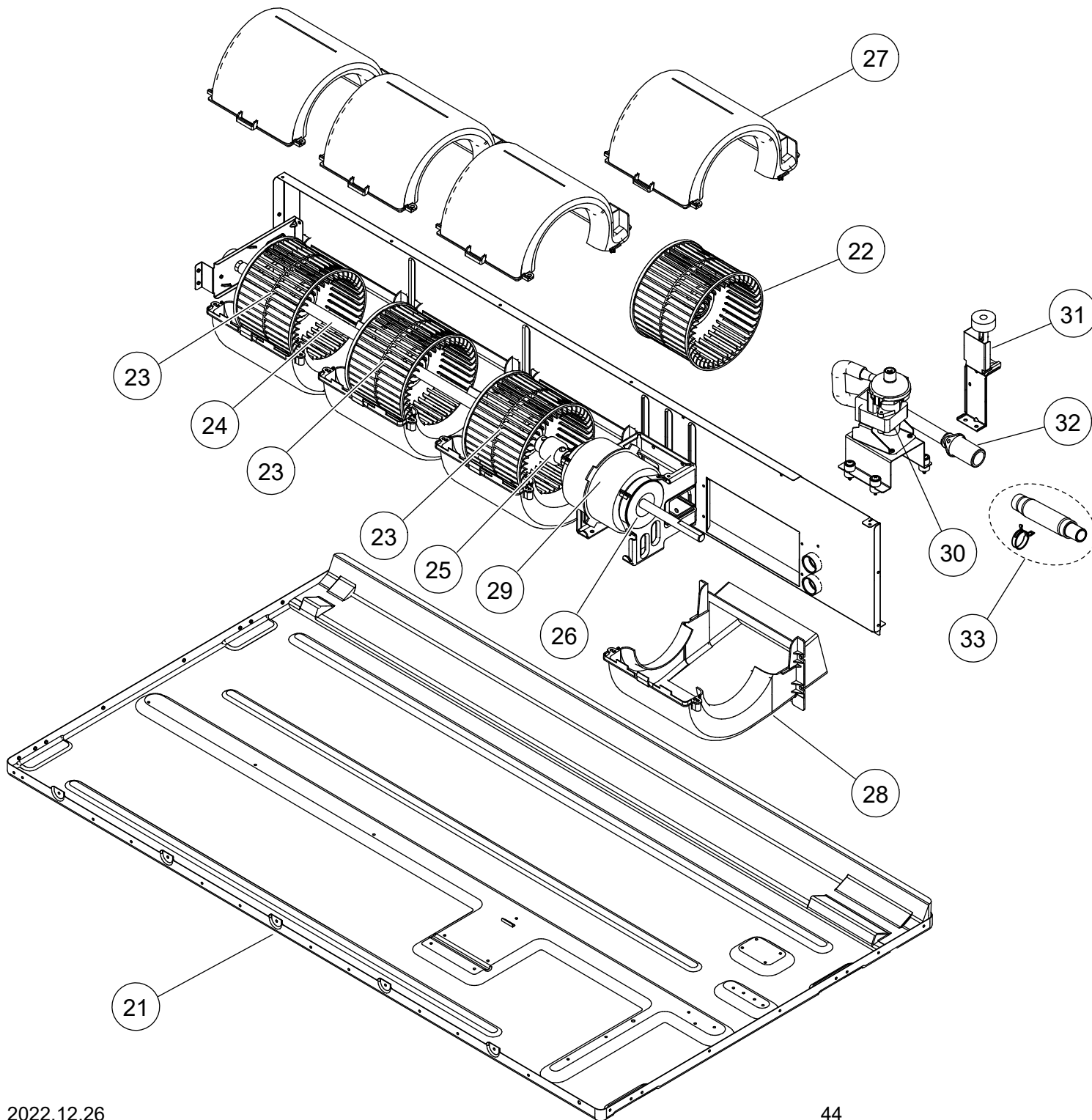


Item no.	Part no.	Part name	Service part
50	9379572019	Casing B	◆
51	9379570022	Sirocco fan assy	◆
52	9378593039	Float switch sub assy	◆
53	9379913003	Drain hose assy	◆
54	9378450141	Hose sub assy	◆
55	9379914062	Drain pump sub assy	◆
56	9711875082	Main PCB	◆
57	9710019005	2-way remote PCB	◆
58	9900896027	Terminal 5P (Remote)	◆
59	9900568009	Terminal 3P	◆
60	9710661020	Power supply PCB	◆
61	9900653019	Thermistor (Room)	◆
62	9900349035	Thermistor (Pipe)	◆
63	9379908047	Top panel sub assy	◆
64	9379571012	Casing U	◆
65	9379644006	Vibration-proof rubber assy	◆
66	9603736002	Motor, DC brushless	◆
67	9379971065	Sirocco fan sub assy	◆
68	9378038011	Joint assy	◆
69	9379570022	Sirocco fan assy	◆
70	9381052004	Shaft assy	◆
—	9710177057	Wire with connector (CN46 on Main PCB—Terminal 5P [External input])	◆
—	9710171055	Wire with connector (CN260 on Main PCB—CN262 on Power supply PCB)	◆
—	9710206047	Wire with connector (CN261 on Main PCB—CN263 on Power supply PCB)	◆
—	9710343094	Wire with connector (CN300 on Main PCB—Terminal 5P [Remote])	◆
—	9710703010	Wire with connector (CN205 on Power supply PCB—Terminal 3P)	◆

INDOOR UNIT
SLIM DUCT
ADUH24LUAS1



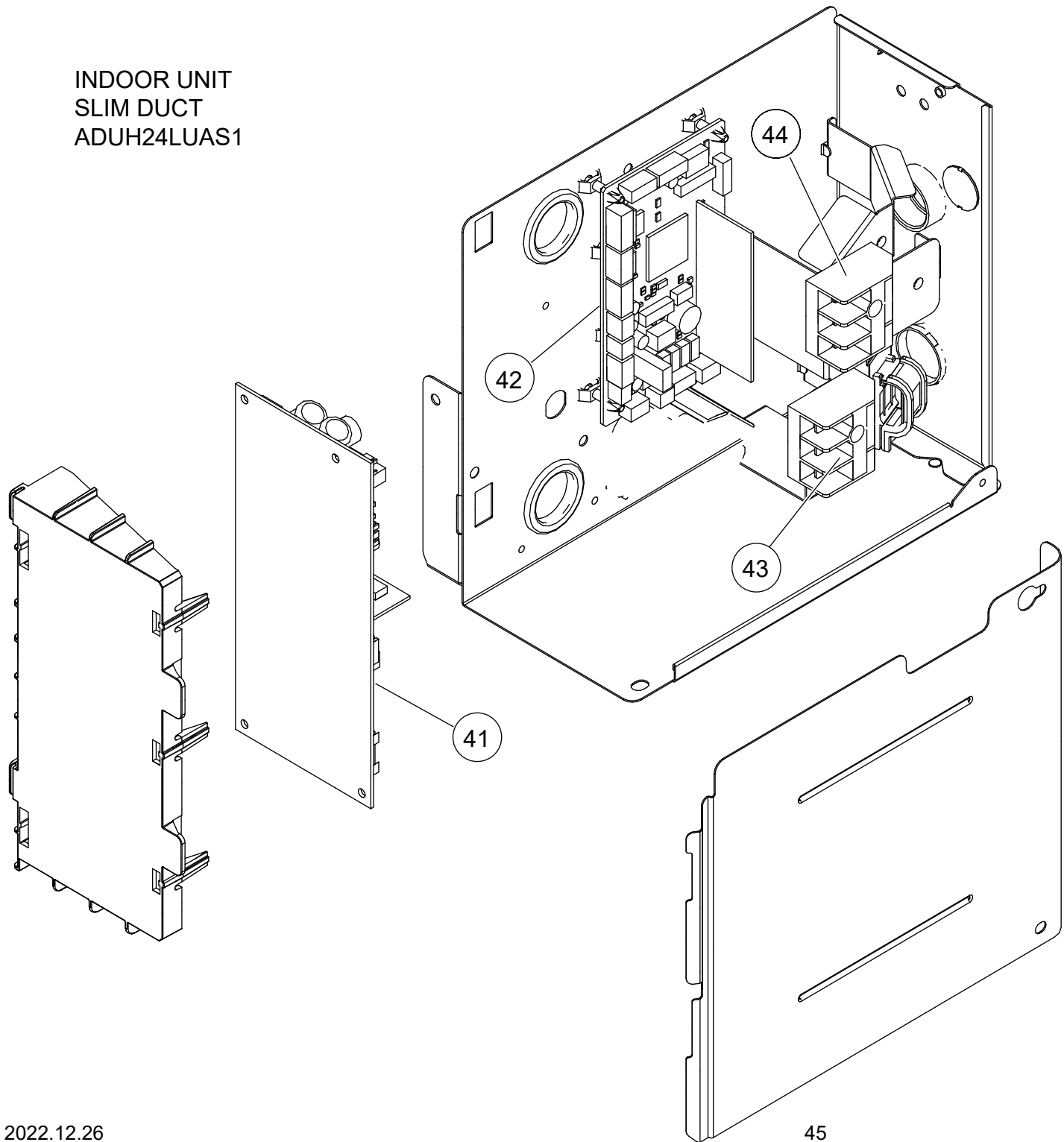
Ref	Description	Parts number
1	Side Panel R Sub Assy	9379906012
2	Side Panel L Sub Assy	9379907019
3	Pipe Panel Sub Assy	9379900003
4	Panel (Window) Sub Assy	9379915007
5	Outlet Frame Assy	9380042020
6	Front Panel (4 Fan)	9380596004
7	Valve Cover Sub Assy	9379576017
8	Fan Guard (4 Fan)	9380591009
9	Air Filter	9379575003
10	Air Filter	9379574006
11	Main Panel (4 Fan)	9380604013
12	Cabinet Panel (4 Fan)	9380599005
13	Drain Pan Sub Assy	9379901185
14	Evaporator Total Assy	9380682554



INDOOR UNIT
SLIM DUCT
ADUH24LUAS1

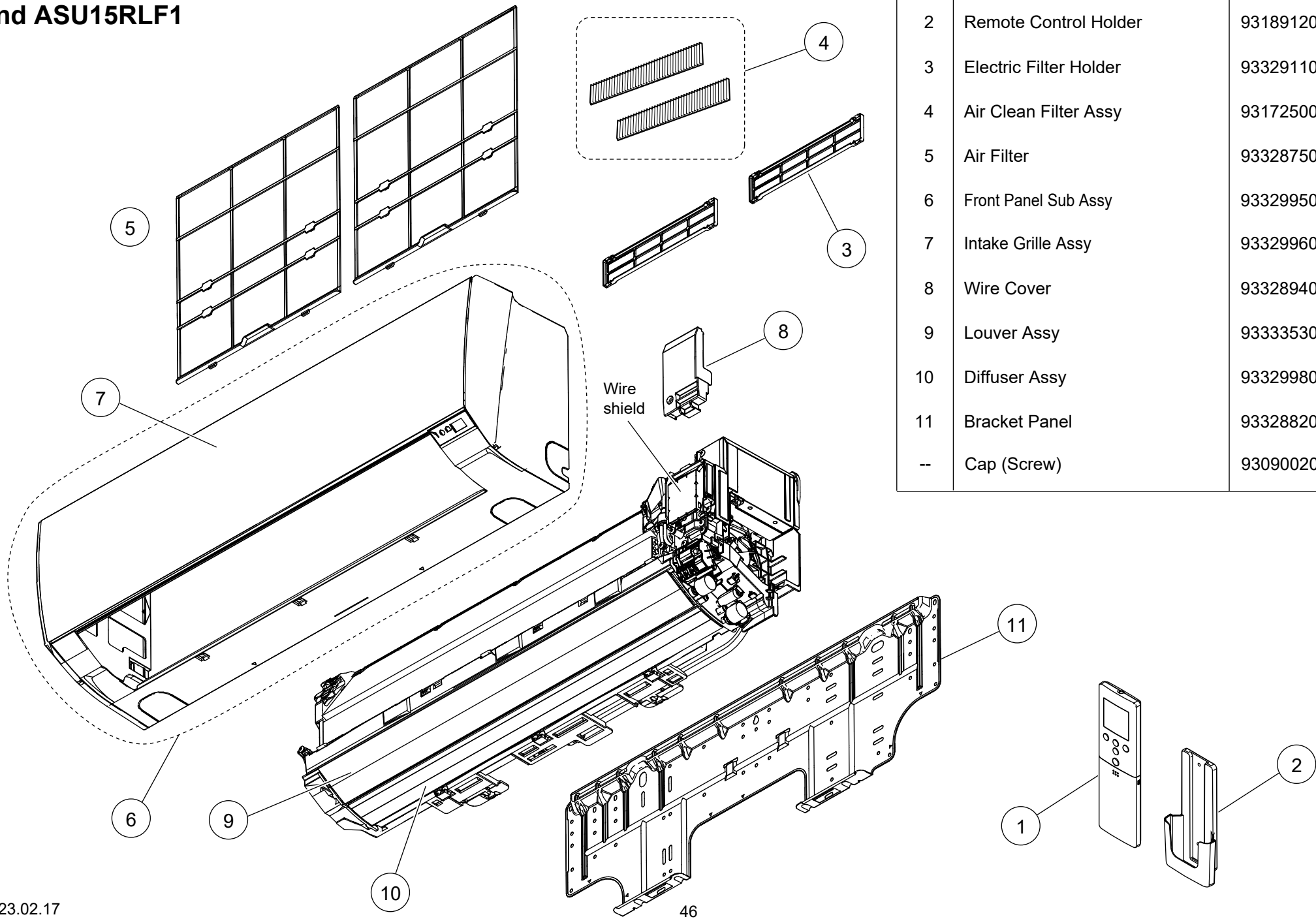
Ref.	Description	Parts number
21	Top Panel Sub Assy	9379908054
22	Sirroco Fan Assy	9379570022
23	Sirroco Fan Assy	9379570039
24	Shaft Assy	9381052011
25	Joint Assy	9378038011
26	Rubber (Vibration Proof)	9379644006
27	Casing B	9379572019
28	Casing U	9379571012
29	Fan Motor Assy	9604025006
30	Pump Assy	9900472061
31	Float Switch Sub Assy	9378593039
32	Drain Hose Assy	9379913003
33	Hose Sub Assy	9378450141

INDOOR UNIT
SLIM DUCT
ADUH24LUAS1



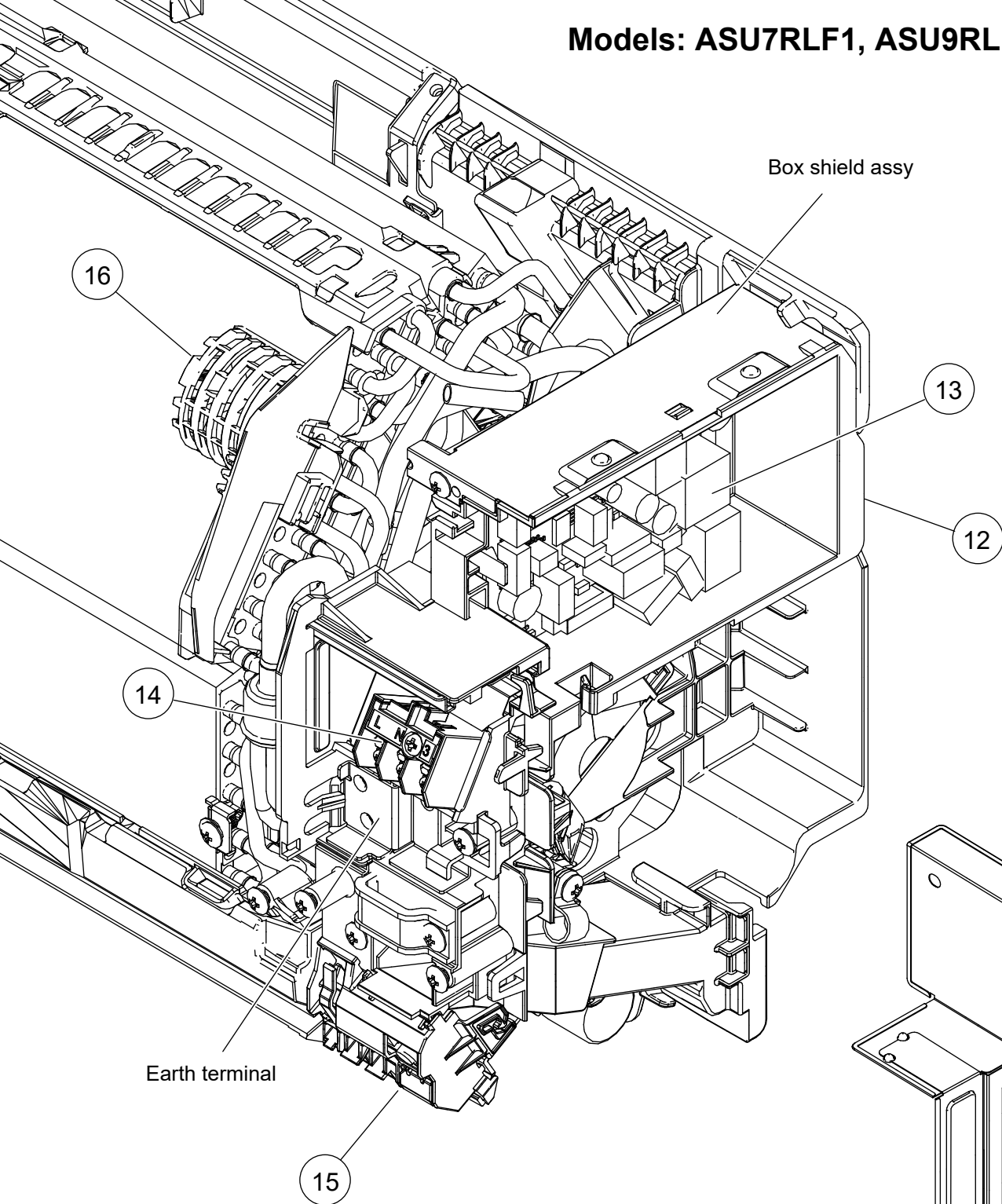
Ref	Description	Parts number	
41	Power Supply PCB	9710661020	
42	Main PCB	9711875105	
--	Communication PCB	9710019005	
43	Terminal 3P	9900568009	
44	Terminal 5P (Wired Remote)	9900896027	
--	Room Thermistor	9900653019	
--	Pipe Thermistor	9900349035	
--	Wire w/Connector (CN46-Terminal 1,2)	9710177057	
--	Wire w/Connector (CN300-Terminal Y1,Y2)	9710343094	
--	Wire w/Connector (CN260-CN262)	9710171055	
--	Wire w/Connector (CN261-CN263)	9710206047	
--	Wire w/Connector (CN205-Terminal Power)	9710703010	

Indoor unit parts list
Compact wall mounted type
Models: ASU7RLF1, ASU9RLF1, ASU12RLF1,
and ASU15RLF1



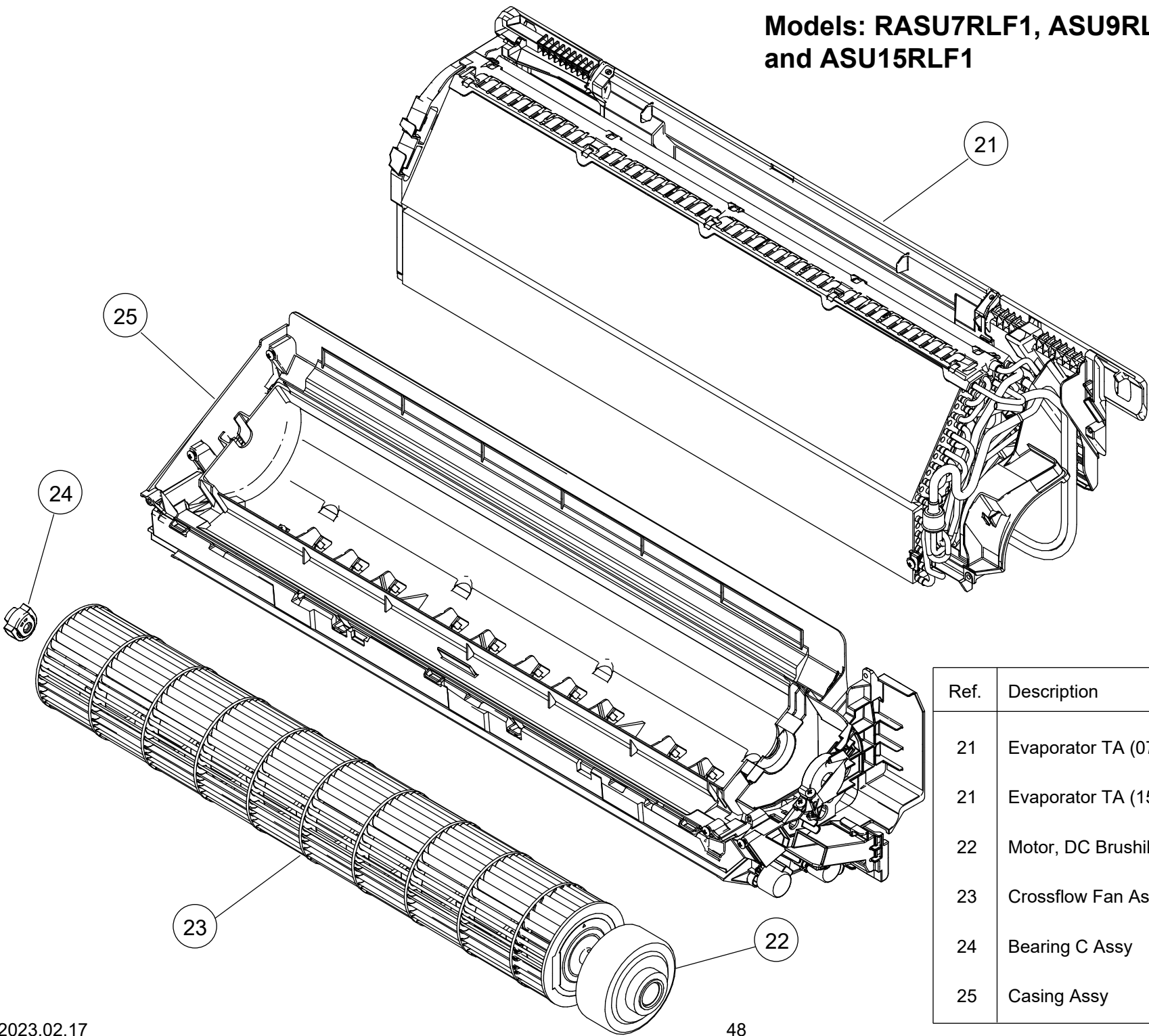
Ref.	Description	Part number	
1	Remote Controller Assy	9352446146	
2	Remote Control Holder	9318912005	
3	Electric Filter Holder	9332911008	
4	Air Clean Filter Assy	9317250009	
5	Air Filter	9332875010	
6	Front Panel Sub Assy	9332995008	
7	Intake Grille Assy	9332996005	
8	Wire Cover	9332894004	
9	Louver Assy	9333353005	
10	Diffuser Assy	9332998009	
11	Bracket Panel	9332882018	
--	Cap (Screw)	9309002081	

Models: ASU7RLF1, ASU9RLF1, ASU12RLF1, and ASU15RLF1



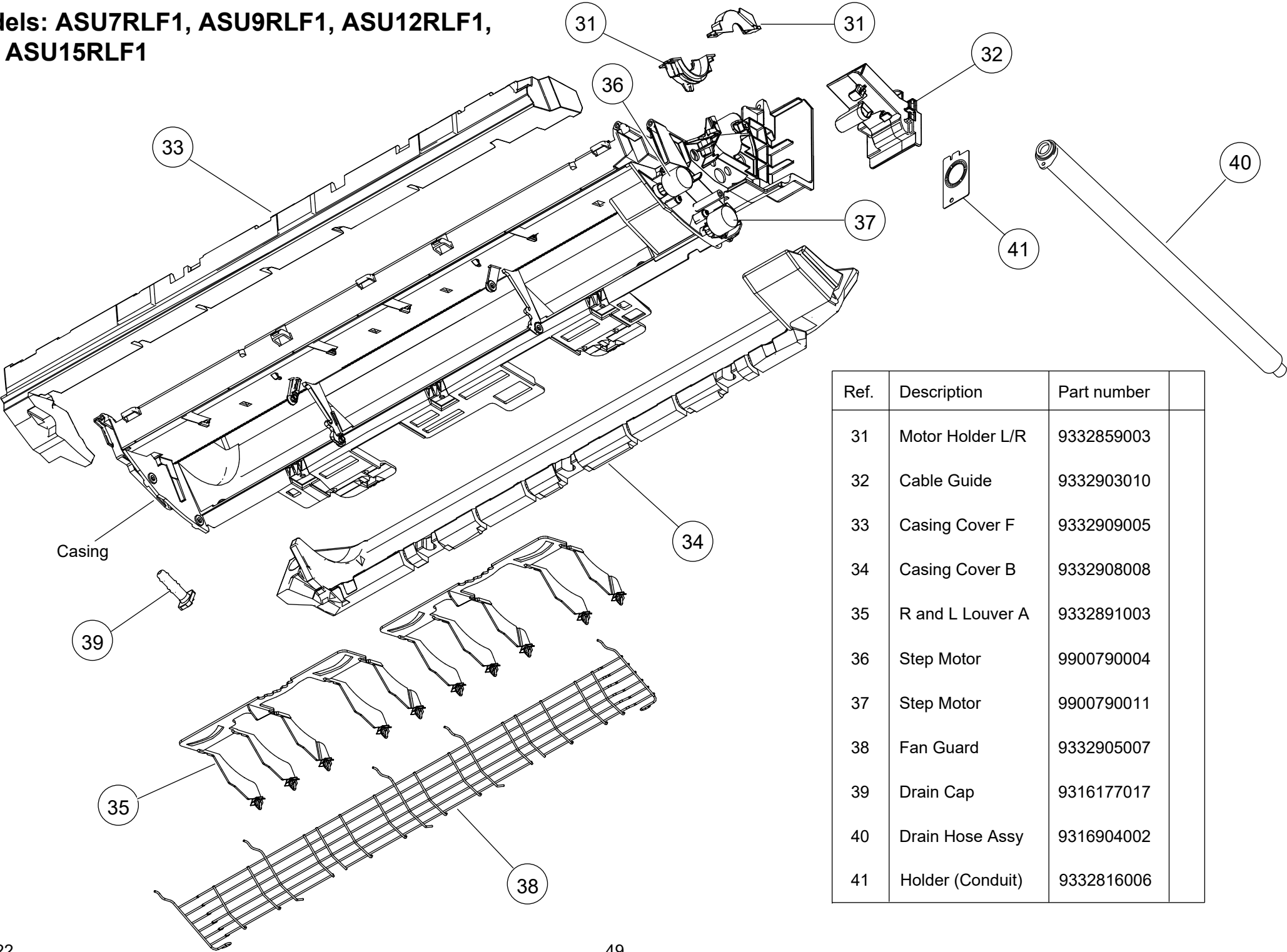
Ref.	Description	Part number	
12	Control Box	9332892024	
13	Main PCB (07 model)	9709427354	
13	Main PCB (09 model)	9709427330	
13	Main PCB (12 model)	9709427347	
13	Main PCB (15 model)	9709427446	
14	Terminal	9900720001	
15	Display Assy	9709430019	
--	Indicator PCB	9709431016	
16	Room Thermistor Holder	9332868005	
--	Thermistor Assy	9900930011	

Models: RASU7RLF1, ASU9RLF1, ASU12RLF1,
and ASU15RLF1



Ref.	Description	Part number	
21	Evaporator TA (07, 09, and 12 models)	9332989502	
21	Evaporator TA (15 model)	9332989519	
22	Motor, DC Brushless	9603269012	
23	Crossflow Fan Assy	9316830004	
24	Bearing C Assy	9306628024	
25	Casing Assy	9333009056	

Models: ASU7RLF1, ASU9RLF1, ASU12RLF1,
and ASU15RLF1

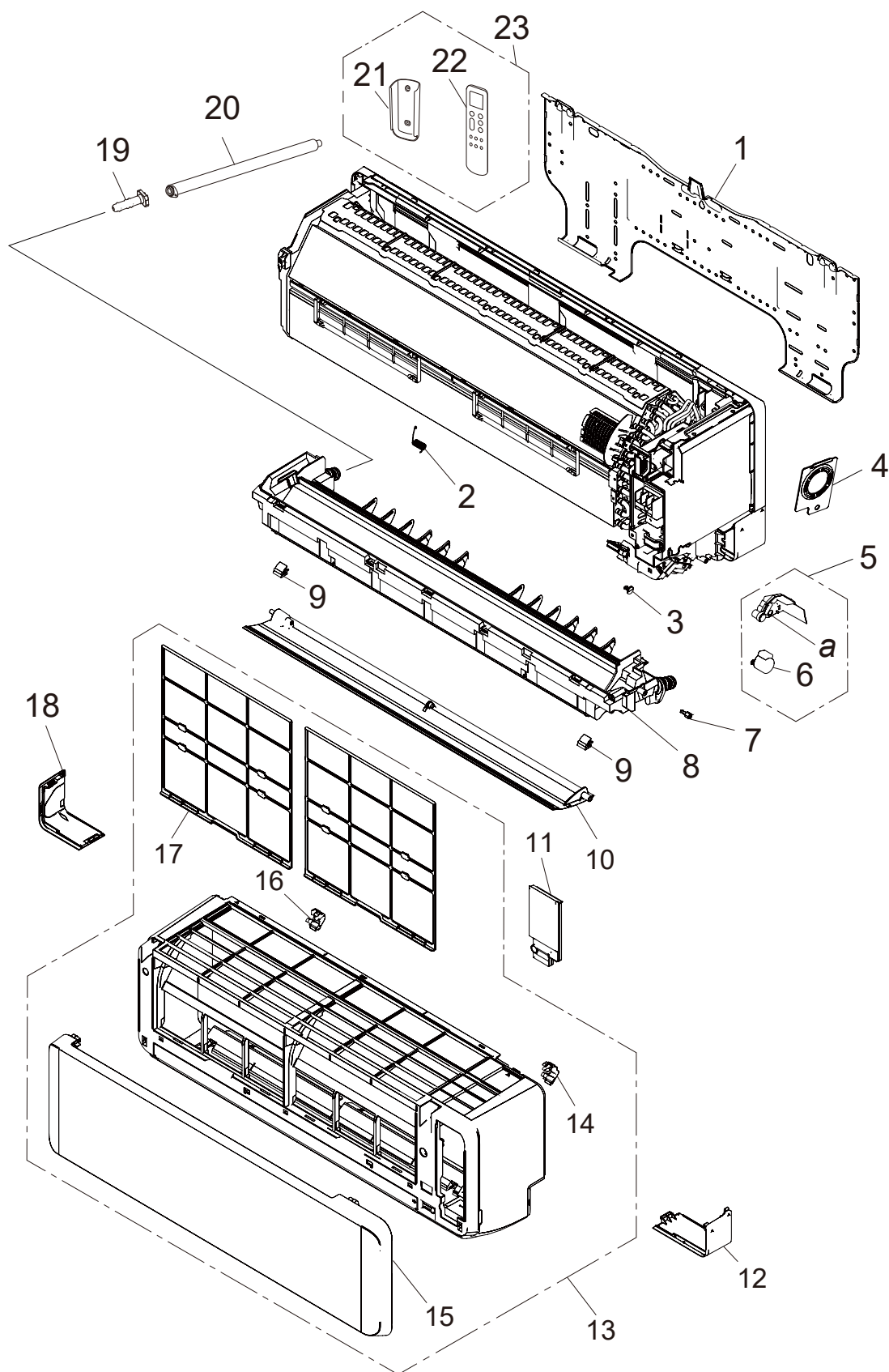


Ref.	Description	Part number	
31	Motor Holder L/R	9332859003	
32	Cable Guide	9332903010	
33	Casing Cover F	9332909005	
34	Casing Cover B	9332908008	
35	R and L Louver A	9332891003	
36	Step Motor	9900790004	
37	Step Motor	9900790011	
38	Fan Guard	9332905007	
39	Drain Cap	9316177017	
40	Drain Hose Assy	9316904002	
41	Holder (Conduit)	9332816006	

Indoor unit parts list

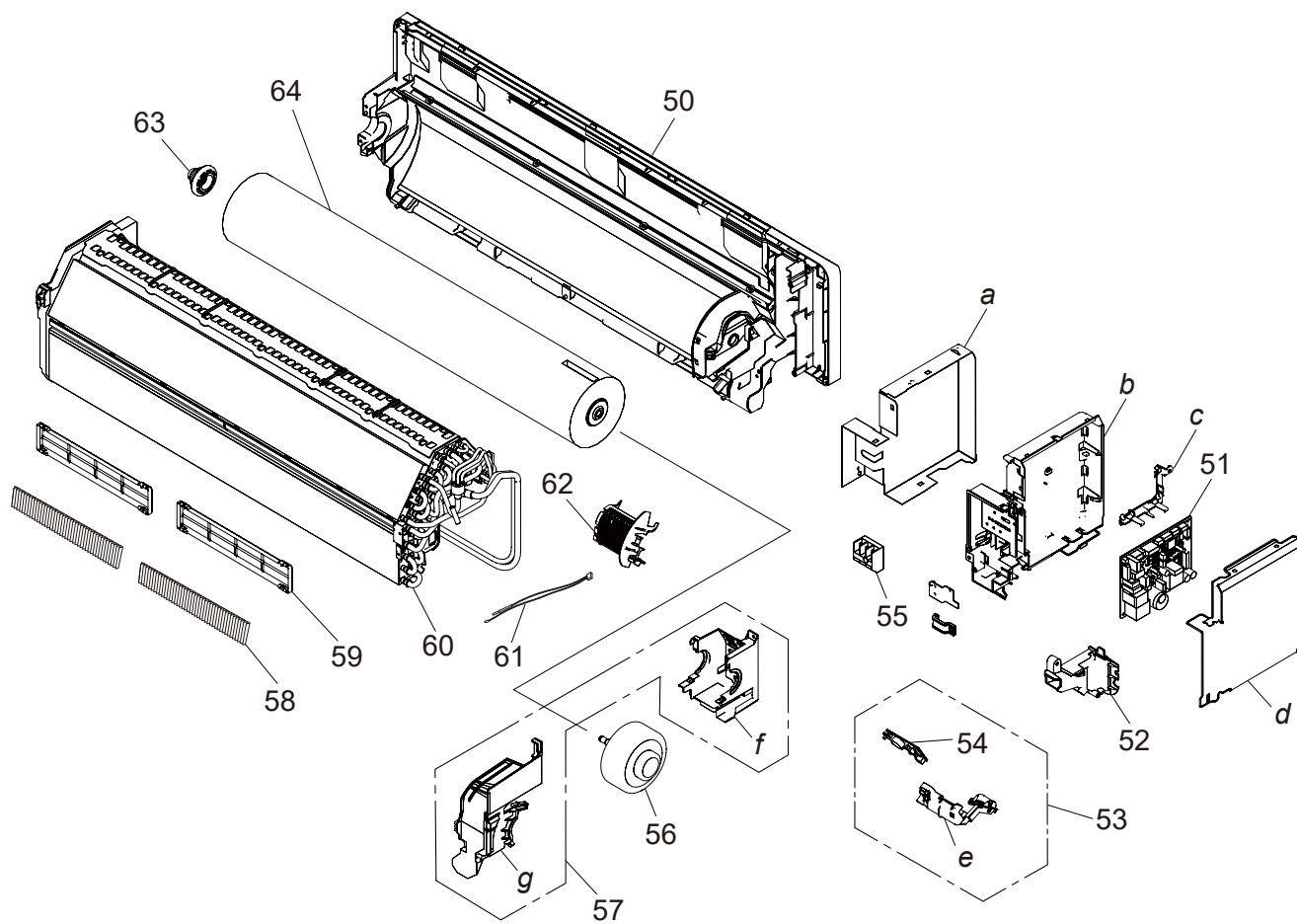
**Models: ASUH07LPAS, ASUH09LPAS, ASUH12LPAS,
and ASUH15LPAS**

Exterior parts



Item no.	Part no.	Part name	Service part
1	9388142005	Bracket panel	◆
2	9387471007	Louver spring	◆
3	9333608006	Bush	◆
4	9313951047	Conduit holder	◆
5	9387714036	Step motor holder assy	◆
6	9901011047	Step motor	◆
7	9332861006	Shaft cover	◆
8	9387590166	Drain pan total assy	◆
9	9387476002	Screw cover	◆
10	9387479003	U/D louver assy	◆
11	9387597066	Wire cover assy	◆
12	9387478044	Under cover R	◆
13	9387596984	Front panel total assy	◆
14	9333704005	Grille clamper R	◆
15	9387756357	Intake grill assy	◆
16	9333719009	Grille clamper L	◆
17	9387473001	Air filter	◆
18	9387477047	Under cover L	◆
19	9316177017	Drain cap	◆
20	9316904002	Drain hose assy	◆
21	9334098004	Remote controller holder	◆
22	9334139004	Remote controller	◆
23	9334141007	Remote controller total assy	◆
<i>a</i>	—	Step motor holder	—
<i>b</i>	—	Front panel	—

Base, evaporator, and control

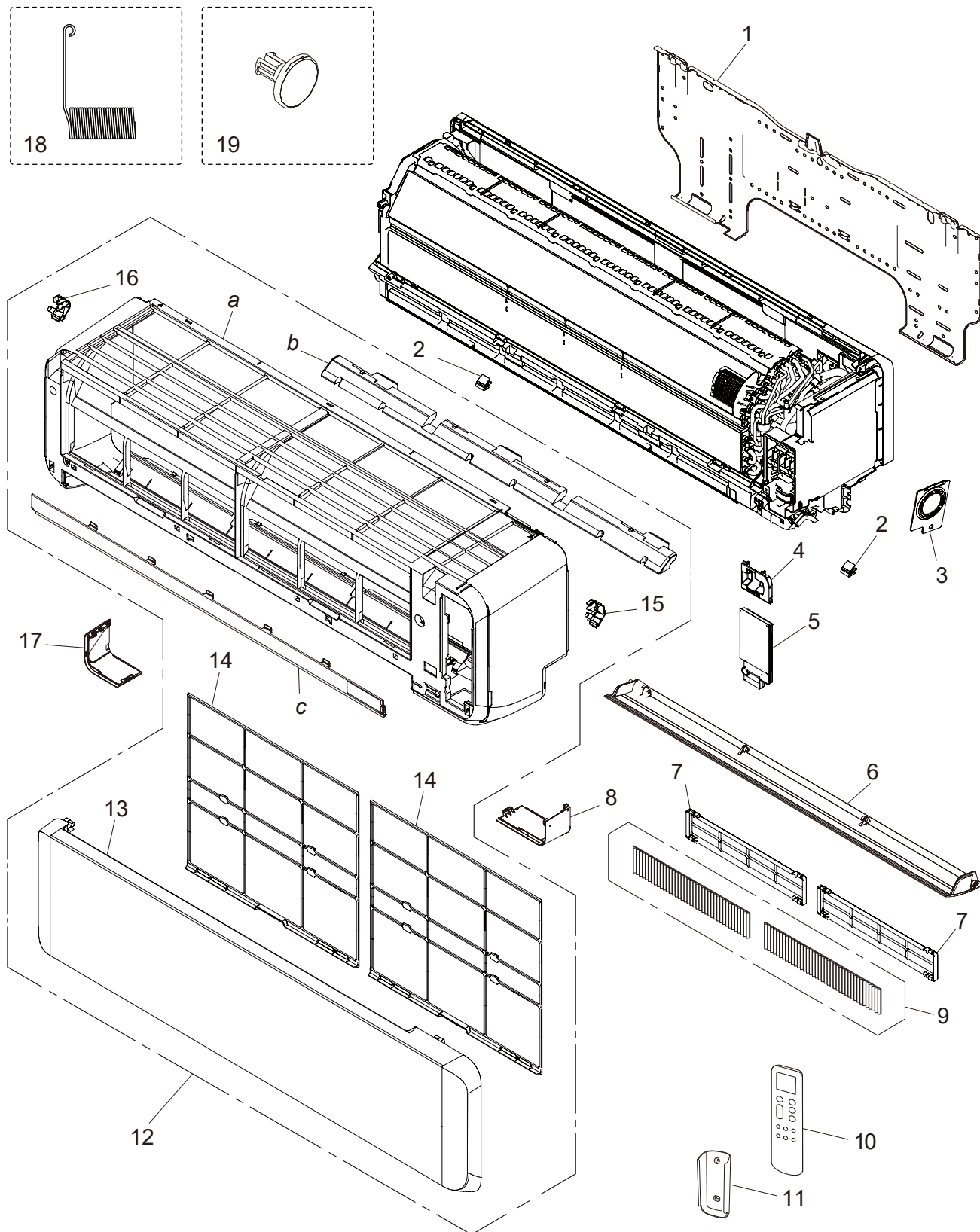


Item no.	Part no.	Part name	Service part
50	9387587128	Base assy	◆
51	9711732699	Main PCB (For 07 model)	◆
	9711732552	Main PCB (For 09 model)	◆
	9711732569	Main PCB (For 12 model)	◆
	9711732705	Main PCB (For 15 model)	◆
52	9387488043	Cable guide	◆
53	9711146076	Display assy	◆
54	9711147011	Indicator PCB	◆
55	9901013010	Terminal	◆
56	9379853026	Brushless motor (Service unit)	◆
57	9387589061	Motor case assy	◆
58	9317250009	Air clean filter assy	◆
59	9332911008	Electric filter holder	◆
60	9387593389	Evaporator total assy (For 07 and 09 models)	◆
	9387593396	Evaporator total assy (For 12 model)	◆
	9387593402	Evaporator total assy (For 15 model)	◆
61	9900627041	Thermistor assy	◆
62	9387467000	Room thermistor holder	◆
63	9333628004	Bearing D assy	◆
64	9387055047	Crossflow fan assy	◆
<i>a</i>	—	Box shield	—
<i>b</i>	—	Control box	—
<i>c</i>	—	PCB holder A	—
<i>d</i>	—	Control cover	—
<i>e</i>	—	Display case assy	—
<i>f</i>	—	Motor case	—
<i>g</i>	—	Motor cover	—

Indoor unit parts list (Wall mounted type)

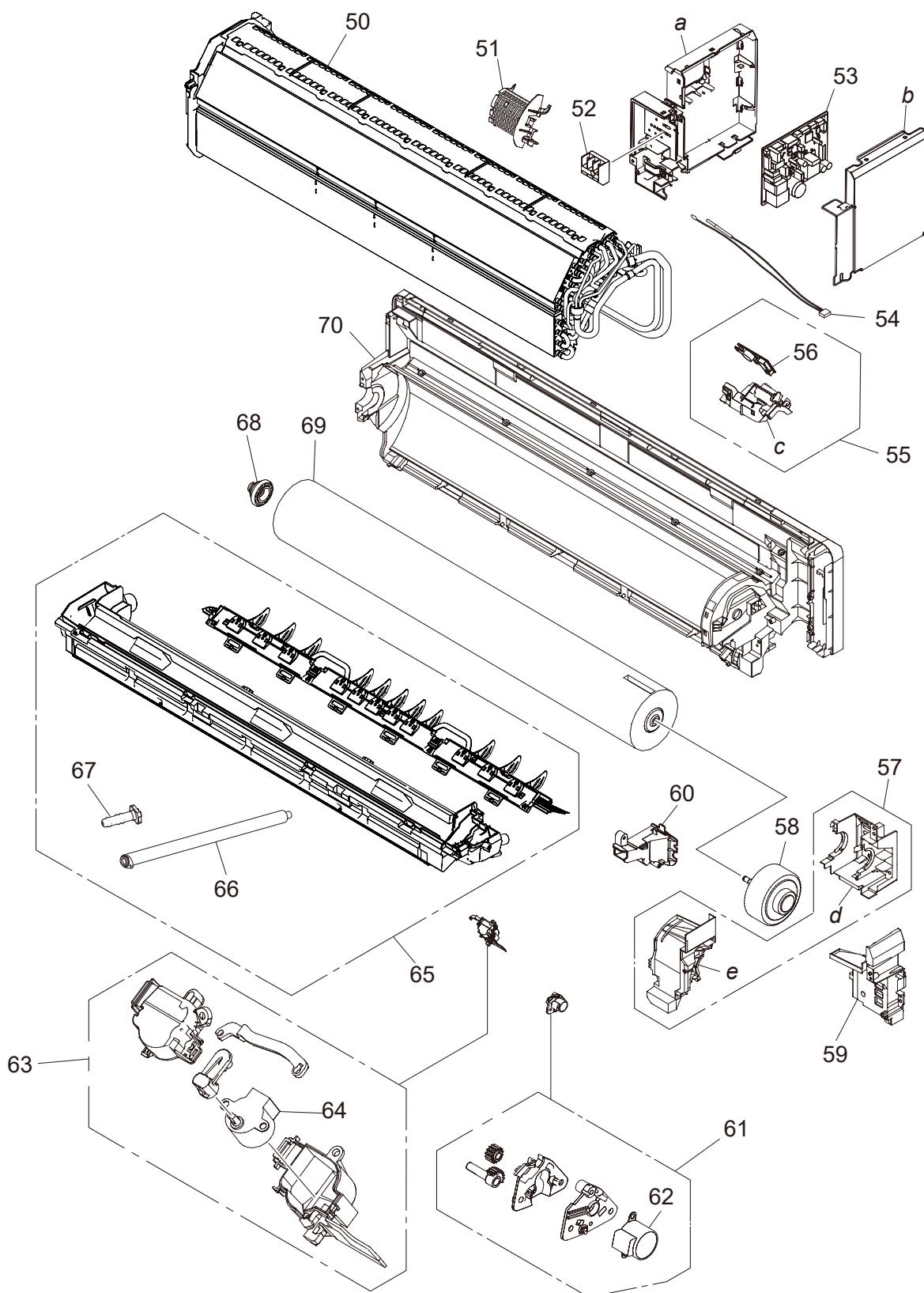
Model: ASUH18LPAS and ASUH24LPAS

Exterior parts and Accessories



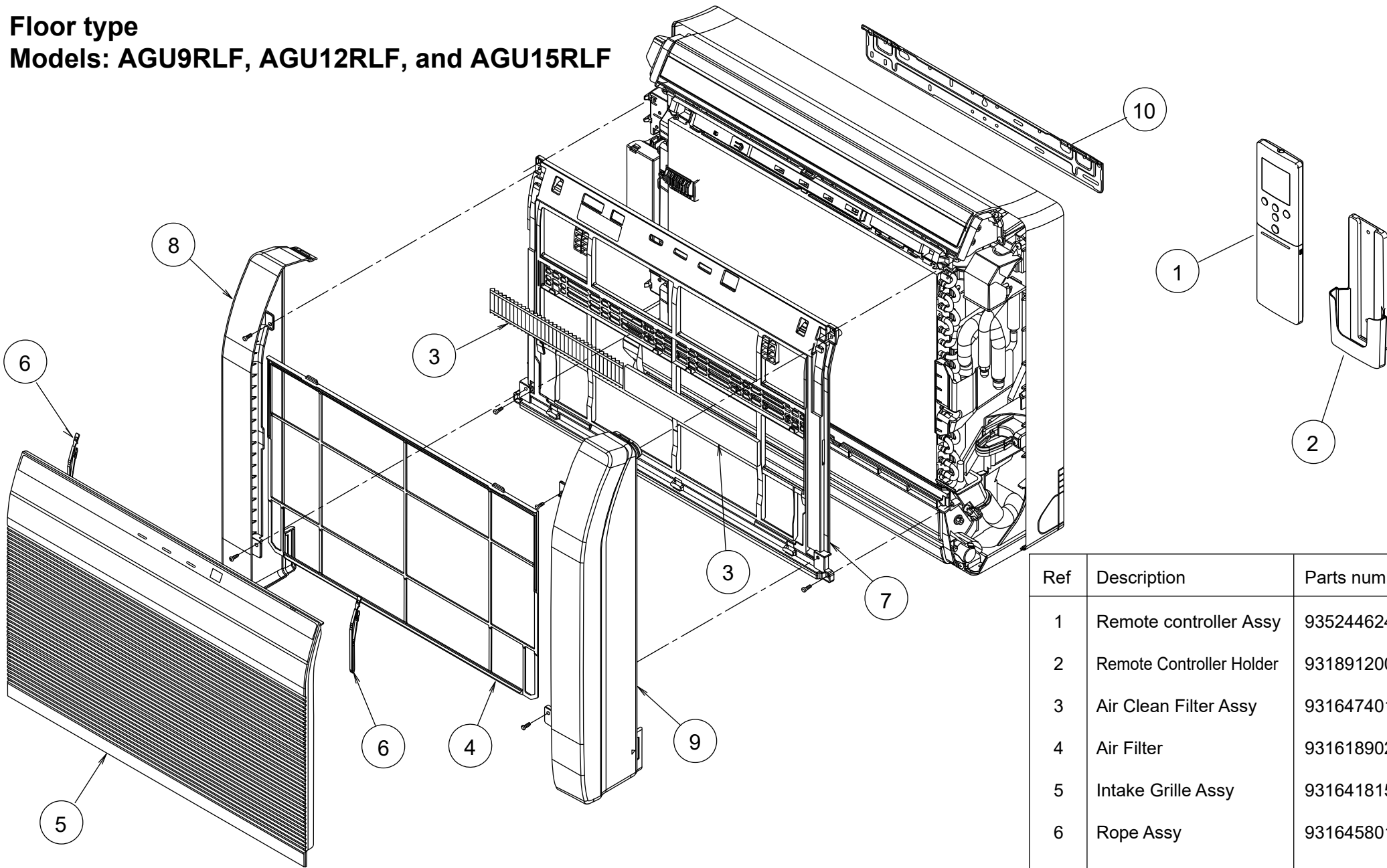
Item no.	Part no.	Part name	Service part
1	9388158013	Bracket panel	◆
2	9387476002	Screw cap	◆
3	9313951047	Conduit holder	◆
4	9383613036	Wire cover B	◆
5	9387597066	Wire cover assy	◆
6	9387479010	U/D louver assy	
7	9332911008	Electric filter holder	◆
8	9323341036	Under cover L	◆
9	9317250009	Air clean filter assy	◆
10	9334139011	Remote controller	◆
11	9334098004	Remote controller holder	◆
12	9384977038	Front panel total assy	◆
13	9387756388	Intake grille assy	◆
14	9323340008	Air filter	◆
15	9333719009	Grille clamper L	◆
16	9333704005	Grille clamper R	◆
17	9323342033	Under cover R	◆
18	9383730030	Louver spring	◆
19	9333608006	Bush	◆
<i>a</i>	—	Front panel	—
<i>b</i>	—	Panel cover	—
<i>c</i>	—	Front panel B	—

Chassis



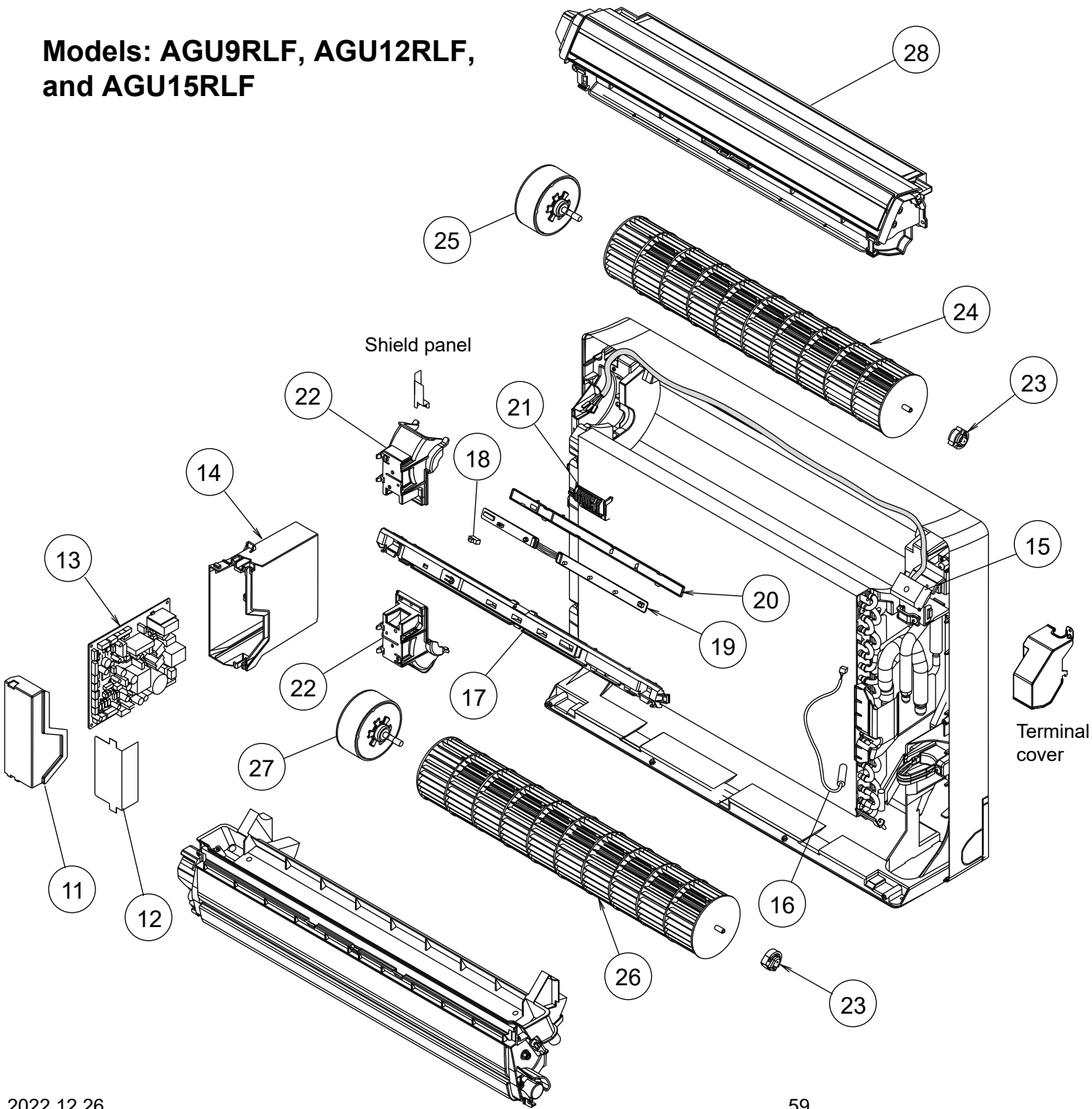
Item no.	Part no.	Part name	Service part
50	9383735165	Evaporator total assy	◆
51	9387467000	Room thermistor holder	◆
52	9901013010	Terminal	◆
53	9711732576	Main PCB (18 model)	◆
53	9711732583	Main PCB (24 model)	◆
54	9900627041	Thermistor assy	◆
55	9711146052	Display assy	◆
56	9711147011	Indicator PCB	◆
57	9387589054	Motor case assy	◆
58	9379853033	Brushless motor (Service unit)	◆
59	9383565007	Pipe bracket	◆
60	9387488043	Cable guide	◆
61	9387714012	Gear case assy	◆
62	9901011016	Stepping motor	◆
63	9383728006	R and L louver SPM assy	◆
64	9901011023	Stepping motor	◆
65	9387590142	Drain pan total assy	◆
66	9316904002	Drain hose assy	◆
67	9316177017	Drain cap	◆
68	9333628004	Bearing D assy	◆
69	9387055054	Crossflow fan assy	◆
70	9387587173	Base assy	◆
a	—	Control box	—
b	—	Control cover	—
c	—	Display case	—
d	—	Motor case	—
e	—	Motor cover assy	—

Floor type
Models: AGU9RLF, AGU12RLF, and AGU15RLF



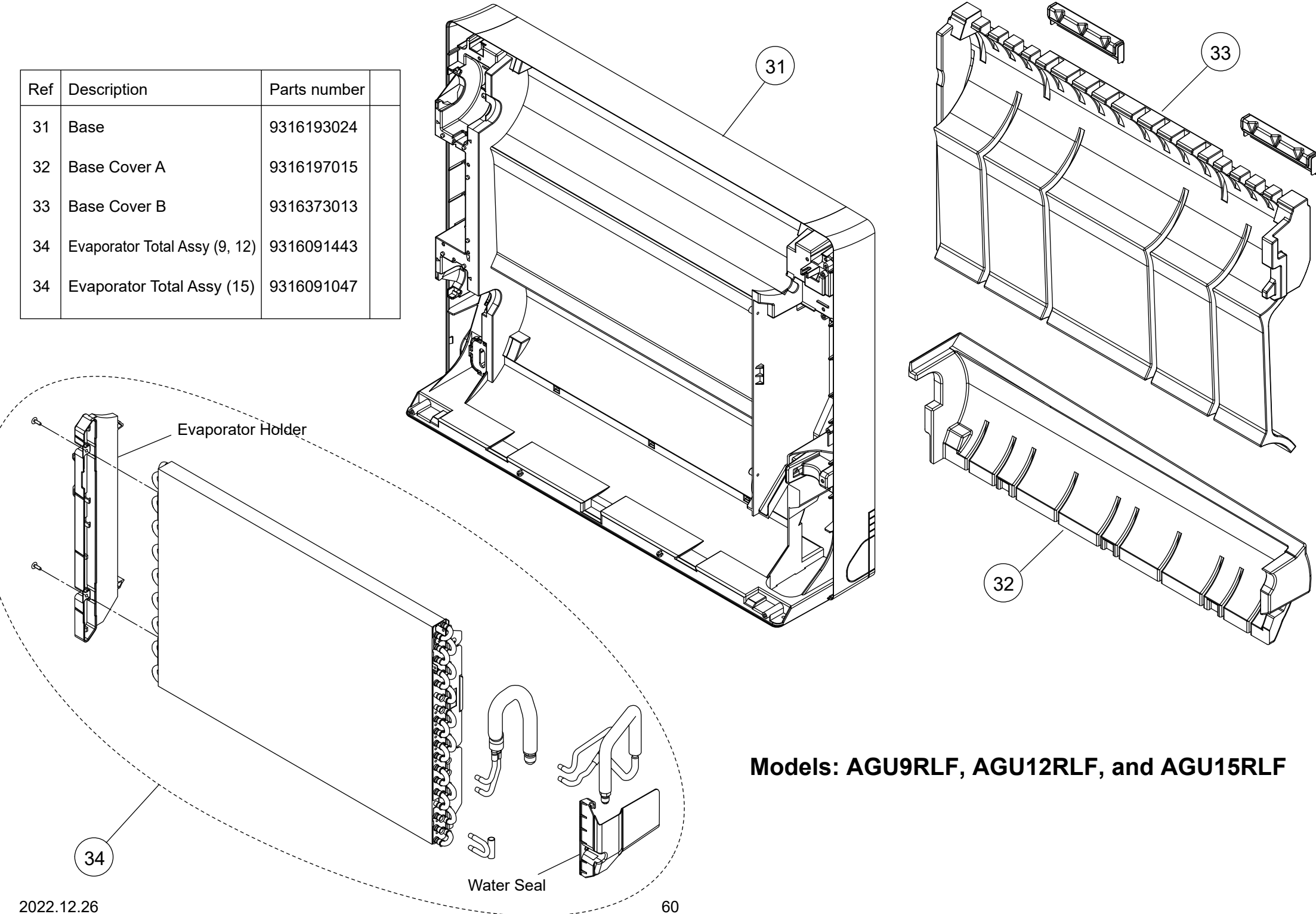
Ref	Description	Parts number	
1	Remote controller Assy	9352446245	
2	Remote Controller Holder	9318912005	
3	Air Clean Filter Assy	9316474017	
4	Air Filter	9316189027	
5	Intake Grille Assy	9316418158	
6	Rope Assy	9316458017	
7	Front Panel Total Assy	9316415126	
8	Front Panel L	9316187016	
9	Front Panel R	9316186019	
10	Bracket Panel	9316272019	

Models: AGU9RLF, AGU12RLF, and AGU15RLF



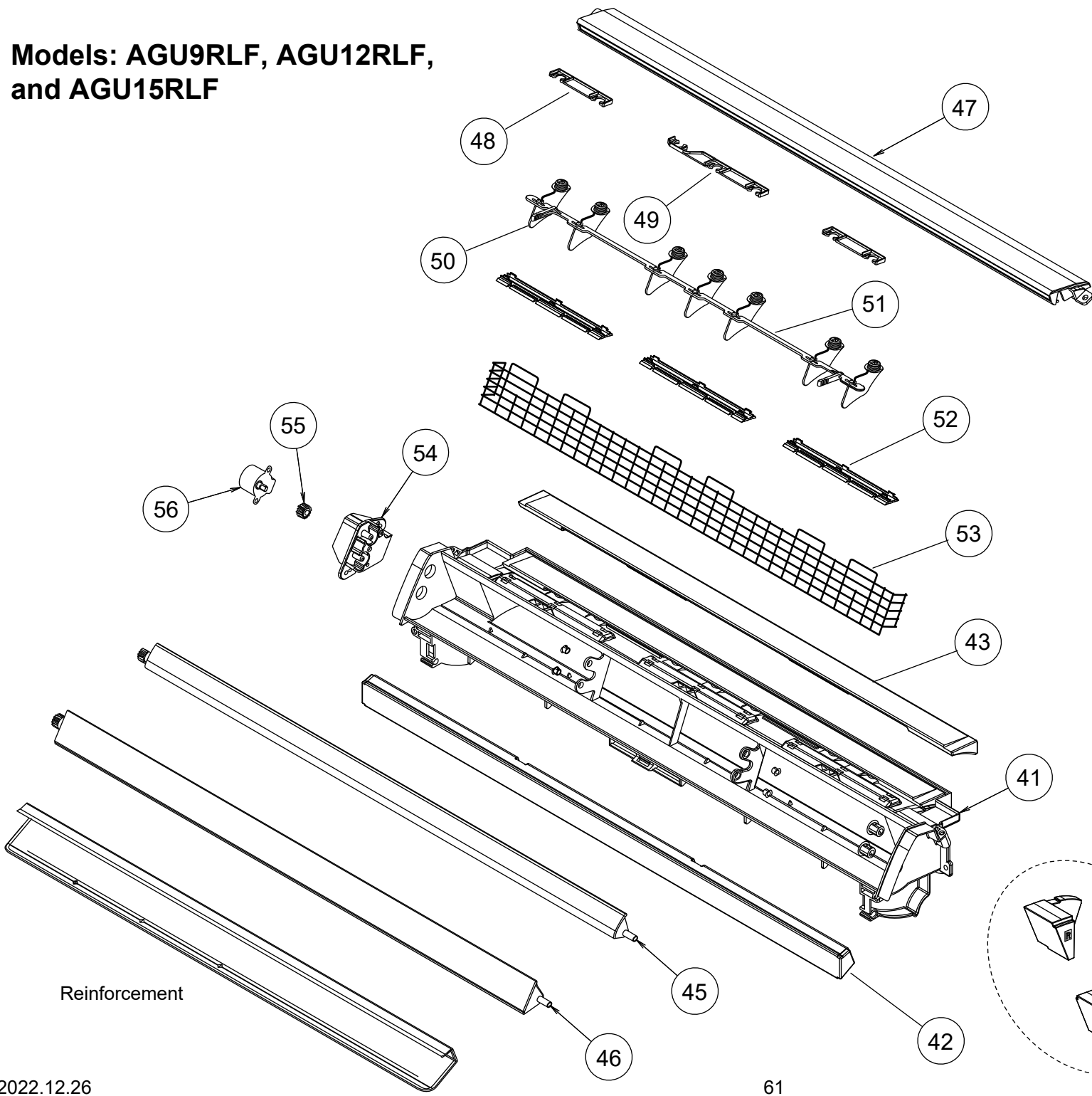
Ref	Description	Parts number	
11	Control Cover	9316201033	
12	Control Inner Cover	9316487017	
13	Main PCB (09 model)	9708532165	
13	Main PCB (12 model)	9708532172	
13	Main PCB (15 model)	9708532189	
14	Control Box	9316200036	
15	Terminal	9900385026	
16	Pipe Thermistor	9900991005	
17	Display Case	9316194014	
18	Slide Switch Cover	9316267015	
--	Display Assy	9707570021	
19	Indicator PCB	9707571042	
20	Display Cover	9316191013	
21	Thermistor Holder	9316192027	
22	Motor Holder	9316195011	
23	Bearing C Assy	9306628024	
24	Crossflow Fan Assy	9312004034	
25	Fan Motor, MFD-14TXAN	9602850013	
26	Crossflow Fan B Assy	9316309012	
27	Fan Motor, MFD-14SXAN	9602851010	
28	Casing Assy	9316411012	
--	Holder (Conduit)	9320432003	

Ref	Description	Parts number	
31	Base	9316193024	
32	Base Cover A	9316197015	
33	Base Cover B	9316373013	
34	Evaporator Total Assy (9, 12)	9316091443	
34	Evaporator Total Assy (15)	9316091047	

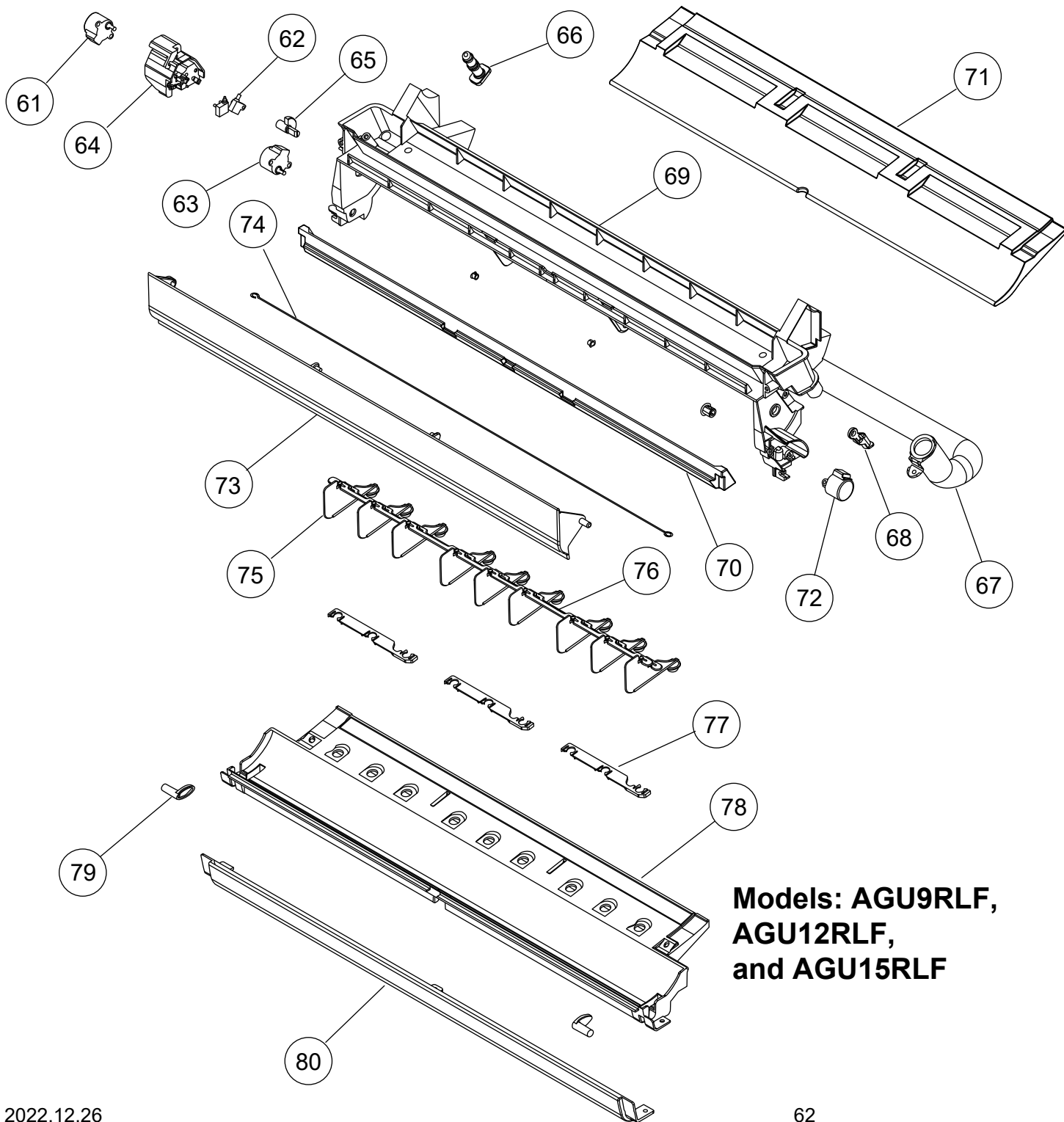


Models: AGU9RLF, AGU12RLF, and AGU15RLF

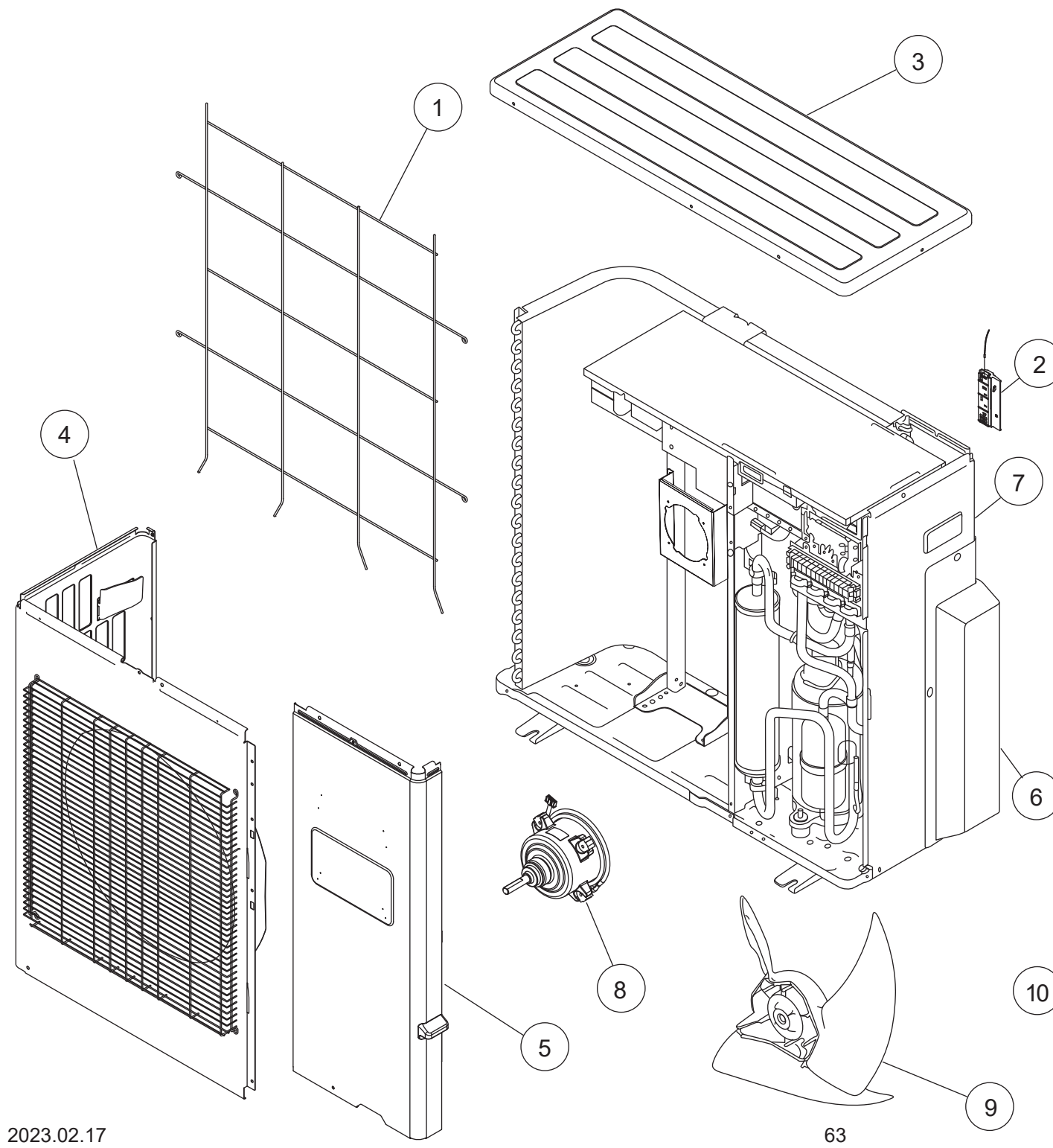
Models: AGU9RLF, AGU12RLF,
and AGU15RLF



Ref	Description	Parts number	
41	Casing Assy (Includes 42-55)	9316411012	
42	Casing Cover F	9316308015	
43	Casing Cover B	9316273016	
44	Casing Cover LR	9316310018	
45	Louver U (upper)	9316205017	
46	Louver Z (lower)	9316206014	
47	Top Cover	9316207011	
48	Spacer C	9315281012	
49	Spacer D	9315282019	
50	R and L Louver U	9316208018	
51	Joint U	9316209015	
52	Guard Holder	9316210011	
53	Fan Guard	9316211018	
54	Gear Case	9316213012	
55	Gear A	9309994003	
56	Step Motor (up / down)	9900384043	

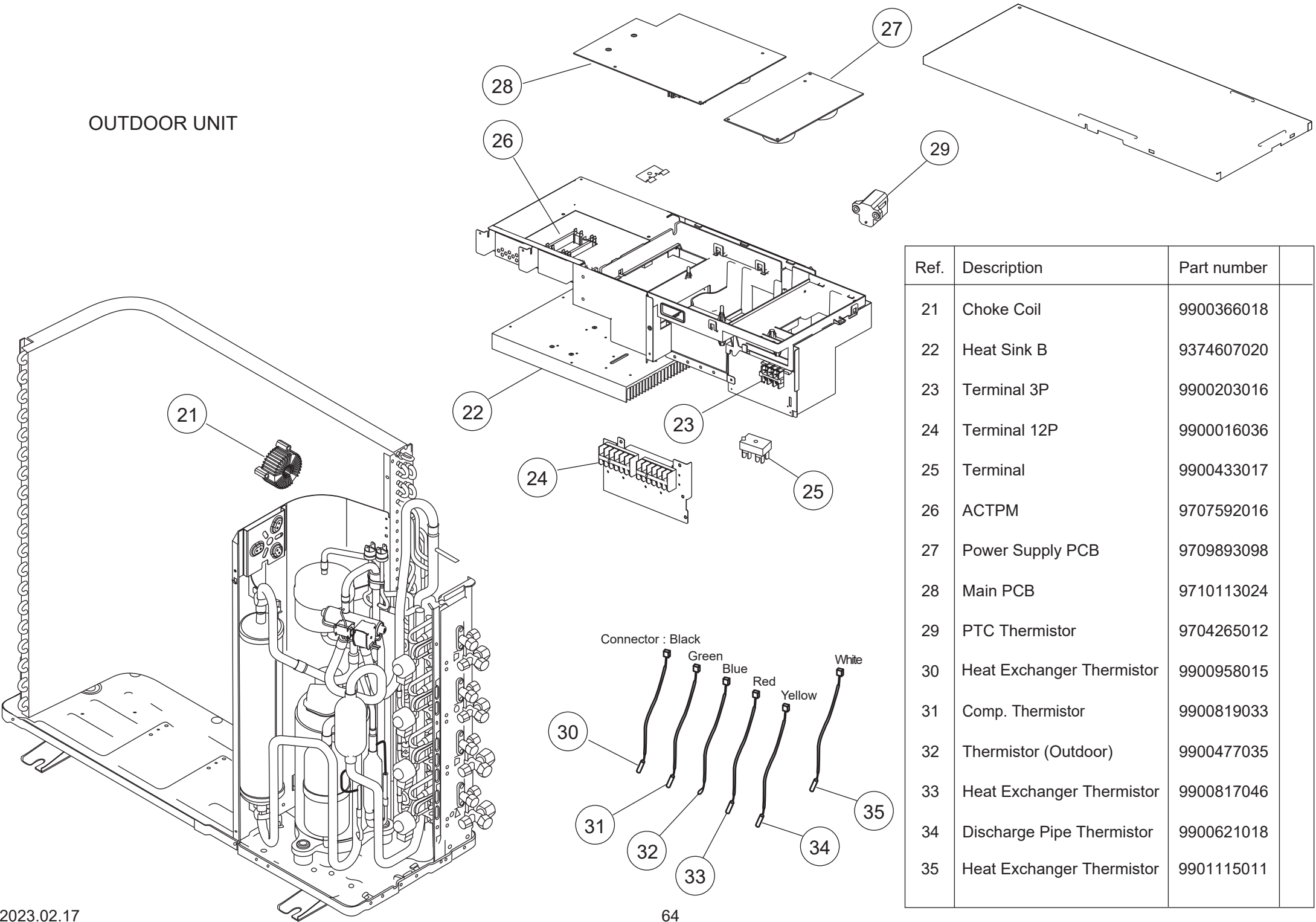


Ref	Description	Parts number	
61	Motor Step (Damper)	9900384050	
62	Micro Switch (Limit Switch)	9900424015	
63	Motor Step (Damper Lock Left)	9900384067	
--	Drain Pan Assy (Includes number 64-71,73-80)	9316412033	
64	Limit Switch Cover	9316217010	
65	Key Top	9316218017	
66	Drain Cap	9316177017	
67	Drain Hose Assy	9314147029	
68	Drain Holder	9316384019	
69	Drain Pan U	9316214026	
70	Drain Cover F	9316274013	
71	Drain Cover B	9316386013	
72	Step Motor (Damper Lock Right)	9900384074	
73	Damper	9316216013	
74	Fan Guard Z	9316918009	
75	R and L Louver Z	9316334014	
76	Joint Z	9316335011	
77	Spacer D	9315282019	
78	Drain Pan Z	9316215016	
79	Stopper	9316219014	
80	Under Cover	9316374010	



PARTS
OUTDOOR UNIT
AOU36RLXFZ1

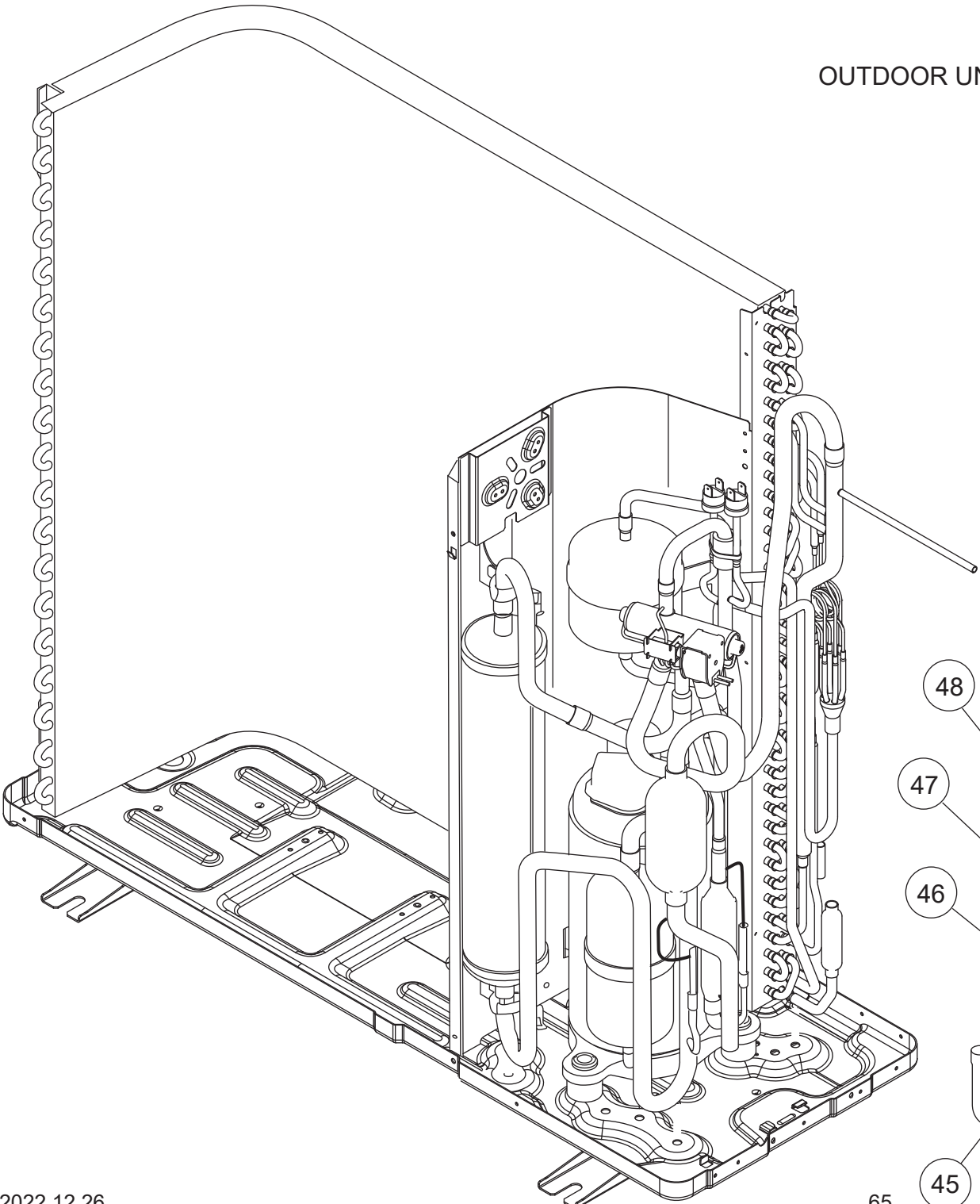
Ref.	Description	Part number	
1	Protective Net M	9375381011	
-	Rubber (Net)	9375361013	
2	Thermo holder	9375211011	
3	Top Panel Sub Assy	9374417025	
4	Front Panel Sub Assy	9374414079	
5	Service Panel Sub Assy	9374415038	
6	Valve Cover Sub Assy	9374827015	
7	Right Panel Sub Assy	9374416097	
8	Fan Motor Assy (Service unit)	9379853019	
9	Propeller Fan Assy	9366378020 9366378037	
10	Drain Assy	9303029015	
11	Drain Cap	313166024302	



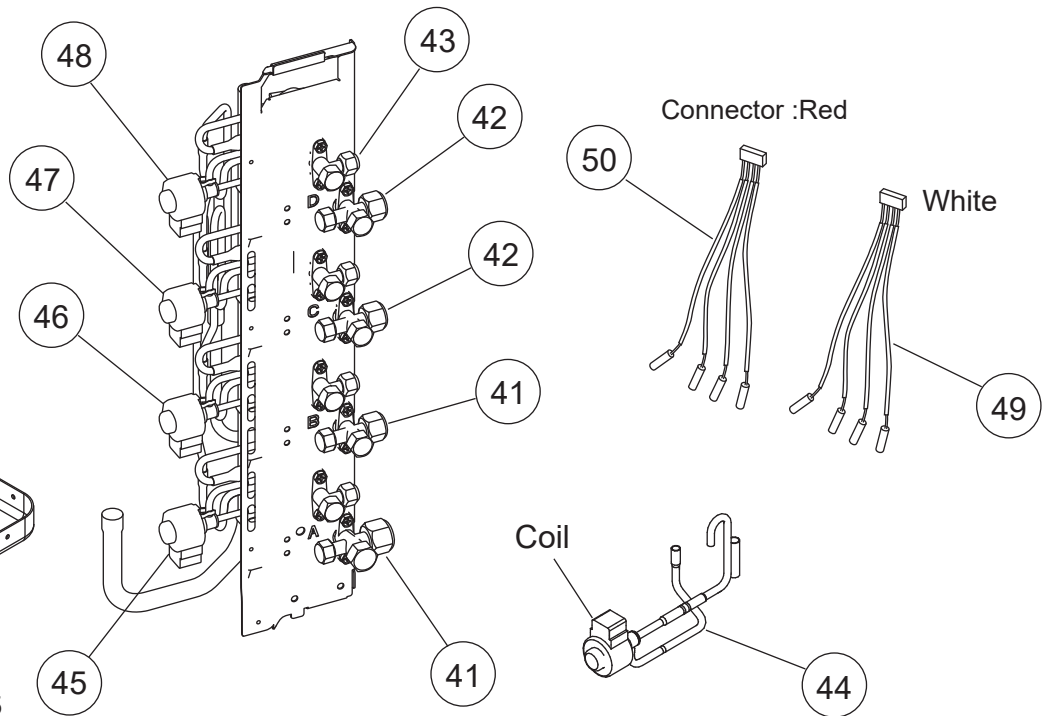
OUTDOOR UNIT

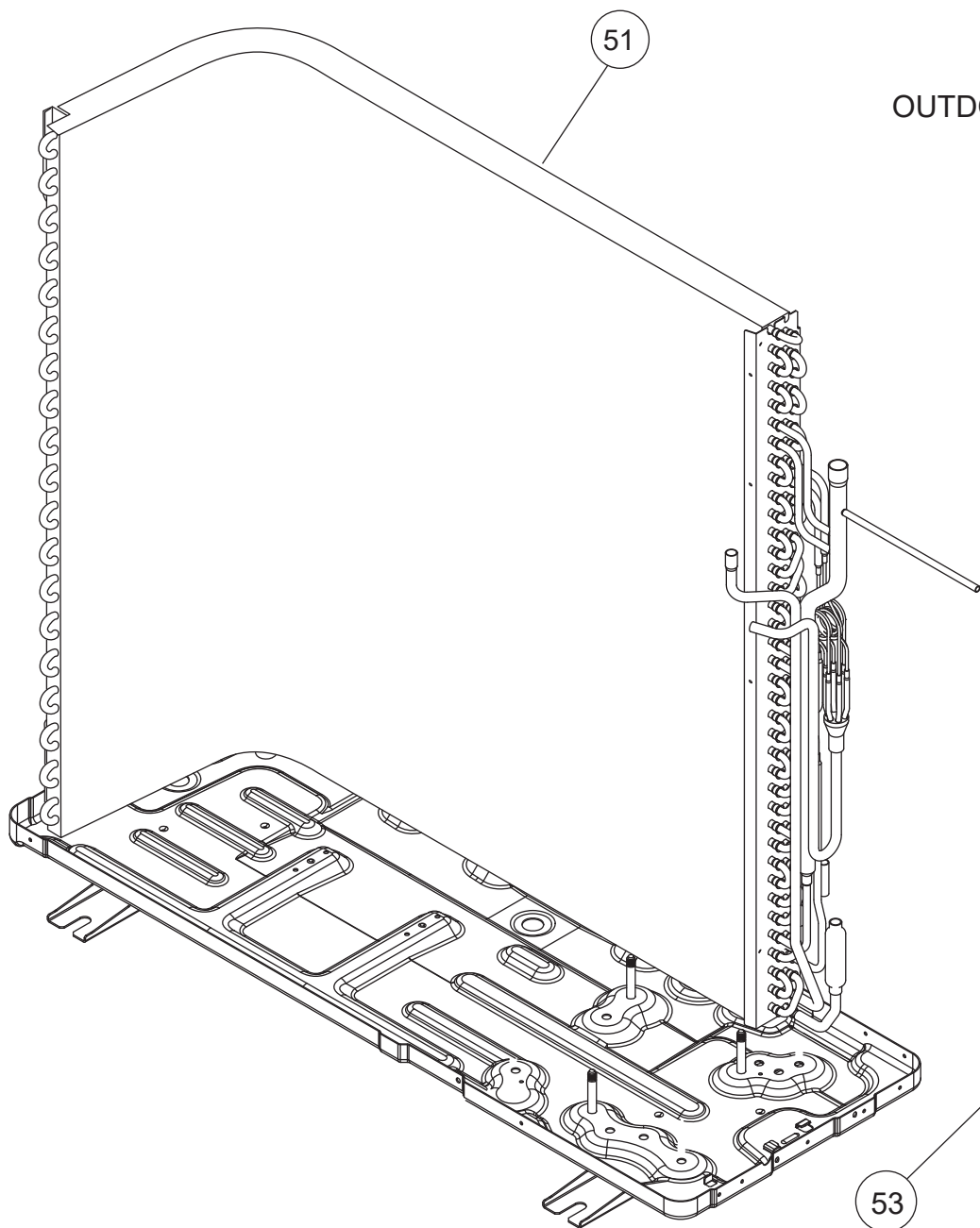
Ref.	Description	Part number	
21	Choke Coil	9900366018	
22	Heat Sink B	9374607020	
23	Terminal 3P	9900203016	
24	Terminal 12P	9900016036	
25	Terminal	9900433017	
26	ACTPM	9707592016	
27	Power Supply PCB	9709893098	
28	Main PCB	9710113024	
29	PTC Thermistor	9704265012	
30	Heat Exchanger Thermistor	9900958015	
31	Comp. Thermistor	9900819033	
32	Thermistor (Outdoor)	9900477035	
33	Heat Exchanger Thermistor	9900817046	
34	Discharge Pipe Thermistor	9900621018	
35	Heat Exchanger Thermistor	9901115011	

OUTDOOR UNIT



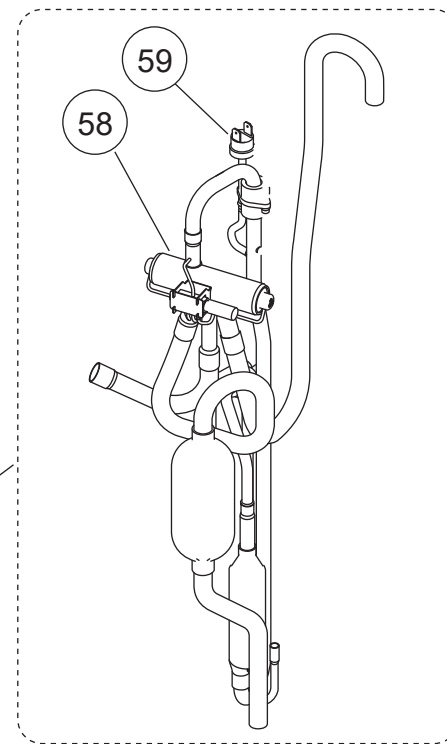
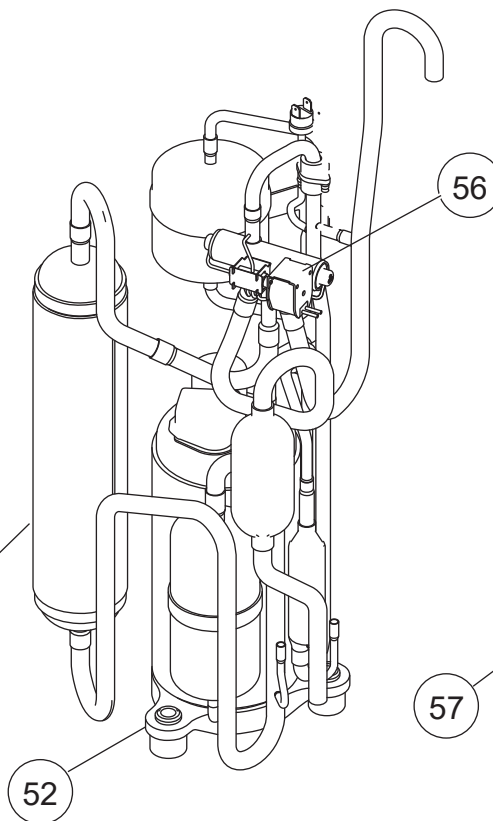
Ref.	Description	Part number	
41	3-way Valve Assy (1/2")	9378282018	
42	3-way Valve Assy (3/8")	9377958013	
43	2-way Valve Assy	9375614027	
44	Expansion Valve Assy	9370947151	
45	Expansion Valve Coil (A=Red)	9970101069	
46	Expansion Valve Coil (B=White)	9970101038	
47	Expansion Valve Coil (C=Green)	9970101045	
48	Expansion Valve Coil (D=Blue)	9970101052	
49	Thermistor Assy (White)	9900965013	
50	Thermistor Assy (Red)	9900959012	





OUTDOOR UNIT


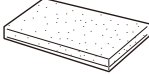


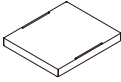





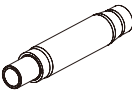
Ref.	Description	Part number	
51	Condenser A Sub Assy	9374420445	
52	Compressor Assy	9810135001	
53	Accumulator Sub Assy	9374426201	
56	Solenoid	9900165055	
57	4-way Valve Assy	9374425433	
58	4-way Valve	9900164010	
59	Pressure Switch	9900186012	



Accessories (Indoor unit)





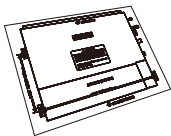


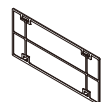
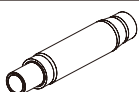




1. Compact cassette type

■ Models: ACUH07LUAS1, ACUH09LUAS1, ACUH12LUAS1, and ACUH18LUAS1

Part name	Exterior	Q'ty	Part name	Exterior	Q'ty
Operating manual		1	Drain hose insulation		1
Installation manual		1	Hose band		1
Template (Carton top)		1	Coupler heat insulation (large)		1
Special nut A (large flange)		4	Coupler heat insulation (small)		1
Special nut B (small flange)		4	Cable tie (for electrical wiring)		2
Drain hose		1			





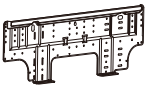



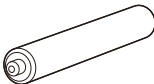
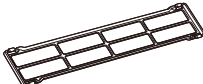


2. Slim duct type

■ **Models: ADUH07LUAS1, ADUH09LUAS1, ADUH12LUAS1, ADUH18LUAS1, and ADUH24LUAS1**





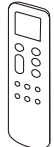
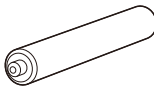

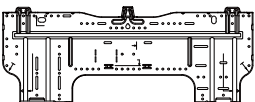

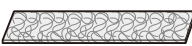



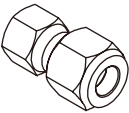
Part name	Exterior	Q'ty	Part name	Exterior	Q'ty
Operating manual		1	Cable tie (large)		4
Installation manual		1	Cable tie (medium)		3
Installation template		1	Filter (small) (Other than 18 model)		2
Washer		8	Filter (large) (For 18/24 models)		2 (18 model) 1 (24 model)
Drain hose		1	Coupler heat insulation (large)		1
Hose band		1	Coupler heat insulation (small)		1
Drain hose insulation B		1			

3. Wall mounted type

■ Models: ASU7RLF1, ASU9RLF1, ASU12RLF1, and ASU15RLF1





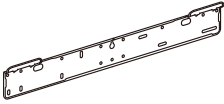






Part name	Exterior	Q'ty	Part name	Exterior	Q'ty
Operating manual		1	Cloth tape		1
Installation manual		1	Tapping screw (large)		5
Wall hook bracket		1	Tapping screw (small)		2
Remote controller		1	Air cleaning filter		2
Battery		2	Filter holder		2
Remote controller holder		1	Seal A • It is necessary when using 15 model. • It is used when the diameter of gas pipe is Ø1/2 in (12.70 mm) or more.		1

■ **Models: ASUH07LPAS, ASUH09LPAS, ASUH12LPAS, ASUH15LPAS, ASUH18LPAS, and ASUH24LPAS**

Part name	Exterior	Q'ty	Part name	Exterior	Q'ty
Operating manual		1	Tapping screw (large)		5
Installation manual		1	Tapping screw (small)		2
Remote controller		1	Battery		2
Remote controller holder		1	Wall hook bracket		1
Cloth tape		1	Ion deodorization filter		1
Filter holder		2	Apple-catechin filter		1
Seal A <ul style="list-style-type: none"> It is necessary when using 15 model. It is used when the diameter of gas pipe is Ø1/2 in (12.70 mm) or more. 		1	Adapter, 1/2 (12.7)→5/8 (15.88) [in (mm)] (Only for 24 model)		1


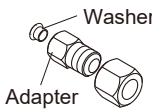

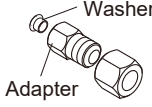

4. Floor type

■ Models: AGU9RLF, AGU12RLF, and AGU15RLF

Part name	Exterior	Q'ty	Part name	Exterior	Q'ty
Operating manual		1	Cable tie		1
Installation manual		1	Cloth tape		1
Wall hook bracket		1	Tapping screw (large)		9
Remote controller		1	Tapping screw (small)		2
Battery		2	Air cleaning filter		2
Remote controller holder		1			

Accessories (Outdoor unit)

■ Model: AOU36RLXFZ1

Part name	Exterior	Q'ty	Part name	Exterior	Q'ty
Installation manual		1	Adapter assembly, 1/2 (12.7)→3/8 (9.52) [in (mm)]		1
Drain cap		5	Adapter assembly, 1/2 (12.7)→5/8 (15.88) [in (mm)]		1
Drain pipe		1			

