



## TECHNICAL GUIDE

### LX SERIES SPLIT SYSTEM HEAT PUMPS

14 SEER – R-410A – 3 PHASE  
2.5 THRU 5 NOMINAL TONS  
MODELS: THE18 THRU 60

FOR INSTALLATION IN ALL US REGIONS AND CANADA



Due to continuous product improvement, specifications are subject to change without notice.

Visit us on the web at

[www.simplygettingthejobdone.com](http://www.simplygettingthejobdone.com) and  
[www.colemanac.com](http://www.colemanac.com)

Additional rating information can be found at  
[www.ahridirectory.org](http://www.ahridirectory.org)

### WARRANTY SUMMARY\*

Standard 1-Year limited parts warranty.

Standard 5-Years limited compressor warranty.

\*Does not apply to R-22 models or internet sales.

See Limited Warranty certificate in User's Information Manual for details.

## DESCRIPTION

The THE model outdoor units are optimized for the 14 SEER / 8.2 HSPF Minimum Efficiency in all US Regions, and are specifically designed to be matched with Coleman indoor coils, furnaces, and air handlers to provide a complete system solution.

## FEATURES

- **Easier Installation** - Independent panels provide quick access for unit setup. Installation time is reduced by easy power and control wiring access. The factory installed filter-drier and factory charge for a 15-Ft lineset means less time spent brazing and charging the system. The small base dimension and reduced unit clearances make for easier retrofits.
- **Accessible Information** - QR code on unit provides quick access to technical documents and warranty information.
- **Durable Finish** - The coated steel wire fan guard, coated external fasteners, and pre-treated G90-equivalent galvanized steel chassis components resist corrosion and rust creep. Champagne colored powdercoat paint further protects external panels.
- **Rugged Coil Protection** - Coils are protected from mechanical damage by a proven stamped steel coil guard design.
- **Quality Coils** - Enhanced aluminum fins are mechanically bonded to copper tubing.
- **Protected Compressor** - Compressors are protected internally by a high pressure relief valve and a temperature sensor, and externally by the system high and low pressure switches. The liquid line filter-drier is factory installed to protect the compressor against moisture and debris.
- **Reliable Operation** - Ball bearing fan motors provide superior performance in extreme temperatures. Factory installed accumulator ensures proper functioning across a wide range of conditions.
- **Environmentally Friendly** - CFC-free R-410A refrigerant delivers environmentally friendly performance with zero ozone depletion.
- **Top Discharge** - Warm air is blown up, away from the structure and any landscaping and allows compact location on multi-unit applications.
- **Low Operating Sound Levels** - Developed using CFD and FEA tools, the sturdy cabinet and top design provides sound performance of 76 dBA or lower. Compatible accessories for further sound reduction are also available.
- **Better Service Access** - Diagonal base valves with open access for low-loss fittings, single panel access to the electrical controls, full corner access, and removable fan guard allow easy access for unit maintenance.
- **Agency Listed** - Safety certified by CSA to UL 1995 / CSA 22.2. Performance certified to ANSI/AHRI Standard 210/240 in accordance with the Unitary Small Equipment certification program.

## LIST OF SECTIONS

DESCRIPTION .....	1
FEATURES .....	1
NOMENCLATURE .....	2
PHYSICAL AND ELECTRICAL DATA .....	3
DIMENSIONS .....	3
SYSTEM CHARGE FOR VARIOUS MATCHED SYSTEMS .....	4
SYSTEM CAPACITY - Single Piece and Modular Air Handlers ..	5
SYSTEM CAPACITY - Upflow, Downflow & Horizontal Furnaces and Coils (Coil Only Ratings) .....	7
SYSTEM CAPACITY - With High Efficiency Motor Furnaces ....	8
APPLICATION & ACCESSORIES .....	21
SOUND POWER RATINGS - COOLING .....	21
MECHANICAL SPECIFICATIONS .....	22
TYPICAL INSTALLATION .....	23
TYPICAL FIELD WIRING .....	24
ALTERNATIVE INSTALLATION CLEARANCES .....	24
PERFORMANCE DATA - 2.5 TON .....	25
PERFORMANCE DATA - 3 TON .....	31
PERFORMANCE DATA - 3.5 TON .....	35
PERFORMANCE DATA - 4 TON .....	39
PERFORMANCE DATA - 5 TON .....	43

## NOMENCLATURE

BRAND	<b>T</b>	T = Factory Branded
PRODUCT TYPE	<b>H</b>	H = Heat Pump
NOMINAL SERIES EFFICIENCY AND STAGING	<b>E</b>	E = 14 SEER / 1-Stage
NOMINAL UNIT CAPACITY (MBH)	<b>36</b>	30 = 2.5 Ton      48 = 4 Ton 36 = 3 Ton      60 = 5 Ton 42 = 3.5 Ton
REFRIGERANT	<b>B</b>	B = R-410A
VOLTAGE (Voltage-Phase-Hertz)	<b>3</b>	3 = 208/230-3-60 4 = 460-3-60
GENERATION (MAJOR REVISION)	<b>1</b>	1 = 1st Gen 2 = 2nd Gen etc
FACTORY OPTION	<b>S</b>	S = Standard (No Options)
STYLE LETTER (MINOR REVISION) NOT USED FOR ORDERING	<b>A</b>	A = Style A B = Style B etc

## PHYSICAL AND ELECTRICAL DATA

MODEL		THE30 B31S	THE36 B32S	THE42 B32S	THE48 B32S	THE60 B32S	THE30 B41S	THE36 B42S	THE42 B42S	THE48 B42S	THE60 B42S
Unit Supply Voltage		208-230V, 3 $\phi$ , 60Hz					460V, 3 $\phi$ , 60Hz				
Normal Voltage Range <sup>1</sup>		187 to 252					432 to 504				
Minimum Circuit Ampacity		12.5	15.8	19.7	18.5	21.3	6.0	8.8	9.1	8.7	10.4
Max. Overcurrent Device Amps <sup>2</sup>		20	25	30	30	35	15	15	15	15	15
Min. Overcurrent Device Amps <sup>3</sup>		15	20	20	20	25	15	15	15	15	15
Compressor	Type	Scroll	Scroll	Scroll	Scroll	Scroll	Scroll	Scroll	Scroll	Scroll	Scroll
	Rated Load Amps	9.9	10.4	13.5	15.3	17.8	4.7	5.8	6.0	6.9	8.6
	Locked Rotor Amps	58.0	73.0	88.0	83.1	110.0	38.0	38.0	44.0	41.0	52.0
Crankcase Heater		No	No	No	No	No	No	No	No	No	No
Factory External Discharge Muffler		Yes	Yes	Yes	Yes	Yes	Yes	Yes	Yes	Yes	Yes
Fan Diameter Inches		24	26	26	26	26	24	26	26	26	26
Fan Motor	Type	PSC	ECM	ECM	PSC	PSC	PSC	ECM	ECM	PSC	PSC
	Rated HP	1/4	1/3	1/3	1/4	1/4	1/4	1/3	1/3	1/4	1/4
	Rated Load Amps	1.30	2.8	2.8	1.30	1.30	0.65	1.6	1.6	0.60	0.60
	Nominal RPM	850	834	834	850	850	850	834	834	850	850
	Nominal CFM	2995	3715	4000	4100	4100	2995	4000	4000	4100	4100
Coil	Face Area Sq. Ft.	23.82	26.40	26.40	26.40	28.80	23.82	26.40	26.40	26.40	28.80
	Rows Deep	1	1	1	2	2	1	1	1	2	2
	Fins / Inch	22	22	22	18	18	22	22	22	18	18
Liquid Line Set OD (Field Installed)		3/8	3/8	3/8	3/8	3/8	3/8	3/8	3/8	3/8	3/8
Vapor Line Set OD (Field Installed) <sup>4</sup>		3/4	3/4	7/8	7/8	1-1/8 <sup>‡</sup>	3/4	3/4	7/8	7/8	1-1/8 <sup>‡</sup>
Unit Charge (Lbs. - Oz.) <sup>5</sup>		7 - 15	9 - 1	10 - 5	15 - 4	14 - 10	7 - 15	9 - 1	10 - 5	15 - 4	14 - 10
Charge Per Foot, Oz.		0.62	0.62	0.67	0.67	0.75	0.62	0.62	0.67	0.67	0.75
Operating Weight Lbs.		181	235	235	240	261	181	235	235	240	261

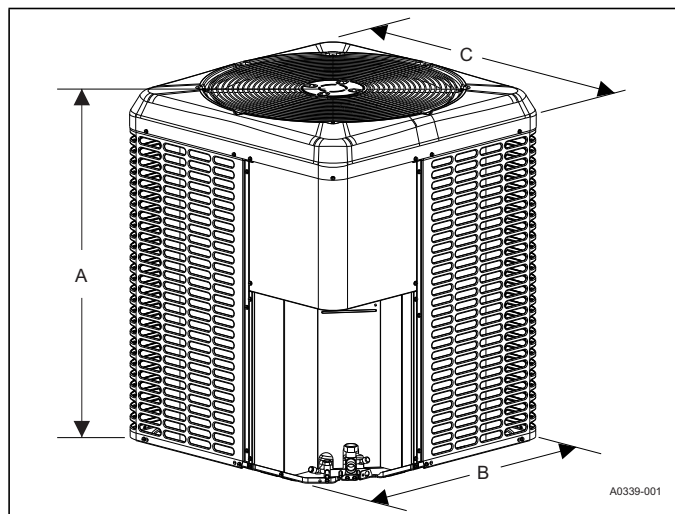
1. Rated in accordance with AHRI Standard 110-2012, utilization range "A".

2. Dual element fuses or HACR circuit breaker. Maximum allowable overcurrent protection.

3. Dual element fuses or HACR circuit breaker. Minimum recommended overcurrent protection.

4. For applications with non-standard vapor line sizes, see the "Applications & Accessories" section of this Technical Guide.

5. The Unit Charge is correct for the outdoor unit, smallest matched indoor unit, and 15 feet of refrigerant tubing. For tubing lengths other than 15 feet, add or subtract the amount of refrigerant, using the difference in actual lineset length (not the equivalent length) multiplied by the per foot value.



## DIMENSIONS

Unit Model	Dimensions (Inches)			Refrigerant Connection Service Valve Size	
	A	B	C	Liquid	Vapor
THE30B(3,4)1S	39-1/2	35-1/4	31-3/4	3/8	3/4
THE36B(3,4)2S	39-1/2	38	34-1/4		
THE42B(3,4)2S	39-1/2	38	34-1/4		7/8
THE48B(3,4)1S	39-1/2	38	34-1/4		
THE60B(3,4)1S	42-3/4	38	34-1/4		7/8 <sup>‡</sup>

<sup>‡</sup> Adapter fitting must be field installed for the required 1-1/8" line set.

All dimensions are in inches and are subject to change without notice.

Overall height is from bottom of base pan to top of fan guard.

Overall length and width include screw heads.

**SYSTEM CHARGE FOR VARIOUS MATCHED SYSTEMS**

Outdoor Unit	THE30B(3,4)1S	THE36B(3,4)2S	THE42B(3,4)2S	THE48B(3,4)1S	THE60B(3,4)1S
Required TXV <sup>1,2</sup>	BA1 or BB1	BA1	BC1	BC1	BG1 or BC1
Defrost jumper pin setting	2	3	2	4	2
Indoor Unit <sup>3,4,5</sup>	Additional Charge, oz				
AP30B	0	—	—	—	—
AP36B	0	—	—	—	—
AP36C	—	—	—	—	—
AP37C	—	8	—	—	—
AP42C	—	—	—	—	—
AP48(C,D)	—	—	0	—	—
AP60(C,D)	—	—	—	—	—
AE30B	0	—	—	—	—
AE36(B,C)	0	—	—	—	—
AE42C	3	8	0	—	—
AE48(C,D)	—	8	0	0	—
AE60C	—	—	—	8	—
AE60D	—	—	—	—	2
AVC30B	0	—	—	—	—
AVC36(B,C)	0	—	—	—	—
AVC42C	3	8	0	—	—
AVC48(C,D)	—	8	0	0	—
AVC60C	—	—	—	8	—
AVC60D	—	—	—	—	2
CF/CM/CU30(A,B,C)	0	—	—	—	—
CF/CM/CU36(A,B,C)	0	—	—	—	—
CF/CM/CU42(B,C,D)	3	—	—	—	—
CF/CM/CU48(C,D)	—	8	0	0	—
CF/CM/CU60(C,D)	—	—	—	8	—
CF/CM64D	—	—	—	—	2

Some of the combinations shown in the above System Charge table require Advanced Main Air Circulating Fan indoor product. For approved coil only matches, please see the "COOLING CAPACITY - Upflow, Downflow & Horizontal Furnaces and Coils" table.

**FOOTNOTES:**

1. For applications requiring a TXV, use S1-1TVM\*\*\* series kit.
2. A TXV kit must be used with these indoor units to obtain system performance.
3. Systems matched with furnaces or air handlers not equipped with blower-off delays may require 60 second time delay.
4. CF coils cannot be used in horizontal applications.
5. Charge adders shown above do not indicate that coils are rated for every application. Refer to Performance Data Tables for actual performance for specified system matches. Obtain certified system ratings from [www.ahridirectory.org](http://www.ahridirectory.org).

**CHARGING PROCEDURES:**

1. Check the Factory Unit Charge listed on the unit data plate to verify the refrigerant charge for the outdoor unit, the smallest matched indoor unit, and the 15 feet of interconnecting lineset.
2. Verify the indoor metering device and additional charge required for the specific matched indoor unit in the system using the above table.
3. Add additional charge for the amount of interconnecting lineset greater than 15 feet at the rate specified in the Physical and Electrical Data Table.
4. For installations requiring additional charge, weigh in refrigerant for the specific matching indoor unit and actual lineset length.
5. Once the charge adders for matched indoor unit and for lineset have been weighed in, verify the system operation against the temperatures and pressures in the Charging Chart for the outdoor unit. Locate Charging Charts on the outdoor unit and also in the Service Data Application Guide on [www.simplygettingthejobdone.com](http://www.simplygettingthejobdone.com). Follow the Subcool or the Superheat charging procedure in the Installation Manual according to the type of indoor metering device in the system, and allow ten minutes after each charge adjustment for the system operation to stabilize. Record the charge adjustment made to match the Charging Chart.
6. Permanently stamp the unit data plate with the TOTAL SYSTEM CHARGE defined as follows: TOTAL SYSTEM CHARGE = Base Charge (as shipped) + charge adder for matched indoor unit (+ or -) charge adder for actual lineset length + charge adjustments to match the Charging Chart.

# SYSTEM CAPACITY - Single Piece and Modular Air Handlers

UNIT MODEL	AIR HANDLER		COIL MODEL <sup>3</sup>	RATED CFM	COOLING <sup>1</sup>				HEATING <sup>2</sup>					
	MODEL	WIDTH			NET MBH		SEER	EER	NET MBH		HSPF Region IV	HSPF Region V	COP	
					TOTAL	SENS.			47°F OD	17°F OD			47°F OD	17°F OD
THE30B(3,4)1S	AE30BX21	17.5	–	1000	28.4	21.1	14.00	12.00	28.0	19.2	8.20	7.13	3.36	2.40
THE30B(3,4)1S	AE36BX21	17.5	–	1000	29.4	21.8	15.50	13.00	29.0	19.5	9.00	7.82	3.96	2.76
THE30B(3,4)1S	AE36CX21	21.0	–	1000	29.4	22.0	15.75	13.00	29.0	19.4	9.00	7.82	4.00	2.80
THE30B(3,4)1S	AE42CX21	21.0	–	1000	29.6	22.2	16.00	13.00	28.6	19.4	9.00	7.82	4.06	2.84
THE30B(3,4)1S	AP30BX21	17.5	–	1000	28.8	21.2	14.00	12.00	29.6	20.0	8.55	7.43	3.74	2.62
THE30B(3,4)1S	AP36BX21	17.5	–	1000	28.8	21.4	14.00	12.00	29.6	20.0	8.55	7.43	3.76	2.64
THE30B(3,4)1S	AVC30BX21	17.5	–	1000	28.4	21.1	14.00	12.00	28.0	19.2	8.20	7.13	3.36	2.40
THE30B(3,4)1S	AVC36BX21	17.5	–	975	29.4	21.8	15.50	13.00	29.0	19.4	9.00	7.82	3.98	2.78
THE30B(3,4)1S	AVC36CX21	21.0	–	975	29.6	21.8	16.00	13.00	28.8	19.3	9.00	7.82	4.04	2.82
THE30B(3,4)1S	AVC42CX21	21.0	–	975	29.2	21.8	15.75	13.00	28.6	19.3	9.00	7.82	4.04	2.84
THE30B(3,4)1S	ME12BN21	17.5	CF/CM36B	1000	29.2	21.8	15.25	12.75	29.0	19.5	9.00	7.82	3.94	2.76
THE30B(3,4)1S	ME12BN21	17.5	CF42B	975	29.6	22.0	15.50	13.00	28.6	19.1	9.00	7.82	3.96	2.72
THE30B(3,4)1S	ME14DN21	24.5	CF/CM36D	1000	29.4	22.0	16.00	13.00	29.0	19.3	9.00	7.82	4.02	2.80
THE30B(3,4)1S	ME14DN21	24.5	CF/CM42D	1000	29.8	22.2	16.00	13.00	28.4	18.9	9.00	7.82	4.04	2.78
THE30B(3,4)1S	ME16CN21	21.0	CF/CM36C	1000	29.2	21.6	14.75	12.25	29.2	19.7	9.00	7.82	3.86	2.70
THE30B(3,4)1S	ME16CN21	21.0	CF/CM42C	1000	29.4	21.8	15.00	12.50	28.8	19.2	9.00	7.82	3.88	2.68
THE36B(3,4)2S	AE42CX21	21.0	–	1000	36.0	25.8	15.75	13.00	34.8	22.4	8.75	7.95	3.64	2.58
THE36B(3,4)2S	AE48CX21	21.0	–	1250	36.6	28.6	15.75	13.00	35.0	22.6	9.00	8.10	3.80	2.62
THE36B(3,4)2S	AE48DX21	24.5	–	1100	36.2	26.8	15.75	13.00	34.8	22.4	9.00	8.05	3.76	2.62
THE36B(3,4)2S	AP37CX21	21.0	–	1200	36.0	25.2	14.00	12.00	35.8	23.4	8.75	7.75	3.54	2.46
THE36B(3,4)2S	AP48DX21	24.5	–	1350	36.0	29.2	14.00	11.75	36.0	23.6	8.50	7.75	3.56	2.46
THE36B(3,4)2S	AVC42CX21	21.0	–	1150	36.2	27.2	15.75	13.00	35.0	22.6	9.00	8.00	3.70	2.58
THE36B(3,4)2S	AVC48CX21	21.0	–	1275	36.6	29.0	15.75	13.00	35.0	22.6	9.00	8.05	3.76	2.60
THE36B(3,4)2S	AVC48DX21	24.5	–	1025	36.0	25.8	15.75	13.00	34.8	22.4	9.00	7.95	3.66	2.58
THE36B(3,4)2S	ME12CN21	21.0	CF/CM48C	1000	36.0	25.6	15.75	12.75	34.8	22.6	8.75	7.50	3.62	2.58
THE36B(3,4)2S	ME14DN21	24.5	CF/CM48D	1025	36.0	25.8	15.75	13.00	34.8	22.4	9.00	7.95	3.66	2.58
THE36B(3,4)2S	ME16CN21	21.0	CF/CM48C	1100	36.0	26.6	15.75	13.00	35.0	22.6	9.00	8.00	3.70	2.58
THE36B(3,4)2S	ME20DN21	24.5	CF/CM48D	1275	36.6	28.8	15.75	13.00	34.8	22.4	9.00	8.10	3.82	2.64
THE36B(3,4)2S	MVC12CN21	21.0	CF/CM48C	1000	36.0	25.8	15.75	13.00	34.8	22.4	8.75	7.95	3.64	2.58
THE36B(3,4)2S	MVC14DN21	24.5	CF/CM48D	1000	36.0	25.8	15.75	13.00	34.8	22.4	9.00	8.00	3.66	2.60
THE36B(3,4)2S	MVC16CN21	21.0	CF/CM48C	1025	36.0	25.8	15.75	13.00	34.8	22.4	9.00	7.95	3.66	2.58
THE36B(3,4)2S	MVC20DN21	24.5	CF/CM48D	1175	36.6	27.8	15.75	13.00	34.8	22.4	9.00	8.10	3.78	2.62
THE42B(3,4)2S	AE42CX21	21.0	–	1150	40.0	29.2	15.00	12.25	40.0	25.2	8.20	7.25	3.36	2.64
THE42B(3,4)2S	AE48CX21	21.0	–	1200	40.5	30.0	15.25	12.25	40.0	25.2	8.20	7.25	3.44	2.66
THE42B(3,4)2S	AE48DX21	24.5	–	1250	40.5	30.8	15.50	12.50	39.5	25.0	8.50	7.50	3.50	2.70
THE42B(3,4)2S	AP48CX21	21.0	–	1450	41.0	30.2	14.00	11.75	40.5	25.8	8.20	7.55	3.34	2.58
THE42B(3,4)2S	AP48DX21	24.5	–	1475	41.0	33.2	14.00	11.25	40.5	26.0	8.20	7.25	3.36	2.56

**SYSTEM CAPACITY - Single Piece and Modular Air Handlers**

UNIT MODEL	AIR HANDLER		COIL MODEL <sup>3</sup>	RATED CFM	COOLING <sup>1</sup>				HEATING <sup>2</sup>					
	MODEL	WIDTH			NET MBH		SEER	EER	NET MBH		HSPF Region IV	HSPF Region V	COP	
					TOTAL	SENS.			47°F OD	17°F OD			47°F OD	17°F OD
THE42B(3,4)2S	AVC42CX21	21.0	–	1150	40.0	29.2	15.00	12.25	40.0	25.4	8.20	7.25	3.34	2.62
THE42B(3,4)2S	AVC48CX21	21.0	–	1200	40.5	30.0	15.00	12.25	40.0	25.4	8.20	7.25	3.38	2.64
THE42B(3,4)2S	AVC48DX21	24.5	–	1150	40.5	29.6	15.50	12.25	40.0	25.2	8.20	7.25	3.38	2.66
THE42B(3,4)2S	ME14DN21	24.5	CF/CM48D	1200	40.5	30.0	15.25	12.25	40.0	25.2	8.20	7.25	3.40	2.66
THE42B(3,4)2S	ME16CN21	21.0	CF/CM48C	1325	40.5	31.6	15.00	12.20	40.0	25.4	8.20	7.25	3.42	2.64
THE42B(3,4)2S	ME20DN21	24.5	CF/CM48D	1275	41.0	31.2	15.50	12.50	39.5	25.2	8.50	7.50	3.46	2.66
THE42B(3,4)2S	MVC14DN21	24.5	CF/CM48D	1175	40.5	29.8	15.50	12.50	40.0	25.0	8.20	7.25	3.40	2.68
THE42B(3,4)2S	MVC16CN21	21.0	CF/CM48C	1150	40.5	29.6	15.25	12.25	40.0	25.2	8.20	7.25	3.36	2.66
THE42B(3,4)2S	MVC20DN21	24.5	CF/CM48D	1175	40.5	29.8	15.50	12.50	40.0	25.0	8.20	7.25	3.40	2.68
THE48B(3,4)1S	AE48CX21	21.0	–	1,400	46.0	31.8	14.25	12.00	47.5	31.4	9.00	7.82	3.58	2.64
THE48B(3,4)1S	AE48DX21	24.5	–	1,400	46.5	32.0	14.50	12.25	47.5	31.4	9.00	7.82	3.62	2.66
THE48B(3,4)1S	AE60CX21	21.0	–	1,520	47.0	33.3	15.00	12.50	47.5	31.4	9.00	7.82	3.66	2.66
THE48B(3,4)1S	AVC48CX21	21.0	–	1,375	46.0	31.6	14.25	12.00	47.5	31.4	9.00	7.82	3.56	2.62
THE48B(3,4)1S	AVC48DX21	24.5	–	1,400	46.5	31.6	14.75	12.25	47.5	31.2	9.00	7.82	3.60	2.66
THE48B(3,4)1S	AVC60CX21	21.0	–	1,350	46.5	31.6	15.00	12.50	47.5	31.2	9.00	7.82	3.56	2.62
THE48B(3,4)1S	ME14DN21	24.5	CF/CM48D	1,400	46.5	32.0	14.50	12.25	47.5	31.4	9.00	7.82	3.60	2.66
THE48B(3,4)1S	ME14DN21	24.5	CF/CM60D	1,400	46.5	32.0	14.25	12.00	48.0	31.4	9.00	7.82	3.54	2.60
THE48B(3,4)1S	ME16CN21	21.0	CF/CM48C	1,400	46.0	31.8	14.50	12.00	47.5	31.4	9.00	7.82	3.58	2.64
THE48B(3,4)1S	ME16CN21	21.0	CF/CM60C	1,400	47.0	32.2	14.50	12.25	47.5	31.2	9.00	7.82	3.58	2.62
THE48B(3,4)1S	ME20DN21	24.5	CF/CM48D	1,400	46.5	31.8	14.50	12.00	47.5	31.4	9.00	7.82	3.60	2.66
THE48B(3,4)1S	ME20DN21	24.5	CF/CM60D	1,400	47.0	32.2	14.75	12.25	47.5	31.2	9.00	7.82	3.58	2.64
THE60B(3,4)1S	AE60DX21	24.5	–	1640	55.5	38.5	14.25	12.00	57.0	37.8	9.00	7.82	3.88	2.82
THE60B(3,4)1S	AVC60DX21	24.5	–	1550	55.5	38.5	14.25	12.00	57.0	37.8	9.00	7.82	3.88	2.82
THE60B(3,4)1S	ME20DN21	24.5	CF/CM64D	1600	55.0	38.0	14.25	12.00	57.0	37.6	9.25	8.04	3.88	2.82

Rated in accordance with DOE test procedures (Federal Register 12-27-79 and 3-18-88) and ANSI/AHRI Standard 210/240.

1. Cooling MBH based on 80°F entering air temperature, 50% RH (Relative Humidity), and rated air flow.

EER (Energy Efficiency Ratio) is the total cooling output in BTUs at 95°F outdoor ambient divided by the total electric power in watt-hours at those conditions.

SEER (Seasonal Energy Efficiency Ratio) is the total cooling output in BTUs during a normal annual usage period for cooling divided by the total electric power input in watt-hours during the same period.

2. Heating MBH based on AHRI standards of 70°F DB (Dry Bulb) entering indoor air, 72% RH (Relative Humidity) outdoor air with 25 feet of interconnecting piping and no supplemental electric heat operation.

HSPF (Heating Seasonal Performance Factor) is the total heating output during a normal annual usage period for heating divided by the total electric power input during the same period.

COP (Coefficient of Performance) equals Heating MBH output divided by (total KW input x 3.412).

3. CM coils available with a factory installed horizontal drain pan. See price pages for specific model number.

— = Not applicable.

\* Notates "Hot Heat Pump" performance. These ratings are not AHRI listed.

MP Modular Air Handlers use Coil Only Ratings.

**SYSTEM CAPACITY - Upflow, Downflow & Horizontal Furnaces and Coils (Coil Only Ratings)**

UNIT MODEL	COIL		CFM RANGE (MIN.-MAX.)	COOLING					HEATING					
	MODEL	WIDTH		RATED CFM	NET MBH		SEER <sup>1</sup>	EER	NET MBH		HSPF Region IV	HSPF Region V	COP	
					TOTAL	SENS.			47°F OD	17°F OD			47°F OD	17°F OD
THE30B(3,4)1S	CF/CM/CU36B	17.5	800 - 1200	1000	28.8	21.2	14.00	12.00	29.6	20.0	8.55	7.43	3.74	2.62
THE30B(3,4)1S	CF/CM/CU36C	21.0	800 - 1200	1000	28.8	21.2	14.00	12.00	29.6	20.0	8.55	7.43	3.74	2.62
THE30B(3,4)1S	CF/CM/CU36D	24.5	800 - 1200	1000	28.8	21.2	14.00	12.00	29.6	20.0	8.55	7.43	3.74	2.62
THE30B(3,4)1S	CF/CM/CU42C	21.0	800 - 1200	1000	29.2	21.6	14.00	12.00	29.2	19.6	8.55	7.43	3.74	2.60
THE30B(3,4)1S	CF/CM/CU42D	24.5	800 - 1200	1000	29.2	21.6	14.00	12.00	29.2	19.6	8.55	7.43	3.74	2.60
THE30B(3,4)1S	CF/CM36A	14.5	800 - 1200	900	28.4	20.2	14.00	12.00	29.4	20.0	8.55	7.43	3.68	2.62
THE36B(3,4)2S	CF/CM/CU48C	21.0	1000 - 1400	1200	36.0	27.6	14.25	12.20	35.8	23.4	8.50	7.75	3.54	2.46
THE36B(3,4)2S	CF/CM/CU48D	24.5	1000 - 1400	1200	36.0	27.6	14.25	12.20	35.8	23.4	8.50	7.75	3.54	2.46
THE42B(3,4)2S	CF/CM/CU48C	21.0	1200 - 1600	1400	40.5	32.0	14.00	11.25	40.5	26.0	8.20	7.30	3.32	2.54
THE42B(3,4)2S	CF/CM/CU48D	24.5	1200 - 1600	1400	40.5	32.0	14.00	11.25	40.5	26.0	8.20	7.30	3.32	2.54
THE48B(3,4)1S	CF/CM/CU60C	21.0	1400 - 1600	1,600	47.0	33.8	14.00	11.75	47.5	32.0	8.20	7.13	3.54	2.50
THE48B(3,4)1S	CF/CM/CU60D	24.5	1400 - 1600	1,600	47.0	33.8	14.00	11.75	47.5	32.0	8.20	7.13	3.54	2.50

For rated condition information, see the footnotes below the System Capacity - Single Piece and Modular Air Handlers table.

1. Systems matched with furnaces or air handlers not equipped with blower-off delays may require 60 second time delay.

— = Not Applicable.

MP Modular Air Handlers use Coil Only Ratings.

PSC furnaces, such as the TG8S, TGLS, and TG9S, use Coil Only Ratings.

**SYSTEM CAPACITY - With High Efficiency Motor Furnaces<sup>1</sup>**

UNIT MODEL	FURNACE		COIL MODEL <sup>2</sup>	COOLING					HEATING					
	MODEL	WIDTH		RATED CFM	NET MBH		SEER	EER	NET MBH		HSPF Region IV	HSPF Region V	COP	
					TOTAL	SENS.			47°F OD	17°F OD			47°F OD	17°F OD
THE30B(3,4)1S	TM8V060A12MP11	14.5	CF/CM36A	975	28.8	21.2	14.25	12.00	29.4	19.8	8.75	7.60	3.80	2.66
THE30B(3,4)1S	TM8V080B12MP11	17.5	CF/CM/CU36B	1025	29.2	21.8	14.75	12.50	29.4	19.7	8.75	7.60	3.86	2.70
THE30B(3,4)1S	TM8V080B12MP11	17.5	CF42B	1000	29.4	21.8	15.00	12.50	29.0	19.3	8.75	7.60	3.86	2.66
THE30B(3,4)1S	TM8V080C16MP11	21.0	CF/CM/CU36C	925	28.8	20.6	15.25	12.75	28.8	19.5	9.00	7.82	3.88	2.76
THE30B(3,4)1S	TM8V080C16MP11	21.0	CF/CM/CU42C	925	29.8	21.4	15.75	13.00	28.4	19.0	9.00	7.82	3.92	2.72
THE30B(3,4)1S	TM8V100C16MP11	21.0	CF/CM/CU36C	925	28.8	20.6	15.25	12.75	28.8	19.5	9.00	7.82	3.88	2.76
THE30B(3,4)1S	TM8V100C16MP11	21.0	CF/CM/CU42C	925	29.8	21.4	15.75	13.00	28.4	19.0	9.00	7.82	3.92	2.72
THE30B(3,4)1S	TM8X060A12MP11	14.5	CF/CM36A	975	29.0	21.2	15.00	12.50	29.2	19.6	8.75	7.60	3.86	2.72
THE30B(3,4)1S	TM8X080B12MP11	17.5	CF/CM/CU36B	1000	29.2	21.8	15.25	12.75	29.2	19.6	9.00	7.82	3.92	2.74
THE30B(3,4)1S	TM8X080B12MP11	17.5	CF42B	1000	29.4	22.0	15.25	12.50	28.8	19.1	9.00	7.82	3.92	2.70
THE30B(3,4)1S	TM8X080C16MP11	21.0	CF/CM/CU36C	1000	29.2	21.8	15.25	12.75	29.0	19.5	9.00	7.82	3.94	2.76
THE30B(3,4)1S	TM8X080C16MP11	21.0	CF/CM/CU36D	1000	29.2	21.8	15.50	12.75	29.0	19.5	9.00	7.82	3.94	2.76
THE30B(3,4)1S	TM8X080C16MP11	21.0	CF/CM/CU42C	1000	29.6	22.0	15.50	13.00	28.6	19.1	9.00	7.82	3.96	2.72
THE30B(3,4)1S	TM8X080C16MP11	21.0	CF/CM/CU42D	1000	29.6	22.0	15.50	12.75	28.6	19.0	9.00	7.82	3.96	2.74
THE30B(3,4)1S	TM8X100C16MP11	21.0	CF/CM/CU36C	1000	29.2	21.8	15.25	12.75	29.0	19.5	9.00	7.82	3.94	2.76
THE30B(3,4)1S	TM8X100C16MP11	21.0	CF/CM/CU36D	1000	29.2	21.8	15.50	12.75	29.0	19.5	9.00	7.82	3.94	2.76
THE30B(3,4)1S	TM8X100C16MP11	21.0	CF/CM/CU42C	1000	29.6	22.0	15.50	13.00	28.6	19.1	9.00	7.82	3.96	2.72
THE30B(3,4)1S	TM8X100C16MP11	21.0	CF/CM/CU42D	1000	29.6	22.0	15.50	12.75	28.6	19.0	9.00	7.82	3.96	2.74
THE30B(3,4)1S	TM8X100C20MP11	21.0	CF/CM/CU36C	1000	29.2	21.8	15.25	12.75	29.0	19.5	9.00	7.82	3.94	2.76
THE30B(3,4)1S	TM8X100C20MP11	21.0	CF/CM/CU36D	1000	29.2	21.8	15.50	12.75	29.0	19.5	9.00	7.82	3.94	2.76
THE30B(3,4)1S	TM8X100C20MP11	21.0	CF/CM/CU42C	1000	29.6	22.0	15.50	13.00	28.6	19.1	9.00	7.82	3.96	2.72
THE30B(3,4)1S	TM8X100C20MP11	21.0	CF/CM/CU42D	1000	29.6	22.0	15.50	12.75	28.6	19.0	9.00	7.82	3.96	2.74
THE30B(3,4)1S	TM8X120C20MP11	21.0	CF/CM/CU36C	1000	29.2	21.8	15.25	12.75	29.0	19.5	9.00	7.82	3.94	2.76
THE30B(3,4)1S	TM8X120C20MP11	21.0	CF/CM/CU36D	1000	29.2	21.8	15.50	12.75	29.0	19.5	9.00	7.82	3.94	2.76
THE30B(3,4)1S	TM8X120C20MP11	21.0	CF/CM/CU42C	1000	29.6	22.0	15.50	13.00	28.6	19.1	9.00	7.82	3.96	2.72
THE30B(3,4)1S	TM8X120C20MP11	21.0	CF/CM/CU42D	1000	29.6	22.0	15.50	12.75	28.6	19.0	9.00	7.82	3.96	2.74
THE30B(3,4)1S	TM8Y060A12MP11	14.5	CF/CM36A	975	29.0	21.2	15.00	12.50	29.2	19.6	8.75	7.60	3.86	2.72
THE30B(3,4)1S	TM8Y080B12MP11	17.5	CF/CM/CU36B	1000	29.2	21.8	15.25	12.75	29.2	19.6	9.00	7.82	3.92	2.74
THE30B(3,4)1S	TM8Y080B12MP11	17.5	CF42B	1000	29.4	22.0	15.25	12.50	28.8	19.1	9.00	7.82	3.92	2.70
THE30B(3,4)1S	TM8Y080C16MP11	21.0	CF/CM/CU36C	1000	29.2	21.8	15.25	12.75	29.0	19.5	9.00	7.82	3.94	2.76
THE30B(3,4)1S	TM8Y080C16MP11	21.0	CF/CM/CU36D	1000	29.2	21.8	15.50	12.75	29.0	19.5	9.00	7.82	3.94	2.76
THE30B(3,4)1S	TM8Y080C16MP11	21.0	CF/CM/CU42C	1000	29.6	22.0	15.50	13.00	28.6	19.1	9.00	7.82	3.96	2.72
THE30B(3,4)1S	TM8Y080C16MP11	21.0	CF/CM/CU42D	1000	29.6	22.0	15.50	12.75	28.6	19.0	9.00	7.82	3.96	2.74
THE30B(3,4)1S	TM8Y100C16MP11	21.0	CF/CM/CU36C	1000	29.2	21.8	15.25	12.75	29.0	19.5	9.00	7.82	3.94	2.76
THE30B(3,4)1S	TM8Y100C16MP11	21.0	CF/CM/CU36D	1000	29.2	21.8	15.50	12.75	29.0	19.5	9.00	7.82	3.94	2.76
THE30B(3,4)1S	TM8Y100C16MP11	21.0	CF/CM/CU42C	1000	29.6	22.0	15.50	13.00	28.6	19.1	9.00	7.82	3.96	2.72
THE30B(3,4)1S	TM8Y100C16MP11	21.0	CF/CM/CU42D	1000	29.6	22.0	15.50	12.75	28.6	19.0	9.00	7.82	3.96	2.74



**SYSTEM CAPACITY - With High Efficiency Motor Furnaces<sup>1</sup>**

UNIT MODEL	FURNACE		COIL MODEL <sup>2</sup>	COOLING					HEATING					
	MODEL	WIDTH		RATED CFM	NET MBH		SEER	EER	NET MBH		HSPF Region IV	HSPF Region V	COP	
					TOTAL	SENS.			47°F OD	17°F OD			47°F OD	17°F OD
THE30B(3,4)1S	TM8Y100C20MP11	21.0	CF/CM/CU36C	1000	29.2	21.8	15.25	12.75	29.0	19.5	9.00	7.82	3.94	2.76
THE30B(3,4)1S	TM8Y100C20MP11	21.0	CF/CM/CU36D	1000	29.2	21.8	15.50	12.75	29.0	19.5	9.00	7.82	3.94	2.76
THE30B(3,4)1S	TM8Y100C20MP11	21.0	CF/CM/CU42C	1000	29.6	22.0	15.50	13.00	28.6	19.1	9.00	7.82	3.96	2.72
THE30B(3,4)1S	TM8Y100C20MP11	21.0	CF/CM/CU42D	1000	29.6	22.0	15.50	12.75	28.6	19.0	9.00	7.82	3.96	2.74
THE30B(3,4)1S	TM8Y120C20MP11	21.0	CF/CM/CU36C	1000	29.2	21.8	15.25	12.75	29.0	19.5	9.00	7.82	3.94	2.76
THE30B(3,4)1S	TM8Y120C20MP11	21.0	CF/CM/CU36D	1000	29.2	21.8	15.50	12.75	29.0	19.5	9.00	7.82	3.94	2.76
THE30B(3,4)1S	TM8Y120C20MP11	21.0	CF/CM/CU42C	1000	29.6	22.0	15.50	13.00	28.6	19.1	9.00	7.82	3.96	2.72
THE30B(3,4)1S	TM8Y120C20MP11	21.0	CF/CM/CU42D	1000	29.6	22.0	15.50	12.75	28.6	19.0	9.00	7.82	3.96	2.74
THE30B(3,4)1S	TM9E040A10MP11	14.5	CF/CM36A	875	28.6	20.2	14.50	12.00	29.2	19.8	8.75	7.60	3.74	2.66
THE30B(3,4)1S	TM9E060B12MP11	17.5	CF/CM/CU36B	900	28.8	20.4	15.25	12.50	29.0	19.5	9.00	7.82	3.86	2.74
THE30B(3,4)1S	TM9E060B12MP11	17.5	CF42B	900	29.6	21.0	15.50	13.00	28.4	19.0	8.75	7.60	3.86	2.70
THE30B(3,4)1S	TM9E080B12MP11	17.5	CF/CM/CU36B	900	28.8	20.4	15.25	12.50	29.0	19.5	9.00	7.82	3.86	2.74
THE30B(3,4)1S	TM9E080B12MP11	17.5	CF42B	900	29.6	21.0	15.50	13.00	28.4	19.0	8.75	7.60	3.86	2.70
THE30B(3,4)1S	TM9E080C16MP11	21.0	CF/CM/CU36C	1000	29.2	21.6	15.00	12.50	29.2	19.6	8.75	7.60	3.90	2.72
THE30B(3,4)1S	TM9E080C16MP11	21.0	CF/CM/CU36D	1000	29.2	21.8	15.00	12.50	29.2	19.6	8.75	7.60	3.90	2.74
THE30B(3,4)1S	TM9E080C16MP11	21.0	CF/CM/CU42C	1000	29.4	22.0	15.25	12.50	28.8	19.2	8.75	7.60	3.90	2.70
THE30B(3,4)1S	TM9E080C16MP11	21.0	CF/CM/CU42D	1000	29.4	22.0	15.25	12.75	28.8	19.1	9.00	7.82	3.92	2.70
THE30B(3,4)1S	TM9E100C16MP11	21.0	CF/CM/CU36C	1000	29.2	21.6	15.00	12.50	29.2	19.6	8.75	7.60	3.90	2.72
THE30B(3,4)1S	TM9E100C16MP11	21.0	CF/CM/CU36D	1000	29.2	21.8	15.00	12.50	29.2	19.6	8.75	7.60	3.90	2.74
THE30B(3,4)1S	TM9E100C16MP11	21.0	CF/CM/CU42C	1000	29.4	22.0	15.25	12.50	28.8	19.2	8.75	7.60	3.90	2.70
THE30B(3,4)1S	TM9E100C16MP11	21.0	CF/CM/CU42D	1000	29.4	22.0	15.25	12.75	28.8	19.1	9.00	7.82	3.92	2.70
THE30B(3,4)1S	TM9E100C20MP11	21.0	CF/CM/CU36C	975	29.2	21.6	15.50	12.75	29.0	19.4	9.00	7.82	3.96	2.78
THE30B(3,4)1S	TM9E100C20MP11	21.0	CF/CM/CU36D	975	29.2	21.6	15.75	13.00	29.0	19.4	9.00	7.82	3.98	2.78
THE30B(3,4)1S	TM9E100C20MP11	21.0	CF/CM/CU42C	975	29.6	22.2	16.00	13.00	28.6	18.9	9.00	7.82	4.00	2.76
THE30B(3,4)1S	TM9E100C20MP11	21.0	CF/CM/CU42D	975	29.6	22.2	16.00	13.00	28.6	18.9	9.00	7.82	4.02	2.76
THE30B(3,4)1S	TM9E120D20MP11	24.5	CF/CM/CU36D	975	29.2	21.6	16.00	13.00	28.8	19.3	9.00	7.82	4.00	2.80
THE30B(3,4)1S	TM9E120D20MP11	24.5	CF/CM/CU42D	975	29.8	22.2	16.00	13.00	28.4	18.9	9.00	7.82	4.04	2.78
THE30B(3,4)1S	TM9V060B12MP11	17.5	CF/CM/CU36B	950	29.0	21.2	15.00	12.50	29.0	19.6	9.00	7.82	3.88	2.72
THE30B(3,4)1S	TM9V060B12MP11	17.5	CF42B	925	29.8	21.4	15.50	13.00	28.6	19.0	9.00	7.82	3.90	2.70
THE30B(3,4)1S	TM9V080B12MP11	17.5	CF/CM/CU36B	950	29.0	21.2	15.00	12.50	29.0	19.6	9.00	7.82	3.88	2.72
THE30B(3,4)1S	TM9V080B12MP11	17.5	CF42B	925	29.8	21.4	15.50	13.00	28.6	19.0	9.00	7.82	3.90	2.70
THE30B(3,4)1S	TM9V080C16MP11	21.0	CF/CM/CU36C	975	29.2	21.6	15.50	13.00	29.0	19.4	9.00	7.82	3.96	2.78
THE30B(3,4)1S	TM9V080C16MP11	21.0	CF/CM/CU42C	975	29.6	22.0	15.75	13.00	28.6	19.0	9.00	7.82	3.98	2.74
THE30B(3,4)1S	TM9V100C16MP11	21.0	CF/CM/CU36C	975	29.2	21.6	15.50	13.00	29.0	19.4	9.00	7.82	3.96	2.78
THE30B(3,4)1S	TM9V100C16MP11	21.0	CF/CM/CU42C	975	29.6	22.0	15.75	13.00	28.6	19.0	9.00	7.82	3.98	2.74
THE30B(3,4)1S	TM9V100C20MP11	21.0	CF/CM/CU36C	1075	29.0	22.4	15.00	12.50	29.2	19.6	8.75	7.60	3.96	2.74
THE30B(3,4)1S	TM9V120D20MP11	24.5	CF/CM/CU36D	1125	29.8	23.2	16.00	13.00	29.0	19.3	9.25	8.04	4.12	2.84

**SYSTEM CAPACITY - With High Efficiency Motor Furnaces<sup>1</sup>**

UNIT MODEL	FURNACE		COIL MODEL <sup>2</sup>	COOLING					HEATING					
	MODEL	WIDTH		RATED CFM	NET MBH		SEER	EER	NET MBH		HSPF Region IV	HSPF Region V	COP	
					TOTAL	SENS.			47°F OD	17°F OD			47°F OD	17°F OD
THE30B(3,4)1S	TM9V120D20MP11	24.5	CF/CM/CU42D	1125	29.8	23.2	15.50	13.00	29.0	19.7	9.00	7.82	4.04	2.80
THE30B(3,4)1S	TM9Y040A10MP11	14.5	CF/CM36A	875	28.6	20.2	14.50	12.00	29.2	19.8	8.75	7.60	3.74	2.66
THE30B(3,4)1S	TM9Y060B12MP11	17.5	CF/CM/CU36B	900	28.8	20.4	15.25	12.50	29.0	19.5	9.00	7.82	3.86	2.74
THE30B(3,4)1S	TM9Y060B12MP11	17.5	CF42B	900	29.6	21.0	15.50	13.00	28.4	19.0	8.75	7.60	3.86	2.70
THE30B(3,4)1S	TM9Y080B12MP11	17.5	CF/CM/CU36B	900	28.8	20.4	15.25	12.50	29.0	19.5	9.00	7.82	3.86	2.74
THE30B(3,4)1S	TM9Y080B12MP11	17.5	CF42B	900	29.6	21.0	15.50	13.00	28.4	19.0	8.75	7.60	3.86	2.70
THE30B(3,4)1S	TM9Y080C16MP11	21.0	CF/CM/CU36C	1000	29.2	21.6	15.00	12.50	29.2	19.6	8.75	7.60	3.90	2.72
THE30B(3,4)1S	TM9Y080C16MP11	21.0	CF/CM/CU36D	1000	29.2	21.8	15.00	12.50	29.2	19.6	8.75	7.60	3.90	2.74
THE30B(3,4)1S	TM9Y080C16MP11	21.0	CF/CM/CU42C	1000	29.4	22.0	15.25	12.50	28.8	19.2	8.75	7.60	3.90	2.70
THE30B(3,4)1S	TM9Y080C16MP11	21.0	CF/CM/CU42D	1000	29.4	22.0	15.25	12.75	28.8	19.1	9.00	7.82	3.92	2.70
THE30B(3,4)1S	TM9Y100C16MP11	21.0	CF/CM/CU36C	1000	29.2	21.6	15.00	12.50	29.2	19.6	8.75	7.60	3.90	2.72
THE30B(3,4)1S	TM9Y100C16MP11	21.0	CF/CM/CU36D	1000	29.2	21.8	15.00	12.50	29.2	19.6	8.75	7.60	3.90	2.74
THE30B(3,4)1S	TM9Y100C16MP11	21.0	CF/CM/CU42C	1000	29.4	22.0	15.25	12.50	28.8	19.2	8.75	7.60	3.90	2.70
THE30B(3,4)1S	TM9Y100C16MP11	21.0	CF/CM/CU42D	1000	29.4	22.0	15.25	12.75	28.8	19.1	9.00	7.82	3.92	2.70
THE30B(3,4)1S	TM9Y100C20MP11	21.0	CF/CM/CU36C	975	29.2	21.6	15.50	12.75	29.0	19.4	9.00	7.82	3.96	2.78
THE30B(3,4)1S	TM9Y100C20MP11	21.0	CF/CM/CU36D	975	29.2	21.6	15.75	13.00	29.0	19.4	9.00	7.82	3.98	2.78
THE30B(3,4)1S	TM9Y100C20MP11	21.0	CF/CM/CU42C	975	29.6	22.2	16.00	13.00	28.6	18.9	9.00	7.82	4.00	2.76
THE30B(3,4)1S	TM9Y100C20MP11	21.0	CF/CM/CU42D	975	29.6	22.2	16.00	13.00	28.6	18.9	9.00	7.82	4.02	2.76
THE30B(3,4)1S	TM9Y120D20MP11	24.5	CF/CM/CU36D	975	29.2	21.6	16.00	13.00	28.8	19.3	9.00	7.82	4.00	2.80
THE30B(3,4)1S	TM9Y120D20MP11	24.5	CF/CM/CU42D	975	29.8	22.2	16.00	13.00	28.4	18.9	9.00	7.82	4.04	2.78
THE30B(3,4)1S	TMLV060A12MP11	14.5	CF/CM36A	975	28.8	21.2	14.25	12.00	29.4	19.8	8.75	7.60	3.80	2.66
THE30B(3,4)1S	TMLV080B12MP11	17.5	CF/CM/CU36B	1025	29.2	21.8	14.75	12.50	29.4	19.7	8.75	7.60	3.86	2.70
THE30B(3,4)1S	TMLV080B12MP11	17.5	CF42B	1000	29.4	21.8	15.00	12.50	29.0	19.3	8.75	7.60	3.86	2.66
THE30B(3,4)1S	TMLV080C16MP11	21.0	CF/CM/CU36C	925	28.8	20.6	15.25	12.75	28.8	19.5	9.00	7.82	3.88	2.76
THE30B(3,4)1S	TMLV080C16MP11	21.0	CF/CM/CU42C	925	29.8	21.4	15.75	13.00	28.4	19.0	9.00	7.82	3.92	2.72
THE30B(3,4)1S	TMLV100C16MP11	21.0	CF/CM/CU36C	925	28.8	20.6	15.25	12.75	28.8	19.5	9.00	7.82	3.88	2.76
THE30B(3,4)1S	TMLV100C16MP11	21.0	CF/CM/CU42C	925	29.8	21.4	15.75	13.00	28.4	19.0	9.00	7.82	3.92	2.72
THE30B(3,4)1S	TMLX060A12MP11	14.5	CF/CM36A	975	29.0	21.2	15.00	12.50	29.2	19.6	8.75	7.60	3.86	2.72
THE30B(3,4)1S	TMLX080B12MP11	17.5	CF/CM/CU36B	1000	29.2	21.8	15.25	12.75	29.2	19.6	9.00	7.82	3.92	2.74
THE30B(3,4)1S	TMLX080B12MP11	17.5	CF42B	1000	29.4	22.0	15.25	12.50	28.8	19.1	9.00	7.82	3.92	2.70
THE30B(3,4)1S	TMLX080C16MP11	21.0	CF/CM/CU36C	1000	29.2	21.8	15.25	12.75	29.0	19.5	9.00	7.82	3.94	2.76
THE30B(3,4)1S	TMLX080C16MP11	21.0	CF/CM/CU36D	1000	29.2	21.8	15.50	12.75	29.0	19.5	9.00	7.82	3.94	2.76
THE30B(3,4)1S	TMLX080C16MP11	21.0	CF/CM/CU42C	1000	29.6	22.0	15.50	13.00	28.6	19.1	9.00	7.82	3.96	2.72
THE30B(3,4)1S	TMLX080C16MP11	21.0	CF/CM/CU42D	1000	29.6	22.0	15.50	12.75	28.6	19.0	9.00	7.82	3.96	2.74
THE30B(3,4)1S	TMLX100C16MP11	21.0	CF/CM/CU36C	1000	29.2	21.8	15.25	12.75	29.0	19.5	9.00	7.82	3.94	2.76
THE30B(3,4)1S	TMLX100C16MP11	21.0	CF/CM/CU36D	1000	29.2	21.8	15.50	12.75	29.0	19.5	9.00	7.82	3.94	2.76
THE30B(3,4)1S	TMLX100C16MP11	21.0	CF/CM/CU42C	1000	29.6	22.0	15.50	13.00	28.6	19.1	9.00	7.82	3.96	2.72

**SYSTEM CAPACITY - With High Efficiency Motor Furnaces<sup>1</sup>**

UNIT MODEL	FURNACE		COIL MODEL <sup>2</sup>	COOLING					HEATING					
	MODEL	WIDTH		RATED CFM	NET MBH		SEER	EER	NET MBH		HSPF Region IV	HSPF Region V	COP	
					TOTAL	SENS.			47°F OD	17°F OD			47°F OD	17°F OD
THE30B(3,4)1S	TMLX100C16MP11	21.0	CF/CM/CU42D	1000	29.6	22.0	15.50	12.75	28.6	19.0	9.00	7.82	3.96	2.74
THE30B(3,4)1S	TMLX100C20MP11	21.0	CF/CM/CU36C	1000	29.2	21.8	15.25	12.75	29.0	19.5	9.00	7.82	3.94	2.76
THE30B(3,4)1S	TMLX100C20MP11	21.0	CF/CM/CU36D	1000	29.2	21.8	15.50	12.75	29.0	19.5	9.00	7.82	3.94	2.76
THE30B(3,4)1S	TMLX100C20MP11	21.0	CF/CM/CU42C	1000	29.6	22.0	15.50	13.00	28.6	19.1	9.00	7.82	3.96	2.72
THE30B(3,4)1S	TMLX100C20MP11	21.0	CF/CM/CU42D	1000	29.6	22.0	15.50	12.75	28.6	19.0	9.00	7.82	3.96	2.74
THE30B(3,4)1S	TMLX120C20MP11	21.0	CF/CM/CU36C	1000	29.2	21.8	15.25	12.75	29.0	19.5	9.00	7.82	3.94	2.76
THE30B(3,4)1S	TMLX120C20MP11	21.0	CF/CM/CU36D	1000	29.2	21.8	15.50	12.75	29.0	19.5	9.00	7.82	3.94	2.76
THE30B(3,4)1S	TMLX120C20MP11	21.0	CF/CM/CU42C	1000	29.6	22.0	15.50	13.00	28.6	19.1	9.00	7.82	3.96	2.72
THE30B(3,4)1S	TMLX120C20MP11	21.0	CF/CM/CU42D	1000	29.6	22.0	15.50	12.75	28.6	19.0	9.00	7.82	3.96	2.74
THE30B(3,4)1S	TP9C060B12MP12C	17.5	CF/CM/CU36B	950	29.0	21.2	15.00	12.50	29.0	19.6	9.00	7.82	3.88	2.72
THE30B(3,4)1S	TP9C060B12MP12C	17.5	CF42B	925	29.8	21.4	15.50	13.00	28.6	19.0	9.00	7.82	3.90	2.70
THE30B(3,4)1S	TP9C080B12MP12C	17.5	CF/CM/CU36B	950	29.0	21.2	15.00	12.50	29.0	19.6	9.00	7.82	3.88	2.72
THE30B(3,4)1S	TP9C080B12MP12C	17.5	CF42B	925	29.8	21.4	15.50	13.00	28.6	19.0	9.00	7.82	3.90	2.70
THE30B(3,4)1S	TP9C080C16MP12C	21.0	CF/CM/CU36C	975	29.2	21.6	15.50	13.00	29.0	19.4	9.00	7.82	3.96	2.78
THE30B(3,4)1S	TP9C080C16MP12C	21.0	CF/CM/CU42C	975	29.6	22.0	15.75	13.00	28.6	19.0	9.00	7.82	3.98	2.74
THE30B(3,4)1S	TP9C100C16MP12C	21.0	CF/CM/CU36C	975	29.2	21.6	15.50	13.00	29.0	19.4	9.00	7.82	3.96	2.78
THE30B(3,4)1S	TP9C100C16MP12C	21.0	CF/CM/CU42C	975	29.6	22.0	15.75	13.00	28.6	19.0	9.00	7.82	3.98	2.74
THE30B(3,4)1S	TP9C100C20MP12C	21.0	CF/CM/CU36C	1075	29.0	22.4	15.00	12.50	29.2	19.6	8.75	7.60	3.96	2.74
THE30B(3,4)1S	TP9C120D20MP12C	24.5	CF/CM/CU36D	1125	29.8	23.2	16.00	13.00	29.0	19.3	9.25	8.04	4.12	2.84
THE30B(3,4)1S	TP9C120D20MP12C	24.5	CF/CM/CU42D	1125	29.8	23.2	15.50	13.00	29.0	19.7	9.00	7.82	4.04	2.80
THE30B(3,4)1S	TPLC060A12MP12C	14.5	CF/CM36A	975	28.8	21.2	14.25	12.00	29.4	19.8	8.75	7.60	3.80	2.66
THE30B(3,4)1S	TPLC080B12MP12C	17.5	CF/CM/CU36B	1025	29.2	21.8	14.75	12.50	29.4	19.7	8.75	7.60	3.86	2.70
THE30B(3,4)1S	TPLC080B12MP12C	17.5	CF42B	1000	29.4	21.8	15.00	12.50	29.0	19.3	8.75	7.60	3.86	2.66
THE30B(3,4)1S	TPLC080C16MP12C	21.0	CF/CM/CU36C	925	28.8	20.6	15.25	12.75	28.8	19.5	9.00	7.82	3.88	2.76
THE30B(3,4)1S	TPLC080C16MP12C	21.0	CF/CM/CU42C	925	29.8	21.4	15.75	13.00	28.4	19.0	9.00	7.82	3.92	2.72
THE30B(3,4)1S	TPLC100C16MP12C	21.0	CF/CM/CU36C	925	28.8	20.6	15.25	12.75	28.8	19.5	9.00	7.82	3.88	2.76
THE30B(3,4)1S	TPLC100C16MP12C	21.0	CF/CM/CU42C	925	29.8	21.4	15.75	13.00	28.4	19.0	9.00	7.82	3.92	2.72
THE30B(3,4)1S	CP9C060B12MP12C	17.5	CF/CM/CU36B	950	29.0	21.2	15.00	12.50	29.0	19.6	9.00	7.82	3.88	2.72
THE30B(3,4)1S	CP9C060B12MP12C	17.5	CF42B	925	29.8	21.4	15.50	13.00	28.6	19.0	9.00	7.82	3.90	2.70
THE30B(3,4)1S	CP9C080B12MP12C	17.5	CF/CM/CU36B	950	29.0	21.2	15.00	12.50	29.0	19.6	9.00	7.82	3.88	2.72
THE30B(3,4)1S	CP9C080B12MP12C	17.5	CF42B	925	29.8	21.4	15.50	13.00	28.6	19.0	9.00	7.82	3.90	2.70
THE30B(3,4)1S	CP9C080C16MP12C	21.0	CF/CM/CU36C	975	29.2	21.6	15.50	13.00	29.0	19.4	9.00	7.82	3.96	2.78
THE30B(3,4)1S	CP9C080C16MP12C	21.0	CF/CM/CU42C	975	29.6	22.0	15.75	13.00	28.6	19.0	9.00	7.82	3.98	2.74
THE30B(3,4)1S	CP9C100C16MP12C	21.0	CF/CM/CU36C	975	29.2	21.6	15.50	13.00	29.0	19.4	9.00	7.82	3.96	2.78
THE30B(3,4)1S	CP9C100C16MP12C	21.0	CF/CM/CU42C	975	29.6	22.0	15.75	13.00	28.6	19.0	9.00	7.82	3.98	2.74
THE30B(3,4)1S	CP9C100C20MP12C	21.0	CF/CM/CU36C	1075	29.0	22.4	15.00	12.50	29.2	19.6	8.75	7.60	3.96	2.74
THE30B(3,4)1S	CP9C120D20MP12C	24.5	CF/CM/CU36D	1125	29.8	23.2	16.00	13.00	29.0	19.3	9.25	8.04	4.12	2.84

**SYSTEM CAPACITY - With High Efficiency Motor Furnaces<sup>1</sup>**

UNIT MODEL	FURNACE		COIL MODEL <sup>2</sup>	COOLING					HEATING					
	MODEL	WIDTH		RATED CFM	NET MBH		SEER	EER	NET MBH		HSPF Region IV	HSPF Region V	COP	
					TOTAL	SENS.			47°F OD	17°F OD			47°F OD	17°F OD
THE30B(3,4)1S	CP9C120D20MP12C	24.5	CF/CM/CU42D	1125	29.8	23.2	15.50	13.00	29.0	19.7	9.00	7.82	4.04	2.80
THE30B(3,4)1S	CPLC060A12MP12C	14.5	CF/CM36A	975	28.8	21.2	14.25	12.00	29.4	19.8	8.75	7.60	3.80	2.66
THE30B(3,4)1S	CPLC080B12MP12C	17.5	CF/CM/CU36B	1025	29.2	21.8	14.75	12.50	29.4	19.7	8.75	7.60	3.86	2.70
THE30B(3,4)1S	CPLC080B12MP12C	17.5	CF42B	1000	29.4	21.8	15.00	12.50	29.0	19.3	8.75	7.60	3.86	2.66
THE30B(3,4)1S	CPLC080C16MP12C	21.0	CF/CM/CU36C	925	28.8	20.6	15.25	12.75	28.8	19.5	9.00	7.82	3.88	2.76
THE30B(3,4)1S	CPLC080C16MP12C	21.0	CF/CM/CU42C	925	29.8	21.4	15.75	13.00	28.4	19.0	9.00	7.82	3.92	2.72
THE30B(3,4)1S	CPLC100C16MP12C	21.0	CF/CM/CU36C	925	28.8	20.6	15.25	12.75	28.8	19.5	9.00	7.82	3.88	2.76
THE30B(3,4)1S	CPLC100C16MP12C	21.0	CF/CM/CU42C	925	29.8	21.4	15.75	13.00	28.4	19.0	9.00	7.82	3.92	2.72
THE36B(3,4)2S	TM8V080B12MP12C	17.5	CF/CM/CU48C	1000	36.0	25.6	14.75	12.50	35.2	23.0	8.50	7.35	3.52	2.50
THE36B(3,4)2S	TM8V080C16MP12C	21.0	CF/CM/CU48C	1050	36.0	26.2	15.50	13.00	35.2	22.6	8.75	7.90	3.64	2.54
THE36B(3,4)2S	TM8V080C16MP12C	21.0	CF/CM/CU48D	950	36.0	25.2	15.50	13.00	35.2	22.8	8.75	7.80	3.52	2.52
THE36B(3,4)2S	TM8V100C16MP12C	21.0	CF/CM/CU48C	1050	36.0	26.2	15.50	13.00	35.2	22.6	8.75	7.90	3.64	2.54
THE36B(3,4)2S	TM8V100C16MP12C	21.0	CF/CM/CU48D	950	36.0	25.2	15.50	13.00	35.2	22.8	8.75	7.80	3.52	2.52
THE36B(3,4)2S	TM8V100C20MP12C	21.0	CF/CM/CU48C	1150	36.0	27.2	15.75	13.00	35.0	22.6	9.00	8.00	3.70	2.58
THE36B(3,4)2S	TM8V100C20MP12C	21.0	CF/CM/CU48D	1150	36.0	27.2	15.75	13.00	35.0	22.6	9.00	8.00	3.70	2.58
THE36B(3,4)2S	TM8V120C20MP12C	21.0	CF/CM/CU48C	1150	36.0	27.2	15.75	13.00	35.0	22.6	9.00	8.00	3.70	2.58
THE36B(3,4)2S	TM8V120C20MP12C	21.0	CF/CM/CU48D	1150	36.0	27.2	15.75	13.00	35.0	22.6	9.00	8.00	3.70	2.58
THE36B(3,4)2S	TM8X080B12MP11	17.5	CF/CM/CU48C	1000	36.0	25.8	15.25	13.00	35.0	22.8	8.75	7.55	3.58	2.54
THE36B(3,4)2S	TM8X080C16MP11	21.0	CF/CM/CU48C	950	36.0	25.2	15.50	13.00	35.2	22.8	8.75	7.80	3.52	2.52
THE36B(3,4)2S	TM8X080C16MP11	21.0	CF/CM/CU48D	975	36.0	25.4	15.75	13.00	35.0	22.6	8.75	7.90	3.58	2.56
THE36B(3,4)2S	TM8X100C16MP11	21.0	CF/CM/CU48C	950	36.0	25.2	15.50	13.00	35.2	22.8	8.75	7.80	3.52	2.52
THE36B(3,4)2S	TM8X100C16MP11	21.0	CF/CM/CU48D	975	36.0	25.4	15.75	13.00	35.0	22.6	8.75	7.90	3.58	2.56
THE36B(3,4)2S	TM8X100C20MP11	21.0	CF/CM/CU48C	1000	36.0	25.6	15.75	13.00	35.0	22.6	8.75	7.90	3.62	2.56
THE36B(3,4)2S	TM8X100C20MP11	21.0	CF/CM/CU48D	1000	36.0	25.6	15.75	13.00	35.0	22.6	8.75	7.90	3.62	2.56
THE36B(3,4)2S	TM8X120C20MP11	21.0	CF/CM/CU48C	1000	36.0	25.6	15.75	13.00	35.0	22.6	8.75	7.90	3.62	2.56
THE36B(3,4)2S	TM8X120C20MP11	21.0	CF/CM/CU48D	1000	36.0	25.6	15.75	13.00	35.0	22.6	8.75	7.90	3.62	2.56
THE36B(3,4)2S	TM8Y080B12MP11	17.5	CF/CM/CU48C	1000	36.0	25.8	15.25	13.00	35.0	22.8	8.75	7.55	3.58	2.54
THE36B(3,4)2S	TM8Y080C16MP11	21.0	CF/CM/CU48C	950	36.0	25.2	15.50	13.00	35.2	22.8	8.75	7.80	3.52	2.52
THE36B(3,4)2S	TM8Y080C16MP11	21.0	CF/CM/CU48D	975	36.0	25.4	15.75	13.00	35.0	22.6	8.75	7.90	3.58	2.56
THE36B(3,4)2S	TM8Y100C16MP11	21.0	CF/CM/CU48C	950	36.0	25.2	15.50	13.00	35.2	22.8	8.75	7.80	3.52	2.52
THE36B(3,4)2S	TM8Y100C16MP11	21.0	CF/CM/CU48D	975	36.0	25.4	15.75	13.00	35.0	22.6	8.75	7.90	3.58	2.56
THE36B(3,4)2S	TM8Y100C20MP11	21.0	CF/CM/CU48C	1000	36.0	25.6	15.75	13.00	35.0	22.6	8.75	7.90	3.62	2.56
THE36B(3,4)2S	TM8Y100C20MP11	21.0	CF/CM/CU48D	1000	36.0	25.6	15.75	13.00	35.0	22.6	8.75	7.90	3.62	2.56
THE36B(3,4)2S	TM8Y120C20MP11	21.0	CF/CM/CU48C	1000	36.0	25.6	15.75	13.00	35.0	22.6	8.75	7.90	3.62	2.56
THE36B(3,4)2S	TM8Y120C20MP11	21.0	CF/CM/CU48D	1000	36.0	25.6	15.75	13.00	35.0	22.6	8.75	7.90	3.62	2.56
THE36B(3,4)2S	TM9E060B12MP11	17.5	CF/CM/CU48C	1150	36.0	27.2	14.75	12.25	35.4	23.2	8.75	7.55	3.56	2.50
THE36B(3,4)2S	TM9E080B12MP11	17.5	CF/CM/CU48C	1000	36.0	25.8	15.25	12.75	35.2	22.8	8.75	7.55	3.56	2.52

**SYSTEM CAPACITY - With High Efficiency Motor Furnaces<sup>1</sup>**

UNIT MODEL	FURNACE		COIL MODEL <sup>2</sup>	COOLING					HEATING					
	MODEL	WIDTH		RATED CFM	NET MBH		SEER	EER	NET MBH		HSPF Region IV	HSPF Region V	COP	
					TOTAL	SENS.			47°F OD	17°F OD			47°F OD	17°F OD
THE36B(3,4)2S	TM9E080C16MP11	21.0	CF/CM/CU48C	1150	36.0	27.2	15.25	12.75	35.2	22.8	8.75	7.50	3.64	2.54
THE36B(3,4)2S	TM9E080C16MP11	21.0	CF/CM/CU48D	1150	36.0	27.2	15.25	12.75	35.2	22.8	8.75	7.50	3.64	2.54
THE36B(3,4)2S	TM9E100C16MP11	21.0	CF/CM/CU48C	1000	36.0	25.6	15.50	13.00	35.0	22.6	8.75	7.90	3.60	2.54
THE36B(3,4)2S	TM9E100C16MP11	21.0	CF/CM/CU48D	1000	36.0	25.6	15.50	13.00	35.0	22.6	8.75	7.90	3.60	2.54
THE36B(3,4)2S	TM9E100C20MP11	21.0	CF/CM/CU48C	1175	36.0	27.4	15.50	13.00	35.2	22.8	8.75	7.95	3.68	2.56
THE36B(3,4)2S	TM9E100C20MP11	21.0	CF/CM/CU48D	1200	36.0	27.6	15.50	13.00	35.2	22.8	9.00	7.95	3.70	2.56
THE36B(3,4)2S	TM9E120D20MP11	24.5	CF/CM/CU48D	950	36.0	25.2	15.75	13.00	35.2	22.6	8.75	7.80	3.54	2.52
THE36B(3,4)2S	TM9V060B12MP12C	17.5	CF/CM/CU48C	1000	36.0	25.6	14.75	12.50	35.2	23.0	8.50	7.35	3.52	2.50
THE36B(3,4)2S	TM9V080B12MP12C	17.5	CF/CM/CU48C	1050	36.0	26.2	15.25	12.75	35.2	22.8	8.75	7.55	3.60	2.52
THE36B(3,4)2S	TM9V080C16MP12C	21.0	CF/CM/CU48C	1025	36.0	26.0	15.25	13.00	35.0	22.8	8.75	7.85	3.58	2.54
THE36B(3,4)2S	TM9V080C16MP12C	21.0	CF/CM/CU48D	950	36.0	25.2	15.50	13.00	35.2	22.8	8.50	7.80	3.52	2.52
THE36B(3,4)2S	TM9V100C16MP12C	21.0	CF/CM/CU48C	1050	36.0	26.2	15.50	13.00	35.0	22.6	8.75	7.90	3.64	2.54
THE36B(3,4)2S	TM9V100C16MP12C	21.0	CF/CM/CU48D	975	36.0	25.4	15.50	13.00	35.0	22.6	8.75	7.90	3.58	2.56
THE36B(3,4)2S	TM9V100C20MP12C	21.0	CF/CM/CU48C	1100	36.0	26.6	15.50	13.00	35.2	22.8	8.75	7.95	3.66	2.56
THE36B(3,4)2S	TM9V100C20MP12C	21.0	CF/CM/CU48D	1100	36.0	26.6	15.50	13.00	35.2	22.6	8.75	7.95	3.66	2.56
THE36B(3,4)2S	TM9V120D20MP12C	24.5	CF/CM/CU48D	1050	36.0	26.2	15.75	13.00	35.0	22.6	8.75	7.95	3.66	2.56
THE36B(3,4)2S	TM9Y060B12MP11	17.5	CF/CM/CU48C	1150	36.0	27.2	14.75	12.25	35.4	23.2	8.75	7.55	3.56	2.50
THE36B(3,4)2S	TM9Y080B12MP11	17.5	CF/CM/CU48C	1000	36.0	25.8	15.25	12.75	35.2	22.8	8.75	7.55	3.56	2.52
THE36B(3,4)2S	TM9Y080C16MP11	21.0	CF/CM/CU48C	1150	36.0	27.2	15.25	12.75	35.2	22.8	8.75	7.50	3.64	2.54
THE36B(3,4)2S	TM9Y080C16MP11	21.0	CF/CM/CU48D	1150	36.0	27.2	15.25	12.75	35.2	22.8	8.75	7.50	3.64	2.54
THE36B(3,4)2S	TM9Y100C16MP11	21.0	CF/CM/CU48C	1000	36.0	25.6	15.50	13.00	35.0	22.6	8.75	7.90	3.60	2.54
THE36B(3,4)2S	TM9Y100C16MP11	21.0	CF/CM/CU48D	1000	36.0	25.6	15.50	13.00	35.0	22.6	8.75	7.90	3.60	2.54
THE36B(3,4)2S	TM9Y100C20MP11	21.0	CF/CM/CU48C	1175	36.0	27.4	15.50	13.00	35.2	22.8	8.75	7.95	3.68	2.56
THE36B(3,4)2S	TM9Y100C20MP11	21.0	CF/CM/CU48D	1200	36.0	27.6	15.50	13.00	35.2	22.8	9.00	7.95	3.70	2.56
THE36B(3,4)2S	TM9Y120D20MP11	24.5	CF/CM/CU48D	950	36.0	25.2	15.75	13.00	35.2	22.6	8.75	7.80	3.54	2.52
THE36B(3,4)2S	TMLV080B12MP12C	17.5	CF/CM/CU48C	1000	36.0	25.6	14.75	12.50	35.2	23.0	8.50	7.35	3.52	2.50
THE36B(3,4)2S	TMLV080C16MP12C	21.0	CF/CM/CU48C	1050	36.0	26.2	15.50	13.00	35.2	22.6	8.75	7.90	3.64	2.54
THE36B(3,4)2S	TMLV080C16MP12C	21.0	CF/CM/CU48D	950	36.0	25.2	15.50	13.00	35.2	22.8	8.75	7.80	3.52	2.52
THE36B(3,4)2S	TMLV100C16MP12C	21.0	CF/CM/CU48C	1050	36.0	26.2	15.50	13.00	35.2	22.6	8.75	7.90	3.64	2.54
THE36B(3,4)2S	TMLV100C16MP12C	21.0	CF/CM/CU48D	950	36.0	25.2	15.50	13.00	35.2	22.8	8.75	7.80	3.52	2.52
THE36B(3,4)2S	TMLV100C20MP12C	21.0	CF/CM/CU48C	1150	36.0	27.2	15.75	13.00	35.0	22.6	9.00	8.00	3.70	2.58
THE36B(3,4)2S	TMLV100C20MP12C	21.0	CF/CM/CU48D	1150	36.0	27.2	15.75	13.00	35.0	22.6	9.00	8.00	3.70	2.58
THE36B(3,4)2S	TMLV120C20MP12C	21.0	CF/CM/CU48C	1150	36.0	27.2	15.75	13.00	35.0	22.6	9.00	8.00	3.70	2.58
THE36B(3,4)2S	TMLV120C20MP12C	21.0	CF/CM/CU48D	1150	36.0	27.2	15.75	13.00	35.0	22.6	9.00	8.00	3.70	2.58
THE36B(3,4)2S	TMLX080B12MP11	17.5	CF/CM/CU48C	1000	36.0	25.8	15.25	13.00	35.0	22.8	8.75	7.55	3.58	2.54
THE36B(3,4)2S	TMLX080C16MP11	21.0	CF/CM/CU48C	950	36.0	25.2	15.50	13.00	35.2	22.8	8.75	7.80	3.52	2.52
THE36B(3,4)2S	TMLX080C16MP11	21.0	CF/CM/CU48D	975	36.0	25.4	15.75	13.00	35.0	22.6	8.75	7.90	3.58	2.56

**SYSTEM CAPACITY - With High Efficiency Motor Furnaces<sup>1</sup>**

UNIT MODEL	FURNACE		COIL MODEL <sup>2</sup>	COOLING					HEATING					
	MODEL	WIDTH		RATED CFM	NET MBH		SEER	EER	NET MBH		HSPF Region IV	HSPF Region V	COP	
					TOTAL	SENS.			47°F OD	17°F OD			47°F OD	17°F OD
THE36B(3,4)2S	TMLX100C16MP11	21.0	CF/CM/CU48C	950	36.0	25.2	15.50	13.00	35.2	22.8	8.75	7.80	3.52	2.52
THE36B(3,4)2S	TMLX100C16MP11	21.0	CF/CM/CU48D	975	36.0	25.4	15.75	13.00	35.0	22.6	8.75	7.90	3.58	2.56
THE36B(3,4)2S	TMLX100C20MP11	21.0	CF/CM/CU48C	1000	36.0	25.6	15.75	13.00	35.0	22.6	8.75	7.90	3.62	2.56
THE36B(3,4)2S	TMLX100C20MP11	21.0	CF/CM/CU48D	1000	36.0	25.6	15.75	13.00	35.0	22.6	8.75	7.90	3.62	2.56
THE36B(3,4)2S	TMLX120C20MP11	21.0	CF/CM/CU48C	1000	36.0	25.6	15.75	13.00	35.0	22.6	8.75	7.90	3.62	2.56
THE36B(3,4)2S	TMLX120C20MP11	21.0	CF/CM/CU48D	1000	36.0	25.6	15.75	13.00	35.0	22.6	8.75	7.90	3.62	2.56
THE36B(3,4)2S	TP9C060B12MP13C	17.5	CF/CM/CU48C	1000	36.0	25.6	14.75	12.50	35.2	23.0	8.50	7.35	3.52	2.50
THE36B(3,4)2S	TP9C080B12MP13C	17.5	CF/CM/CU48C	1050	36.0	26.2	15.25	12.75	35.2	22.8	8.75	7.55	3.60	2.52
THE36B(3,4)2S	TP9C080C16MP13C	21.0	CF/CM/CU48C	1025	36.0	26.0	15.25	13.00	35.0	22.8	8.75	7.85	3.58	2.54
THE36B(3,4)2S	TP9C080C16MP13C	21.0	CF/CM/CU48D	950	36.0	25.2	15.50	13.00	35.2	22.8	8.50	7.80	3.52	2.52
THE36B(3,4)2S	TP9C100C16MP13C	21.0	CF/CM/CU48C	1050	36.0	26.2	15.50	13.00	35.0	22.6	8.75	7.90	3.64	2.54
THE36B(3,4)2S	TP9C100C16MP13C	21.0	CF/CM/CU48D	975	36.0	25.4	15.50	13.00	35.0	22.6	8.75	7.90	3.58	2.56
THE36B(3,4)2S	TP9C100C20MP13C	21.0	CF/CM/CU48C	1100	36.0	26.6	15.50	13.00	35.2	22.8	8.75	7.95	3.66	2.56
THE36B(3,4)2S	TP9C100C20MP13C	21.0	CF/CM/CU48D	1100	36.0	26.6	15.50	13.00	35.2	22.6	8.75	7.95	3.66	2.56
THE36B(3,4)2S	TP9C120D20MP13C	24.5	CF/CM/CU48D	1050	36.0	26.2	15.75	13.00	35.0	22.6	8.75	7.95	3.66	2.56
THE36B(3,4)2S	TPLC080B12MP13C	17.5	CF/CM/CU48C	1000	36.0	25.6	14.75	12.50	35.2	23.0	8.50	7.35	3.52	2.50
THE36B(3,4)2S	TPLC080C16MP13C	21.0	CF/CM/CU48C	1050	36.0	26.2	15.50	13.00	35.2	22.6	8.75	7.90	3.64	2.54
THE36B(3,4)2S	TPLC080C16MP13C	21.0	CF/CM/CU48D	950	36.0	25.2	15.50	13.00	35.2	22.8	8.75	7.80	3.52	2.52
THE36B(3,4)2S	TPLC100C16MP13C	21.0	CF/CM/CU48C	1050	36.0	26.2	15.50	13.00	35.2	22.6	8.75	7.90	3.64	2.54
THE36B(3,4)2S	TPLC100C16MP13C	21.0	CF/CM/CU48D	950	36.0	25.2	15.50	13.00	35.2	22.8	8.75	7.80	3.52	2.52
THE36B(3,4)2S	TPLC100C20MP13C	21.0	CF/CM/CU48C	1150	36.0	27.2	15.75	13.00	35.0	22.6	9.00	8.00	3.70	2.58
THE36B(3,4)2S	TPLC100C20MP13C	21.0	CF/CM/CU48D	1150	36.0	27.2	15.75	13.00	35.0	22.6	9.00	8.00	3.70	2.58
THE36B(3,4)2S	TPLC120C20MP13C	21.0	CF/CM/CU48C	1150	36.0	27.2	15.75	13.00	35.0	22.6	9.00	8.00	3.70	2.58
THE36B(3,4)2S	TPLC120C20MP13C	21.0	CF/CM/CU48D	1150	36.0	27.2	15.75	13.00	35.0	22.6	9.00	8.00	3.70	2.58
THE36B(3,4)2S	CP9C060B12MP13C	17.5	CF/CM/CU48C	1000	36.0	25.6	14.75	12.50	35.2	23.0	8.50	7.35	3.52	2.50
THE36B(3,4)2S	CP9C080B12MP13C	17.5	CF/CM/CU48C	1050	36.0	26.2	15.25	12.75	35.2	22.8	8.75	7.55	3.60	2.52
THE36B(3,4)2S	CP9C080C16MP13C	21.0	CF/CM/CU48C	1025	36.0	26.0	15.25	13.00	35.0	22.8	8.75	7.85	3.58	2.54
THE36B(3,4)2S	CP9C080C16MP13C	21.0	CF/CM/CU48D	950	36.0	25.2	15.50	13.00	35.2	22.8	8.50	7.80	3.52	2.52
THE36B(3,4)2S	CP9C100C16MP13C	21.0	CF/CM/CU48C	1050	36.0	26.2	15.50	13.00	35.0	22.6	8.75	7.90	3.64	2.54
THE36B(3,4)2S	CP9C100C16MP13C	21.0	CF/CM/CU48D	975	36.0	25.4	15.50	13.00	35.0	22.6	8.75	7.90	3.58	2.56
THE36B(3,4)2S	CP9C100C20MP13C	21.0	CF/CM/CU48C	1100	36.0	26.6	15.50	13.00	35.2	22.8	8.75	7.95	3.66	2.56
THE36B(3,4)2S	CP9C100C20MP13C	21.0	CF/CM/CU48D	1100	36.0	26.6	15.50	13.00	35.2	22.6	8.75	7.95	3.66	2.56
THE36B(3,4)2S	CP9C120D20MP13C	24.5	CF/CM/CU48D	1050	36.0	26.2	15.75	13.00	35.0	22.6	8.75	7.95	3.66	2.56
THE36B(3,4)2S	CPLC080B12MP13C	17.5	CF/CM/CU48C	1000	36.0	25.6	14.75	12.50	35.2	23.0	8.50	7.35	3.52	2.50
THE36B(3,4)2S	CPLC080C16MP13C	21.0	CF/CM/CU48C	1050	36.0	26.2	15.50	13.00	35.2	22.6	8.75	7.90	3.64	2.54
THE36B(3,4)2S	CPLC080C16MP13C	21.0	CF/CM/CU48D	950	36.0	25.2	15.50	13.00	35.2	22.8	8.75	7.80	3.52	2.52
THE36B(3,4)2S	CPLC100C16MP13C	21.0	CF/CM/CU48C	1050	36.0	26.2	15.50	13.00	35.2	22.6	8.75	7.90	3.64	2.54

**SYSTEM CAPACITY - With High Efficiency Motor Furnaces<sup>1</sup>**

UNIT MODEL	FURNACE		COIL MODEL <sup>2</sup>	COOLING					HEATING					
	MODEL	WIDTH		RATED CFM	NET MBH		SEER	EER	NET MBH		HSPF Region IV	HSPF Region V	COP	
					TOTAL	SENS.			47°F OD	17°F OD			47°F OD	17°F OD
THE36B(3,4)2S	CPLC100C16MP13C	21.0	CF/CM/CU48D	950	36.0	25.2	15.50	13.00	35.2	22.8	8.75	7.80	3.52	2.52
THE36B(3,4)2S	CPLC100C20MP13C	21.0	CF/CM/CU48C	1150	36.0	27.2	15.75	13.00	35.0	22.6	9.00	8.00	3.70	2.58
THE36B(3,4)2S	CPLC100C20MP13C	21.0	CF/CM/CU48D	1150	36.0	27.2	15.75	13.00	35.0	22.6	9.00	8.00	3.70	2.58
THE36B(3,4)2S	CPLC120C20MP13C	21.0	CF/CM/CU48C	1150	36.0	27.2	15.75	13.00	35.0	22.6	9.00	8.00	3.70	2.58
THE36B(3,4)2S	CPLC120C20MP13C	21.0	CF/CM/CU48D	1150	36.0	27.2	15.75	13.00	35.0	22.6	9.00	8.00	3.70	2.58
THE42B(3,4)2S	TM8V080C16MP12C	21.0	CF/CM/CU48C	1150	40.0	29.2	14.75	12.20	40.0	25.4	8.20	7.30	3.32	2.60
THE42B(3,4)2S	TM8V080C16MP12C	21.0	CF/CM/CU48D	1150	40.0	29.2	15.00	12.20	40.0	25.4	8.20	7.30	3.32	2.62
THE42B(3,4)2S	TM8V100C16MP12C	21.0	CF/CM/CU48C	1150	40.0	29.2	14.75	12.20	40.0	25.4	8.20	7.30	3.32	2.60
THE42B(3,4)2S	TM8V100C16MP12C	21.0	CF/CM/CU48D	1150	40.0	29.2	15.00	12.20	40.0	25.4	8.20	7.30	3.32	2.62
THE42B(3,4)2S	TM8V100C20MP12C	21.0	CF/CM/CU48C	1150	40.0	29.2	15.00	12.25	40.0	25.4	8.20	7.25	3.34	2.62
THE42B(3,4)2S	TM8V100C20MP12C	21.0	CF/CM/CU48D	1150	40.5	29.6	15.00	12.25	40.0	25.2	8.20	7.30	3.34	2.64
THE42B(3,4)2S	TM8V120C20MP12C	21.0	CF/CM/CU48C	1150	40.0	29.2	15.00	12.25	40.0	25.4	8.20	7.25	3.34	2.62
THE42B(3,4)2S	TM8V120C20MP12C	21.0	CF/CM/CU48D	1150	40.5	29.6	15.00	12.25	40.0	25.2	8.20	7.30	3.34	2.64
THE42B(3,4)2S	TM8X080C16MP11	21.0	CF/CM/CU48C	1150	40.0	29.2	15.00	12.20	40.0	25.4	8.20	7.30	3.32	2.62
THE42B(3,4)2S	TM8X080C16MP11	21.0	CF/CM/CU48D	1150	40.0	29.2	15.00	12.20	40.0	25.4	8.20	7.30	3.32	2.62
THE42B(3,4)2S	TM8X100C16MP11	21.0	CF/CM/CU48C	1150	40.0	29.2	15.00	12.20	40.0	25.4	8.20	7.30	3.32	2.62
THE42B(3,4)2S	TM8X100C16MP11	21.0	CF/CM/CU48D	1150	40.0	29.2	15.00	12.20	40.0	25.4	8.20	7.30	3.32	2.62
THE42B(3,4)2S	TM8X100C20MP11	21.0	CF/CM/CU48C	1225	40.5	30.4	15.00	12.25	40.0	25.4	8.20	7.25	3.38	2.62
THE42B(3,4)2S	TM8X100C20MP11	21.0	CF/CM/CU48D	1250	40.5	30.8	15.25	12.25	40.0	25.2	8.20	7.25	3.40	2.64
THE42B(3,4)2S	TM8X120C20MP11	21.0	CF/CM/CU48C	1225	40.5	30.4	15.00	12.25	40.0	25.4	8.20	7.25	3.38	2.62
THE42B(3,4)2S	TM8X120C20MP11	21.0	CF/CM/CU48D	1250	40.5	30.8	15.25	12.25	40.0	25.2	8.20	7.25	3.40	2.64
THE42B(3,4)2S	TM8Y080C16MP11	21.0	CF/CM/CU48C	1150	40.0	29.2	15.00	12.20	40.0	25.4	8.20	7.30	3.32	2.62
THE42B(3,4)2S	TM8Y080C16MP11	21.0	CF/CM/CU48D	1150	40.0	29.2	15.00	12.20	40.0	25.4	8.20	7.30	3.32	2.62
THE42B(3,4)2S	TM8Y100C16MP11	21.0	CF/CM/CU48C	1150	40.0	29.2	15.00	12.20	40.0	25.4	8.20	7.30	3.32	2.62
THE42B(3,4)2S	TM8Y100C16MP11	21.0	CF/CM/CU48D	1150	40.0	29.2	15.00	12.20	40.0	25.4	8.20	7.30	3.32	2.62
THE42B(3,4)2S	TM8Y100C20MP11	21.0	CF/CM/CU48C	1225	40.5	30.4	15.00	12.25	40.0	25.4	8.20	7.25	3.38	2.62
THE42B(3,4)2S	TM8Y100C20MP11	21.0	CF/CM/CU48D	1250	40.5	30.8	15.25	12.25	40.0	25.2	8.20	7.25	3.40	2.64
THE42B(3,4)2S	TM8Y120C20MP11	21.0	CF/CM/CU48C	1225	40.5	30.4	15.00	12.25	40.0	25.4	8.20	7.25	3.38	2.62
THE42B(3,4)2S	TM8Y120C20MP11	21.0	CF/CM/CU48D	1250	40.5	30.8	15.25	12.25	40.0	25.2	8.20	7.25	3.40	2.64
THE42B(3,4)2S	TM9E080C16MP11	21.0	CF/CM/CU48C	1150	40.0	29.4	14.75	12.20	40.0	25.6	8.20	7.30	3.30	2.60
THE42B(3,4)2S	TM9E080C16MP11	21.0	CF/CM/CU48D	1150	40.0	29.4	14.75	12.20	40.0	25.6	8.20	7.30	3.30	2.60
THE42B(3,4)2S	TM9E100C16MP11	21.0	CF/CM/CU48C	1150	40.0	29.4	14.75	12.20	40.0	25.4	8.20	7.30	3.30	2.60
THE42B(3,4)2S	TM9E100C16MP11	21.0	CF/CM/CU48D	1175	40.0	29.6	14.75	12.20	40.0	25.4	8.20	7.30	3.32	2.62
THE42B(3,4)2S	TM9E100C20MP11	21.0	CF/CM/CU48C	1175	40.0	29.6	14.75	12.20	40.0	25.4	8.20	7.30	3.32	2.60
THE42B(3,4)2S	TM9E100C20MP11	21.0	CF/CM/CU48D	1200	40.5	30.0	15.00	12.20	40.0	25.4	8.20	7.25	3.36	2.62
THE42B(3,4)2S	TM9E120D20MP11	24.5	CF/CM/CU48D	1250	40.5	30.6	15.00	12.20	40.0	25.4	8.20	7.20	3.40	2.64
THE42B(3,4)2S	TM9V080C16MP12C	21.0	CF/CM/CU48C	1225	40.5	30.2	14.50	11.75	40.5	25.6	8.20	7.30	3.32	2.58



**SYSTEM CAPACITY - With High Efficiency Motor Furnaces<sup>1</sup>**

UNIT MODEL	FURNACE		COIL MODEL <sup>2</sup>	COOLING					HEATING					
	MODEL	WIDTH		RATED CFM	NET MBH		SEER	EER	NET MBH		HSPF Region IV	HSPF Region V	COP	
					TOTAL	SENS.			47°F OD	17°F OD			47°F OD	17°F OD
THE42B(3,4)2S	TM9V080C16MP12C	21.0	CF/CM/CU48D	1225	40.5	30.2	14.50	11.75	40.0	25.6	8.20	7.25	3.34	2.60
THE42B(3,4)2S	TM9V100C16MP12C	21.0	CF/CM/CU48C	1175	40.0	29.6	15.00	12.20	40.0	25.4	8.20	7.30	3.34	2.62
THE42B(3,4)2S	TM9V100C16MP12C	21.0	CF/CM/CU48D	1175	40.0	29.6	15.00	12.20	40.0	25.4	8.20	7.25	3.34	2.62
THE42B(3,4)2S	TM9V100C20MP12C	21.0	CF/CM/CU48C	1225	40.5	30.4	14.75	12.20	40.0	25.4	8.20	7.25	3.36	2.62
THE42B(3,4)2S	TM9V100C20MP12C	21.0	CF/CM/CU48D	1225	40.5	30.4	15.00	12.20	40.0	25.4	8.20	7.30	3.36	2.62
THE42B(3,4)2S	TM9V120D20MP12C	24.5	CF/CM/CU48D	1200	40.5	30.0	15.00	12.25	40.0	25.4	8.20	7.25	3.38	2.64
THE42B(3,4)2S	TM9Y080C16MP11	21.0	CF/CM/CU48C	1150	40.0	29.4	14.75	12.20	40.0	25.6	8.20	7.30	3.30	2.60
THE42B(3,4)2S	TM9Y080C16MP11	21.0	CF/CM/CU48D	1150	40.0	29.4	14.75	12.20	40.0	25.6	8.20	7.30	3.30	2.60
THE42B(3,4)2S	TM9Y100C16MP11	21.0	CF/CM/CU48C	1150	40.0	29.4	14.75	12.20	40.0	25.4	8.20	7.30	3.30	2.60
THE42B(3,4)2S	TM9Y100C16MP11	21.0	CF/CM/CU48D	1175	40.0	29.6	14.75	12.20	40.0	25.4	8.20	7.30	3.32	2.62
THE42B(3,4)2S	TM9Y100C20MP11	21.0	CF/CM/CU48C	1175	40.0	29.6	14.75	12.20	40.0	25.4	8.20	7.30	3.32	2.60
THE42B(3,4)2S	TM9Y100C20MP11	21.0	CF/CM/CU48D	1200	40.5	30.0	15.00	12.20	40.0	25.4	8.20	7.25	3.36	2.62
THE42B(3,4)2S	TM9Y120D20MP11	24.5	CF/CM/CU48D	1250	40.5	30.6	15.00	12.20	40.0	25.4	8.20	7.20	3.40	2.64
THE42B(3,4)2S	TMLV080C16MP12C	21.0	CF/CM/CU48C	1150	40.0	29.2	14.75	12.20	40.0	25.4	8.20	7.30	3.32	2.60
THE42B(3,4)2S	TMLV080C16MP12C	21.0	CF/CM/CU48D	1150	40.0	29.2	15.00	12.20	40.0	25.4	8.20	7.30	3.32	2.62
THE42B(3,4)2S	TMLV100C16MP12C	21.0	CF/CM/CU48C	1150	40.0	29.2	14.75	12.20	40.0	25.4	8.20	7.30	3.32	2.60
THE42B(3,4)2S	TMLV100C16MP12C	21.0	CF/CM/CU48D	1150	40.0	29.2	15.00	12.20	40.0	25.4	8.20	7.30	3.32	2.62
THE42B(3,4)2S	TMLV100C20MP12C	21.0	CF/CM/CU48C	1150	40.0	29.2	15.00	12.25	40.0	25.4	8.20	7.25	3.34	2.62
THE42B(3,4)2S	TMLV100C20MP12C	21.0	CF/CM/CU48D	1150	40.5	29.6	15.00	12.25	40.0	25.2	8.20	7.30	3.34	2.64
THE42B(3,4)2S	TMLV120C20MP12C	21.0	CF/CM/CU48C	1150	40.0	29.2	15.00	12.25	40.0	25.4	8.20	7.25	3.34	2.62
THE42B(3,4)2S	TMLV120C20MP12C	21.0	CF/CM/CU48D	1150	40.5	29.6	15.00	12.25	40.0	25.2	8.20	7.30	3.34	2.64
THE42B(3,4)2S	TMLX080C16MP11	21.0	CF/CM/CU48C	1150	40.0	29.2	15.00	12.20	40.0	25.4	8.20	7.30	3.32	2.62
THE42B(3,4)2S	TMLX080C16MP11	21.0	CF/CM/CU48D	1150	40.0	29.2	15.00	12.20	40.0	25.4	8.20	7.30	3.32	2.62
THE42B(3,4)2S	TMLX100C16MP11	21.0	CF/CM/CU48C	1150	40.0	29.2	15.00	12.20	40.0	25.4	8.20	7.30	3.32	2.62
THE42B(3,4)2S	TMLX100C16MP11	21.0	CF/CM/CU48D	1150	40.0	29.2	15.00	12.20	40.0	25.4	8.20	7.30	3.32	2.62
THE42B(3,4)2S	TMLX100C20MP11	21.0	CF/CM/CU48C	1225	40.5	30.4	15.00	12.25	40.0	25.4	8.20	7.25	3.38	2.62
THE42B(3,4)2S	TMLX100C20MP11	21.0	CF/CM/CU48D	1250	40.5	30.8	15.25	12.25	40.0	25.2	8.20	7.25	3.40	2.64
THE42B(3,4)2S	TMLX120C20MP11	21.0	CF/CM/CU48C	1225	40.5	30.4	15.00	12.25	40.0	25.4	8.20	7.25	3.38	2.62
THE42B(3,4)2S	TMLX120C20MP11	21.0	CF/CM/CU48D	1250	40.5	30.8	15.25	12.25	40.0	25.2	8.20	7.25	3.40	2.64
THE42B(3,4)2S	TP9C080C16MP13C	21.0	CF/CM/CU48C	1225	40.5	30.2	14.50	11.75	40.5	25.6	8.20	7.30	3.32	2.58
THE42B(3,4)2S	TP9C080C16MP13C	21.0	CF/CM/CU48D	1225	40.5	30.2	14.50	11.75	40.0	25.6	8.20	7.25	3.34	2.60
THE42B(3,4)2S	TP9C100C16MP13C	21.0	CF/CM/CU48C	1175	40.0	29.6	15.00	12.20	40.0	25.4	8.20	7.30	3.34	2.62
THE42B(3,4)2S	TP9C100C16MP13C	21.0	CF/CM/CU48D	1175	40.0	29.6	15.00	12.20	40.0	25.4	8.20	7.25	3.34	2.62
THE42B(3,4)2S	TP9C100C20MP13C	21.0	CF/CM/CU48C	1225	40.5	30.4	14.75	12.20	40.0	25.4	8.20	7.25	3.36	2.62
THE42B(3,4)2S	TP9C100C20MP13C	21.0	CF/CM/CU48D	1225	40.5	30.4	15.00	12.20	40.0	25.4	8.20	7.30	3.36	2.62
THE42B(3,4)2S	TPLC080C16MP13C	21.0	CF/CM/CU48C	1150	40.0	29.2	14.75	12.20	40.0	25.4	8.20	7.30	3.32	2.60
THE42B(3,4)2S	TPLC080C16MP13C	21.0	CF/CM/CU48D	1150	40.0	29.2	15.00	12.20	40.0	25.4	8.20	7.30	3.32	2.62



**SYSTEM CAPACITY - With High Efficiency Motor Furnaces<sup>1</sup>**

UNIT MODEL	FURNACE		COIL MODEL <sup>2</sup>	COOLING					HEATING					
	MODEL	WIDTH		RATED CFM	NET MBH		SEER	EER	NET MBH		HSPF Region IV	HSPF Region V	COP	
					TOTAL	SENS.			47°F OD	17°F OD			47°F OD	17°F OD
THE42B(3,4)2S	TPLC100C16MP13C	21.0	CF/CM/CU48C	1150	40.0	29.2	14.75	12.20	40.0	25.4	8.20	7.30	3.32	2.60
THE42B(3,4)2S	TPLC100C16MP13C	21.0	CF/CM/CU48D	1150	40.0	29.2	15.00	12.20	40.0	25.4	8.20	7.30	3.32	2.62
THE42B(3,4)2S	TPLC100C20MP13C	21.0	CF/CM/CU48C	1150	40.0	29.2	15.00	12.25	40.0	25.4	8.20	7.25	3.34	2.62
THE42B(3,4)2S	TPLC100C20MP13C	21.0	CF/CM/CU48D	1150	40.5	29.6	15.00	12.25	40.0	25.2	8.20	7.30	3.34	2.64
THE42B(3,4)2S	TPLC120C20MP13C	21.0	CF/CM/CU48C	1150	40.0	29.2	15.00	12.25	40.0	25.4	8.20	7.25	3.34	2.62
THE42B(3,4)2S	TPLC120C20MP13C	21.0	CF/CM/CU48D	1150	40.5	29.6	15.00	12.25	40.0	25.2	8.20	7.30	3.34	2.64
THE42B(3,4)2S	CP9C080C16MP13C	21.0	CF/CM/CU48C	1225	40.5	30.2	14.50	11.75	40.5	25.6	8.20	7.30	3.32	2.58
THE42B(3,4)2S	CP9C080C16MP13C	21.0	CF/CM/CU48D	1225	40.5	30.2	14.50	11.75	40.0	25.6	8.20	7.25	3.34	2.60
THE42B(3,4)2S	CP9C100C16MP13C	21.0	CF/CM/CU48C	1175	40.0	29.6	15.00	12.20	40.0	25.4	8.20	7.30	3.34	2.62
THE42B(3,4)2S	CP9C100C16MP13C	21.0	CF/CM/CU48D	1175	40.0	29.6	15.00	12.20	40.0	25.4	8.20	7.25	3.34	2.62
THE42B(3,4)2S	CP9C100C20MP13C	21.0	CF/CM/CU48C	1225	40.5	30.4	14.75	12.20	40.0	25.4	8.20	7.25	3.36	2.62
THE42B(3,4)2S	CP9C100C20MP13C	21.0	CF/CM/CU48D	1225	40.5	30.4	15.00	12.20	40.0	25.4	8.20	7.30	3.36	2.62
THE42B(3,4)2S	CPLC080C16MP13C	21.0	CF/CM/CU48C	1150	40.0	29.2	14.75	12.20	40.0	25.4	8.20	7.30	3.32	2.60
THE42B(3,4)2S	CPLC080C16MP13C	21.0	CF/CM/CU48D	1150	40.0	29.2	15.00	12.20	40.0	25.4	8.20	7.30	3.32	2.62
THE42B(3,4)2S	CPLC100C16MP13C	21.0	CF/CM/CU48C	1150	40.0	29.2	14.75	12.20	40.0	25.4	8.20	7.30	3.32	2.60
THE42B(3,4)2S	CPLC100C16MP13C	21.0	CF/CM/CU48D	1150	40.0	29.2	15.00	12.20	40.0	25.4	8.20	7.30	3.32	2.62
THE42B(3,4)2S	CPLC100C20MP13C	21.0	CF/CM/CU48C	1150	40.0	29.2	15.00	12.25	40.0	25.4	8.20	7.25	3.34	2.62
THE42B(3,4)2S	CPLC100C20MP13C	21.0	CF/CM/CU48D	1150	40.5	29.6	15.00	12.25	40.0	25.2	8.20	7.30	3.34	2.64
THE42B(3,4)2S	CPLC120C20MP13C	21.0	CF/CM/CU48C	1150	40.0	29.2	15.00	12.25	40.0	25.4	8.20	7.25	3.34	2.62
THE42B(3,4)2S	CPLC120C20MP13C	21.0	CF/CM/CU48D	1150	40.5	29.6	15.00	12.25	40.0	25.2	8.20	7.30	3.34	2.64
THE48B(3,4)1S	TM8V100C16MP11	21.0	CF/CM/CU48C	1325	45.5	30.8	14.00	11.75	47.5	31.4	9.00	7.82	3.50	2.6
THE48B(3,4)1S	TM8V100C16MP11	21.0	CF/CM/CU48D	1300	45.5	30.6	14.25	11.75	47.5	31.4	9.00	7.82	3.50	2.6
THE48B(3,4)1S	TM8V100C16MP11	21.0	CF/CM/CU60C	1325	46.5	31.2	14.50	12.00	47.5	31.2	9.00	7.82	3.50	2.58
THE48B(3,4)1S	TM8V120C20MP11	21.0	CF/CM/CU48C	1300	45.5	30.6	14.00	11.75	47.5	31.4	9.00	7.82	3.50	2.6
THE48B(3,4)1S	TM8V120C20MP11	21.0	CF/CM/CU60C	1400	46.5	32.0	14.25	12.00	48.0	31.4	9.00	7.82	3.54	2.6
THE48B(3,4)1S	TM8V120C20MP11	21.0	CF/CM/CU60D	1350	46.5	32.0	14.25	12.00	47.5	31.4	9.00	7.82	3.56	2.6
THE48B(3,4)1S	TM8X100C16MP11	21.0	CF/CM/CU48C	1400	46.0	31.6	14.00	11.75	48.0	31.6	9.00	7.82	3.54	2.62
THE48B(3,4)1S	TM8X100C16MP11	21.0	CF/CM/CU48D	1400	46.0	31.6	14.00	11.75	48.0	31.6	9.00	7.82	3.54	2.6
THE48B(3,4)1S	TM8X100C16MP11	21.0	CF/CM/CU60C	1400	46.5	32.0	14.25	12.00	48.0	31.4	9.00	7.82	3.54	2.6
THE48B(3,4)1S	TM8X100C16MP11	21.0	CF/CM/CU60D	1400	46.5	32.0	14.25	12.00	48.0	31.4	9.00	7.82	3.54	2.6
THE48B(3,4)1S	TM8X120C20MP11	21.0	CF/CM/CU48C	1400	46.0	31.8	14.00	11.75	48.0	31.6	9.00	7.82	3.56	2.62
THE48B(3,4)1S	TM8X120C20MP11	21.0	CF/CM/CU48D	1400	46.0	31.8	14.00	11.75	48.0	31.6	9.00	7.82	3.56	2.62
THE48B(3,4)1S	TM8X120C20MP11	21.0	CF/CM/CU60C	1400	46.5	32.0	14.25	12.00	47.5	31.4	9.00	7.82	3.54	2.6
THE48B(3,4)1S	TM8X120C20MP11	21.0	CF/CM/CU60D	1400	46.5	32.0	14.25	12.00	47.5	31.4	9.00	7.82	3.54	2.6
THE48B(3,4)1S	TM9E100C16MP11	21.0	CF/CM/CU48C	1325	45.5	30.8	14.00	11.75	47.5	31.6	9.00	7.82	3.48	2.58
THE48B(3,4)1S	TM9E100C16MP11	21.0	CF/CM/CU60C	1325	46.0	31.0	14.25	11.75	47.5	31.4	9.00	7.82	3.48	2.56
THE48B(3,4)1S	TM9E100C16MP11	21.0	CF/CM/CU60D	1325	46.0	31.0	14.25	11.75	47.5	31.4	9.00	7.82	3.48	2.58

**SYSTEM CAPACITY - With High Efficiency Motor Furnaces<sup>1</sup>**

UNIT MODEL	FURNACE		COIL MODEL <sup>2</sup>	COOLING					HEATING					
	MODEL	WIDTH		RATED CFM	NET MBH		SEER	EER	NET MBH		HSPF Region IV	HSPF Region V	COP	
					TOTAL	SENS.			47°F OD	17°F OD			47°F OD	17°F OD
THE48B(3,4)1S	TM9E100C20MP11	21.0	CF/CM/CU48C	1400	46.0	31.8	14.00	11.75	48.0	31.6	9.00	7.82	3.54	2.62
THE48B(3,4)1S	TM9E100C20MP11	21.0	CF/CM/CU48D	1400	46.0	31.6	14.00	11.75	48.0	31.6	9.00	7.82	3.54	2.62
THE48B(3,4)1S	TM9E100C20MP11	21.0	CF/CM/CU60C	1400	46.5	32.0	14.25	12.00	47.5	31.4	9.00	7.82	3.54	2.6
THE48B(3,4)1S	TM9E100C20MP11	21.0	CF/CM/CU60D	1400	46.5	32.0	14.25	12.00	47.5	31.4	9.00	7.82	3.54	2.6
THE48B(3,4)1S	TM9E120D20MP11	24.5	CF/CM/CU48D	1400	46.0	31.8	14.25	11.75	48.0	31.6	9.00	7.82	3.56	2.62
THE48B(3,4)1S	TM9E120D20MP11	24.5	CF/CM/CU60D	1400	47.0	32.2	14.50	12.00	47.5	31.4	9.00	7.82	3.56	2.62
THE48B(3,4)1S	TM9V100C16MP11	21.0	CF/CM/CU48C	1425	46.0	31.6	14.00	11.75	48.0	31.8	9.00	7.82	3.52	2.6
THE48B(3,4)1S	TM9V100C16MP11	21.0	CF/CM/CU48D	1425	46.0	31.8	14.25	12.00	47.5	31.4	9.00	7.82	3.58	2.64
THE48B(3,4)1S	TM9V100C16MP11	21.0	CF/CM/CU60C	1450	46.5	32.0	14.00	11.75	48.0	31.6	8.75	7.60	3.50	2.56
THE48B(3,4)1S	TM9V100C20MP11	21.0	CF/CM/CU48C	1275	45.5	30.2	14.00	11.75	47.5	31.4	9.00	7.82	3.46	2.58
THE48B(3,4)1S	TM9V100C20MP11	21.0	CF/CM/CU48D	1300	45.5	30.6	14.25	11.75	47.5	31.4	9.00	7.82	3.50	2.6
THE48B(3,4)1S	TM9V100C20MP11	21.0	CF/CM/CU60C	1450	46.5	31.8	14.00	11.75	48.0	31.6	8.75	7.60	3.50	2.56
THE48B(3,4)1S	TM9V120D20MP11	24.5	CF/CM/CU60D	1425	46.5	32.2	14.25	12.00	47.5	31.4	9.00	7.82	3.56	2.6
THE48B(3,4)1S	TMLV100C16MP11	21.0	CF/CM/CU48C	1325	45.5	30.8	14.00	11.75	47.5	31.4	9.00	7.82	3.50	2.6
THE48B(3,4)1S	TMLV100C16MP11	21.0	CF/CM/CU48D	1300	45.5	30.6	14.25	11.75	47.5	31.4	9.00	7.82	3.50	2.6
THE48B(3,4)1S	TMLV100C16MP11	21.0	CF/CM/CU60C	1325	46.5	31.2	14.50	12.00	47.5	31.2	9.00	7.82	3.50	2.58
THE48B(3,4)1S	TMLV120C20MP11	21.0	CF/CM/CU48C	1300	45.5	30.6	14.00	11.75	47.5	31.4	9.00	7.82	3.50	2.6
THE48B(3,4)1S	TMLV120C20MP11	21.0	CF/CM/CU60C	1400	46.5	32.0	14.25	12.00	48.0	31.4	9.00	7.82	3.54	2.6
THE48B(3,4)1S	TMLV120C20MP11	21.0	CF/CM/CU60D	1350	46.5	32.0	14.25	12.00	47.5	31.4	9.00	7.82	3.56	2.6
THE48B(3,4)1S	YPLC100C16MP11	21.0	CF/CM/CU48C	1325	45.5	30.8	14.00	11.75	47.5	31.4	9.00	7.82	3.50	2.6
THE48B(3,4)1S	YPLC100C16MP11	21.0	CF/CM/CU48D	1300	45.5	30.6	14.25	11.75	47.5	31.4	9.00	7.82	3.50	2.6
THE48B(3,4)1S	YPLC100C16MP11	21.0	CF/CM/CU60C	1325	46.5	31.2	14.50	12.00	47.5	31.2	9.00	7.82	3.50	2.58
THE48B(3,4)1S	YPLC120C20MP11	21.0	CF/CM/CU48C	1300	45.5	30.6	14.00	11.75	47.5	31.4	9.00	7.82	3.50	2.6
THE48B(3,4)1S	YPLC120C20MP11	21.0	CF/CM/CU60C	1400	46.5	32.0	14.25	12.00	48.0	31.4	9.00	7.82	3.54	2.6
THE48B(3,4)1S	YPLC120C20MP11	21.0	CF/CM/CU60D	1350	46.5	32.0	14.25	12.00	47.5	31.4	9.00	7.82	3.56	2.6
THE48B(3,4)1S	TPLC100C16MP11	21.0	CF/CM/CU48C	1325	45.5	30.8	14.00	11.75	47.5	31.4	9.00	7.82	3.50	2.6
THE48B(3,4)1S	TPLC100C16MP11	21.0	CF/CM/CU48D	1300	45.5	30.6	14.25	11.75	47.5	31.4	9.00	7.82	3.50	2.6
THE48B(3,4)1S	TPLC100C16MP11	21.0	CF/CM/CU60C	1325	46.5	31.2	14.50	12.00	47.5	31.2	9.00	7.82	3.50	2.58
THE48B(3,4)1S	TPLC120C20MP11	21.0	CF/CM/CU48C	1300	45.5	30.6	14.00	11.75	47.5	31.4	9.00	7.82	3.50	2.6
THE48B(3,4)1S	TPLC120C20MP11	21.0	CF/CM/CU60C	1400	46.5	32.0	14.25	12.00	48.0	31.4	9.00	7.82	3.54	2.6
THE48B(3,4)1S	TPLC120C20MP11	21.0	CF/CM/CU60D	1350	46.5	32.0	14.25	12.00	47.5	31.4	9.00	7.82	3.56	2.6
THE48B(3,4)1S	TMLX100C16MP11	21.0	CF/CM/CU48C	1400	46.0	31.6	14.00	11.75	48.0	31.6	9.00	7.82	3.54	2.62
THE48B(3,4)1S	TMLX100C16MP11	21.0	CF/CM/CU48D	1400	46.0	31.6	14.00	11.75	48.0	31.6	9.00	7.82	3.54	2.6
THE48B(3,4)1S	TMLX100C16MP11	21.0	CF/CM/CU60C	1400	46.5	32.0	14.25	12.00	48.0	31.4	9.00	7.82	3.54	2.6
THE48B(3,4)1S	TMLX100C16MP11	21.0	CF/CM/CU60D	1400	46.5	32.0	14.25	12.00	48.0	31.4	9.00	7.82	3.54	2.6
THE48B(3,4)1S	TMLX120C20MP11	21.0	CF/CM/CU48C	1400	46.0	31.8	14.00	11.75	48.0	31.6	9.00	7.82	3.56	2.62
THE48B(3,4)1S	TMLX120C20MP11	21.0	CF/CM/CU48D	1400	46.0	31.8	14.00	11.75	48.0	31.6	9.00	7.82	3.56	2.62

**SYSTEM CAPACITY - With High Efficiency Motor Furnaces<sup>1</sup>**

UNIT MODEL	FURNACE		COIL MODEL <sup>2</sup>	COOLING					HEATING					
	MODEL	WIDTH		RATED CFM	NET MBH		SEER	EER	NET MBH		HSPF Region IV	HSPF Region V	COP	
					TOTAL	SENS.			47°F OD	17°F OD			47°F OD	17°F OD
THE48B(3,4)1S	TMLX120C20MP11	21.0	CF/CM/CU60C	1400	46.5	32.0	14.25	12.00	47.5	31.4	9.00	7.82	3.54	2.6
THE48B(3,4)1S	TMLX120C20MP11	21.0	CF/CM/CU60D	1400	46.5	32.0	14.25	12.00	47.5	31.4	9.00	7.82	3.54	2.6
THE48B(3,4)1S	TM8Y100C16MP11	21.0	CF/CM/CU48C	1400	46.0	31.6	14.00	11.75	48.0	31.6	9.00	7.82	3.54	2.62
THE48B(3,4)1S	TM8Y100C16MP11	21.0	CF/CM/CU48D	1400	46.0	31.6	14.00	11.75	48.0	31.6	9.00	7.82	3.54	2.6
THE48B(3,4)1S	TM8Y100C16MP11	21.0	CF/CM/CU60C	1400	46.5	32.0	14.25	12.00	48.0	31.4	9.00	7.82	3.54	2.6
THE48B(3,4)1S	TM8Y100C16MP11	21.0	CF/CM/CU60D	1400	46.5	32.0	14.25	12.00	48.0	31.4	9.00	7.82	3.54	2.6
THE48B(3,4)1S	TM8Y120C20MP11	21.0	CF/CM/CU48C	1400	46.0	31.8	14.00	11.75	48.0	31.6	9.00	7.82	3.56	2.62
THE48B(3,4)1S	TM8Y120C20MP11	21.0	CF/CM/CU48D	1400	46.0	31.8	14.00	11.75	48.0	31.6	9.00	7.82	3.56	2.62
THE48B(3,4)1S	TM8Y120C20MP11	21.0	CF/CM/CU60C	1400	46.5	32.0	14.25	12.00	47.5	31.4	9.00	7.82	3.54	2.6
THE48B(3,4)1S	TM8Y120C20MP11	21.0	CF/CM/CU60D	1400	46.5	32.0	14.25	12.00	47.5	31.4	9.00	7.82	3.54	2.6
THE48B(3,4)1S	TM9Y100C16MP11	21.0	CF/CM/CU48C	1325	45.5	30.8	14.00	11.75	47.5	31.6	9.00	7.82	3.48	2.58
THE48B(3,4)1S	TM9Y100C16MP11	21.0	CF/CM/CU60C	1325	46.0	31.0	14.25	11.75	47.5	31.4	9.00	7.82	3.48	2.56
THE48B(3,4)1S	TM9Y100C16MP11	21.0	CF/CM/CU60D	1325	46.0	31.0	14.25	11.75	47.5	31.4	9.00	7.82	3.48	2.58
THE48B(3,4)1S	TM9Y100C20MP11	21.0	CF/CM/CU48C	1400	46.0	31.8	14.00	11.75	48.0	31.6	9.00	7.82	3.54	2.62
THE48B(3,4)1S	TM9Y100C20MP11	21.0	CF/CM/CU48D	1400	46.0	31.6	14.00	11.75	48.0	31.6	9.00	7.82	3.54	2.62
THE48B(3,4)1S	TM9Y100C20MP11	21.0	CF/CM/CU60C	1400	46.5	32.0	14.25	12.00	47.5	31.4	9.00	7.82	3.54	2.6
THE48B(3,4)1S	TM9Y100C20MP11	21.0	CF/CM/CU60D	1400	46.5	32.0	14.25	12.00	47.5	31.4	9.00	7.82	3.54	2.6
THE48B(3,4)1S	TM9Y120D20MP11	24.5	CF/CM/CU48D	1400	46.0	31.8	14.25	11.75	48.0	31.6	9.00	7.82	3.56	2.62
THE48B(3,4)1S	TM9Y120D20MP11	24.5	CF/CM/CU60D	1400	47.0	32.2	14.50	12.00	47.5	31.4	9.00	7.82	3.56	2.62
THE48B(3,4)1S	YP9C100C16MP11	21.0	CF/CM/CU48C	1425	46.0	31.6	14.00	11.75	48.0	31.8	9.00	7.82	3.52	2.6
THE48B(3,4)1S	YP9C100C16MP11	21.0	CF/CM/CU48D	1425	46.0	31.8	14.25	12.00	47.5	31.4	9.00	7.82	3.58	2.64
THE48B(3,4)1S	YP9C100C16MP11	21.0	CF/CM/CU60C	1450	46.5	32.0	14.00	11.75	48.0	31.6	8.75	7.60	3.50	2.56
THE48B(3,4)1S	YP9C100C20MP11	21.0	CF/CM/CU48C	1275	45.5	30.2	14.00	11.75	47.5	31.4	9.00	7.82	3.46	2.58
THE48B(3,4)1S	YP9C100C20MP11	21.0	CF/CM/CU48D	1300	45.5	30.6	14.25	11.75	47.5	31.4	9.00	7.82	3.50	2.6
THE48B(3,4)1S	YP9C100C20MP11	21.0	CF/CM/CU60C	1450	46.5	31.8	14.00	11.75	48.0	31.6	8.75	7.60	3.50	2.56
THE48B(3,4)1S	YP9C120D20MP11	24.5	CF/CM/CU60D	1425	46.5	32.2	14.25	12.00	47.5	31.4	9.00	7.82	3.56	2.6
THE48B(3,4)1S	TP9C100C16MP11	21.0	CF/CM/CU48C	1425	46.0	31.6	14.00	11.75	48.0	31.8	9.00	7.82	3.52	2.6
THE48B(3,4)1S	TP9C100C16MP11	21.0	CF/CM/CU48D	1425	46.0	31.8	14.25	12.00	47.5	31.4	9.00	7.82	3.58	2.64
THE48B(3,4)1S	TP9C100C16MP11	21.0	CF/CM/CU60C	1450	46.5	32.0	14.00	11.75	48.0	31.6	8.75	7.60	3.50	2.56
THE48B(3,4)1S	TP9C100C20MP11	21.0	CF/CM/CU48C	1275	45.5	30.2	14.00	11.75	47.5	31.4	9.00	7.82	3.46	2.58
THE48B(3,4)1S	TP9C100C20MP11	21.0	CF/CM/CU48D	1300	45.5	30.6	14.25	11.75	47.5	31.4	9.00	7.82	3.50	2.6
THE48B(3,4)1S	TP9C100C20MP11	21.0	CF/CM/CU60C	1450	46.5	31.8	14.00	11.75	48.0	31.6	8.75	7.60	3.50	2.56
THE48B(3,4)1S	TP9C120D20MP11	24.5	CF/CM/CU60D	1425	46.5	32.2	14.25	12.00	47.5	31.4	9.00	7.82	3.56	2.6
THE60B(3,4)1S	TM8V100C20MP11	21.0	CF/CM64D	1425	54.5	36.0	14.00	12.00	56.5	37.4	9.25	8.04	3.72	2.76
THE60B(3,4)1S	TM8V120C20MP11	21.0	CF/CM64D	1425	54.5	36.0	14.00	12.00	56.5	37.4	9.25	8.04	3.72	2.76
THE60B(3,4)1S	TM8X080C16MP11	21.0	CF/CM64D	1400	54.0	35.8	14.00	12.00	56.5	37.4	9.25	8.04	3.70	2.74
THE60B(3,4)1S	TM8X100C16MP11	21.0	CF/CM64D	1400	54.0	35.8	14.00	12.00	56.5	37.4	9.25	8.04	3.70	2.74

**SYSTEM CAPACITY - With High Efficiency Motor Furnaces<sup>1</sup>**

UNIT MODEL	FURNACE		COIL MODEL <sup>2</sup>	COOLING					HEATING					
	MODEL	WIDTH		RATED CFM	NET MBH		SEER	EER	NET MBH		HSPF Region IV	HSPF Region V	COP	
					TOTAL	SENS.			47°F OD	17°F OD			47°F OD	17°F OD
THE60B(3,4)1S	TM8X100C20MP11	21.0	CF/CM64D	1450	54.5	36.4	14.25	12.00	56.5	37.4	9.25	8.04	3.78	2.78
THE60B(3,4)1S	TM8X120C20MP11	21.0	CF/CM64D	1450	54.5	36.4	14.25	12.00	56.5	37.4	9.25	8.04	3.78	2.78
THE60B(3,4)1S	TM8Y080C16MP11	21.0	CF/CM64D	1400	54.0	35.8	14.00	12.00	56.5	37.4	9.25	8.04	3.70	2.74
THE60B(3,4)1S	TM8Y100C16MP11	21.0	CF/CM64D	1400	54.0	35.8	14.00	12.00	56.5	37.4	9.25	8.04	3.70	2.74
THE60B(3,4)1S	TM8Y100C20MP11	21.0	CF/CM64D	1450	54.5	36.4	14.25	12.00	56.5	37.4	9.25	8.04	3.78	2.78
THE60B(3,4)1S	TM8Y120C20MP11	21.0	CF/CM64D	1450	54.5	36.4	14.25	12.00	56.5	37.4	9.25	8.04	3.78	2.78
THE60B(3,4)1S	TM9E100C20MP11	21.0	CF/CM64D	1400	54.0	35.8	14.00	12.00	56.5	37.4	9.00	7.82	3.72	2.76
THE60B(3,4)1S	TM9E120D20MP11	24.5	CF/CM64D	1400	54.5	35.8	14.25	12.00	56.5	37.2	9.25	8.04	3.74	2.76
THE60B(3,4)1S	TM9V120D20MP11	24.5	CF/CM64D	1525	54.5	37.0	14.00	12.00	57.0	37.6	9.00	7.82	3.80	2.78
THE60B(3,4)1S	TM9Y100C20MP11	21.0	CF/CM64D	1400	54.0	35.8	14.00	12.00	56.5	37.4	9.00	7.82	3.72	2.76
THE60B(3,4)1S	TM9Y120D20MP11	24.5	CF/CM64D	1400	54.5	35.8	14.25	12.00	56.5	37.2	9.25	8.04	3.74	2.76
THE60B(3,4)1S	TMLV100C20MP11	21.0	CF/CM64D	1425	54.5	36.0	14.00	12.00	56.5	37.4	9.25	8.04	3.72	2.76
THE60B(3,4)1S	TMLV120C20MP11	21.0	CF/CM64D	1425	54.5	36.0	14.00	12.00	56.5	37.4	9.25	8.04	3.72	2.76
THE60B(3,4)1S	TMLX080C16MP11	21.0	CF/CM64D	1400	54.0	35.8	14.00	12.00	56.5	37.4	9.25	8.04	3.70	2.74
THE60B(3,4)1S	TMLX100C16MP11	21.0	CF/CM64D	1400	54.0	35.8	14.00	12.00	56.5	37.4	9.25	8.04	3.70	2.74
THE60B(3,4)1S	TMLX100C20MP11	21.0	CF/CM64D	1450	54.5	36.4	14.25	12.00	56.5	37.4	9.25	8.04	3.78	2.78
THE60B(3,4)1S	TMLX120C20MP11	21.0	CF/CM64D	1450	54.5	36.4	14.25	12.00	56.5	37.4	9.25	8.04	3.78	2.78
THE60B(3,4)1S	TP9C120D20MP12C	24.5	CF/CM64D	1525	54.5	37.0	14.00	12.00	57.0	37.6	9.00	7.82	3.80	2.78
THE60B(3,4)1S	TPLC100C20MP12C	21.0	CF/CM64D	1425	54.5	36.0	14.00	12.00	56.5	37.4	9.25	8.04	3.72	2.76
THE60B(3,4)1S	TPLC120C20MP12C	21.0	CF/CM64D	1425	54.5	36.0	14.00	12.00	56.5	37.4	9.25	8.04	3.72	2.76
THE60B(3,4)1S	CP9C120D20MP12C	24.5	CF/CM64D	1525	54.5	37.0	14.00	12.00	57.0	37.6	9.00	7.82	3.80	2.78
THE60B(3,4)1S	CPLC100C20MP12C	21.0	CF/CM64D	1425	54.5	36.0	14.00	12.00	56.5	37.4	9.25	8.04	3.72	2.76
THE60B(3,4)1S	CPLC120C20MP12C	21.0	CF/CM64D	1425	54.5	36.0	14.00	12.00	56.5	37.4	9.25	8.04	3.72	2.76

For rated condition information, see the footnotes below the System Capacity - Single Piece and Modular Air Handlers table.

1. High Efficiency Motor Furnaces have B.O.D. (Blower on Delay) standard.

2. CM coils available with a factory installed horizontal drain pan. See price pages for specific model number.

PSC furnaces, such as the TG8S, TGLS, and TG9S, use Coil Only Ratings.

## APPLICATION & ACCESSORIES

Refer to Price Manual for specific model numbers.

Standard Application Limits*		
Maximum Lineset Equivalent Length		80 Ft
Outdoor Ambient Temperature Limits		
Cooling Operation	Maximum DB	125°F
	Minimum DB	55°F
Heating Operation	Maximum DB	75°F
	Minimum DB	-20°F

\* For applications such as Low Ambient, reduced linesets, and/or long linesets, see the accessories listed below.

**Standard Low Ambient Control Kit S1-2LA06700424:** Allows the use of air conditioning at low outdoor ambient temperatures down to +20°F (-7°C). For use with all R-410A single stage AC & HP models.

**Advanced Low Ambient Control Kit S1-2LA04701024:** Contains the necessary components and controls to allow cooling operation down to -20°F (-29°C). For use with some R-410A single stage AC & HP models. This accessory can only be applied to models that contain a PSC outdoor fan motor.

**High Ambient Outdoor Fan Motor S1-FHM\*\*\*\*HT:** Class F 70°C motor to allow cooling operation up to 160°F air entering the outdoor unit. For use with all R-410A single stage AC & HP models.

**Compressor Crankcase Heater Kit (S1-025\*\*\*\*\*):** A wrap-around electrical resistance heater that warms the compressor sump, reducing the chance of liquid slugging on startup. Required on all long lineset and low ambient applications. See Price Pages or Source1 SmartSearch for the correct part for each application.

**OD T-stat for Electric Heat Staging S1-37327982001** - Prevents the operation of electric heat above the set ambient temperature. Can provide multi-stage heat control based on outdoor temperature.

**Support Feet S1-HPRKIT\*\*:** Kit of 5 support feet to raise unit above snow or landscaping. Available in heights of 3", 6" or 12".

**Anchor Bracket Kit S1-1HK0401:** Firmly anchors unit to pad or support structure. When properly installed, approved for ground-mounted or roof-mounted applications.

**Indoor TXV Kit S1-1TVM\*\*\*:** Thermal expansion valves precisely meter refrigerant for optimum performance over a wide range of conditions. See System Charge Table, Price Pages, or Source1 Smart Search for TXV part number for each AC & HP model.

**Wall Mount Kit (S1-ACB\*\*):** Includes two brackets to allow outdoor unit to be securely mounted to a vertical wall. Mounting hardware is field sourced according to the specific application.

**Winter Cover Kit S1-CCVRE\*\*\*:** Custom fit winter cover protects AC condensing unit from debris during the off-season. Must be removed prior to unit operation. See Price Pages or Source1 SmartSearch for the correct cover for each application.

**Cold Weather Charging Tent S1-CHGTENT01:** Provides warm environment to accurately service AC & HP systems in ambient conditions 55°F (13°C) or colder.

**Touch-up Paint S1-5130153\*\*\*\*:** Color matched aerosol paint for touching up unit chassis and panels. See Price Pages or Source1 SmartSearch for the correct color for each application.

**Compressor Sound Blanket S1-01007xxx000:** A field installed dense foam cover that provides 2dBA sound level reduction. See Price Pages or Source1 SmartSearch for the correct blanket for each application.

**Thermostat:** Compatible thermostat controls are available through accessory sourcing. For optimum performance, these outdoor units are fully compatible with our Coleman Hx™ Touchscreen Thermostats available through Source1. For more information, see the thermostat section of the Product Equipment Catalog.

## SOUND POWER RATINGS - COOLING

Cooling	Octave Band Sound Power Level (db re. 1-pW)								
Model Number	63	125	250	500	1000	2000	4000	8000	dBA
THE30B(3,4)1S	68.0	70.6	68.3	70.0	68.9	65.5	64.7	61.1	76
THE36B(3,4)2S	68.4	70.2	68.8	68.9	69.0	65.0	63.3	60.2	73
THE42B(3,4)2S	69.3	72.9	65.6	68.9	72.1	62.9	57.6	53.1	74
THE48B(3,4)1S	58.0	70.7	64.1	68.3	66.1	61.7	57.9	56.0	78
THE60B(3,4)1S	69.1	71.6	68.9	71.3	70.2	65.5	61.5	58.4	78
Heating	Octave Band Sound Power Level (db re. 1-pW)								
Model Number	63	125	250	500	1000	2000	4000	8000	dBA
THE30B(3,4)1S	70.3	74.6	70.5	71.9	68.9	66.0	60.4	58.7	76
THE36B(3,4)2S	69.3	70.0	70.8	71.3	70.8	67.1	62.5	61.3	75
THE42B(3,4)2S	69.2	68.4	65.9	70.8	69.3	64.6	62.1	57.9	73
THE48B(3,4)1S	61.2	69.6	65.8	68.1	65.5	60.3	55.2	52.4	78
THE60B(3,4)1S	72.6	73.4	70.8	71.9	69.0	67.2	65.4	65.5	78

Rated in accordance with ARI Standard 270.

## MECHANICAL SPECIFICATIONS

### MANUFACTURE AND CERTIFICATIONS

- Units shall be manufactured in an ISO 9001 certified facility.
- Units shall be certified by CSA to UL 1995 / CSA 22.2 and performance certified to ANSI/AHRI Standard 210/240.
- Units shall be sound tested according to ANSI/AHRI Standard 270.
- Certified matched system ratings will be available for download from the AHRI online directory at [www.ahridirectory.org](http://www.ahridirectory.org).
- Unit packaging shall be marked, "Assembled in the USA"

### UNIT APPLICATION

- Units shall be approved for cooling operation between 55°F and 125°F without modification.
- Units shall be approved for heating operation between -20°F and 75°F without modification.
- Units shall be approved for linesets up to 80 feet equivalent length without modification.
- Units shall be approved for installation within 6 inches of a flat vertical wall without modification, according to the instructions in the technical literature.
- Units shall be certified to the 5th Edition (2014) of the Florida Building Code for a combined allowable lateral and uplift wind force of 200 psf and 100 psf, respectively, for both ground-mounted and rooftop-mounted applications up to 200 feet above grade with approved mounting kit

### UNIT ACCESS

- Units shall have a removable fan guard that can be removed independently of the top for interior access through the top of the unit without damaging the coil.
- Units shall have two removable stamped steel coil guards for exterior coil access.
- Units shall have a separate compartment for electrical controls that can be accessed without disturbing the unit airflow.
- Units shall have a blockoff panel that can be removed to provide interior unit access through the side of the unit.
- Units shall have a removable blockoff panel and a swing away removable electrical panel that provides sufficient interior unit access for removing the compressor through the side of the unit.

### UNIT CONSTRUCTION

- Units shall be shipped completely wired, piped and assembled. Wiring pigtails shall be provided for field control wiring connections. Service valves shall be provided for field refrigerant line connections.
- Units shall be factory leak checked, run tested, and shipped with a holding charge of R-410A refrigerant.

- Unit cabinet components shall be G90 equivalent steel finished with powder-coat paint rated at a minimum of 1,000 hours under ASTM B117 testing.
- Unit base pan shall be stamped G90 equivalent steel finished with powder-coat paint rated at a minimum of 500 hours under ASTM B117 testing.
- Units shall have a single corner post opposite the electrical control box and two independently removable steel coil guard panels to optimize cabinet strength and serviceability.
- Units shall have L-shaped stamped sheet metal coil guards with extruded slots for maximum panel durability and stiffness.
- Units shall have a factory installed filter-drier for faster installation and improved system reliability.
- Unit base valves shall be mounted diagonally on the unit base pan with service ports that provide sufficient clearance for low-loss hose fittings.
- Units shall provide a service port mounted in the base pan such that panels can be removed without moving the service port.
- Units shall be constructed with a high pressure switch and a low pressure switch for system protection.
- Units shall be constructed with all badging and labels applied at the factory.

### UNIT COMPONENTS

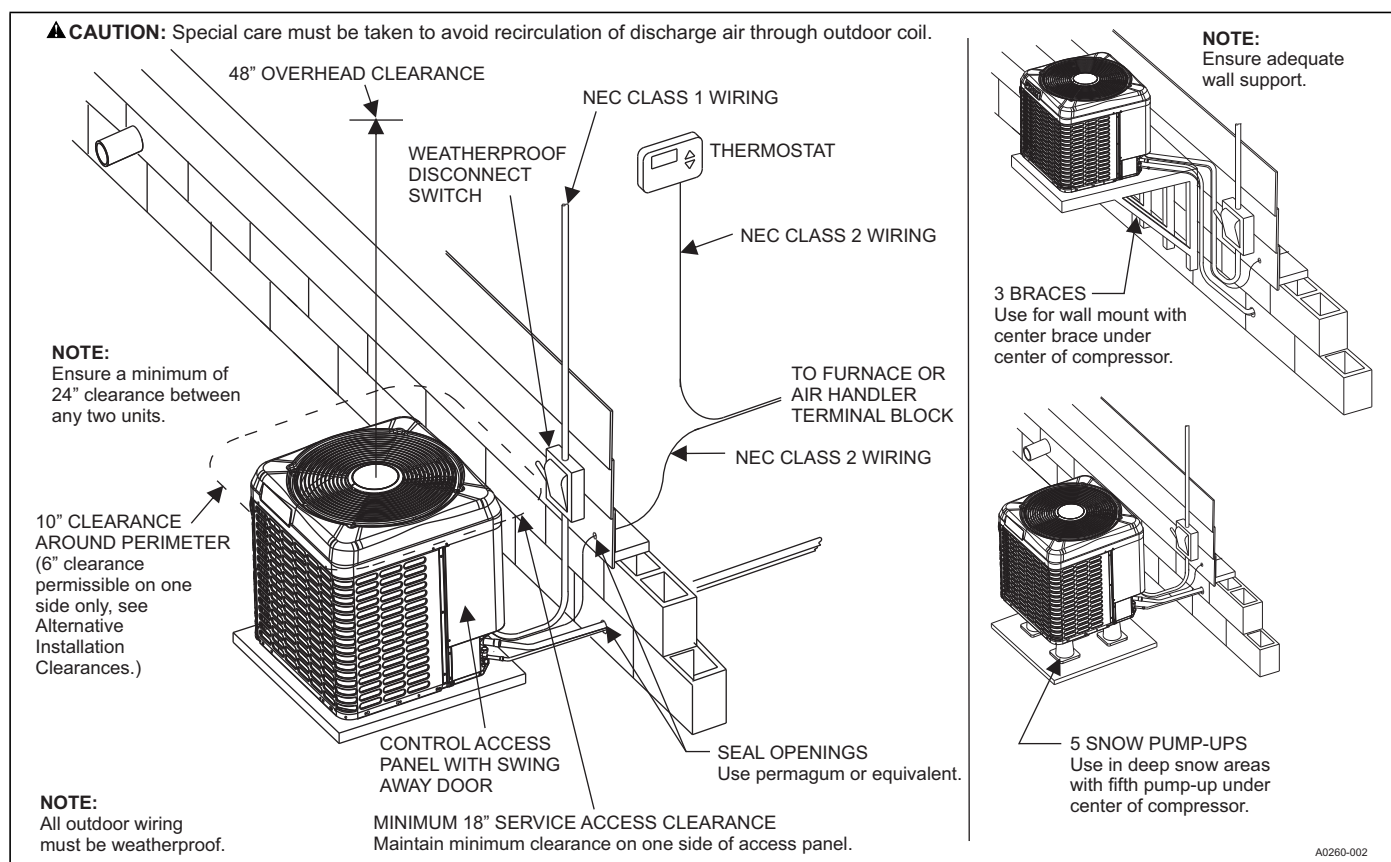
- Compressor shall be hermetic with internal electrical overload protection and internal overpressure protection.
- Compressor shall be mounted on rubber vibration isolators that do not require the removal of transportation clips or brackets.
- Units shall be constructed with internally sprung reciprocating compressors for low vibration. (Applies to select models).
- Units shall be constructed with scroll compressors.
- Outdoor fan shall be direct drive with vertical air discharge for low sound levels.
- Outdoor fan motor shall be totally enclosed with permanently lubricated ball bearings motors approved for vertical shaft applications.
- Outdoor coil shall be air cooled and constructed of enhanced aluminum fins mechanically bonded to internally enhanced Ø 7mm copper tubing.

### UNIT WARRANTIES

- Unit manufacturer shall provide a 5-Year compressor warranty without a requirement for unit registration.
- Unit manufacturer shall provide a 5-Year parts warranty without a requirement for unit registration.

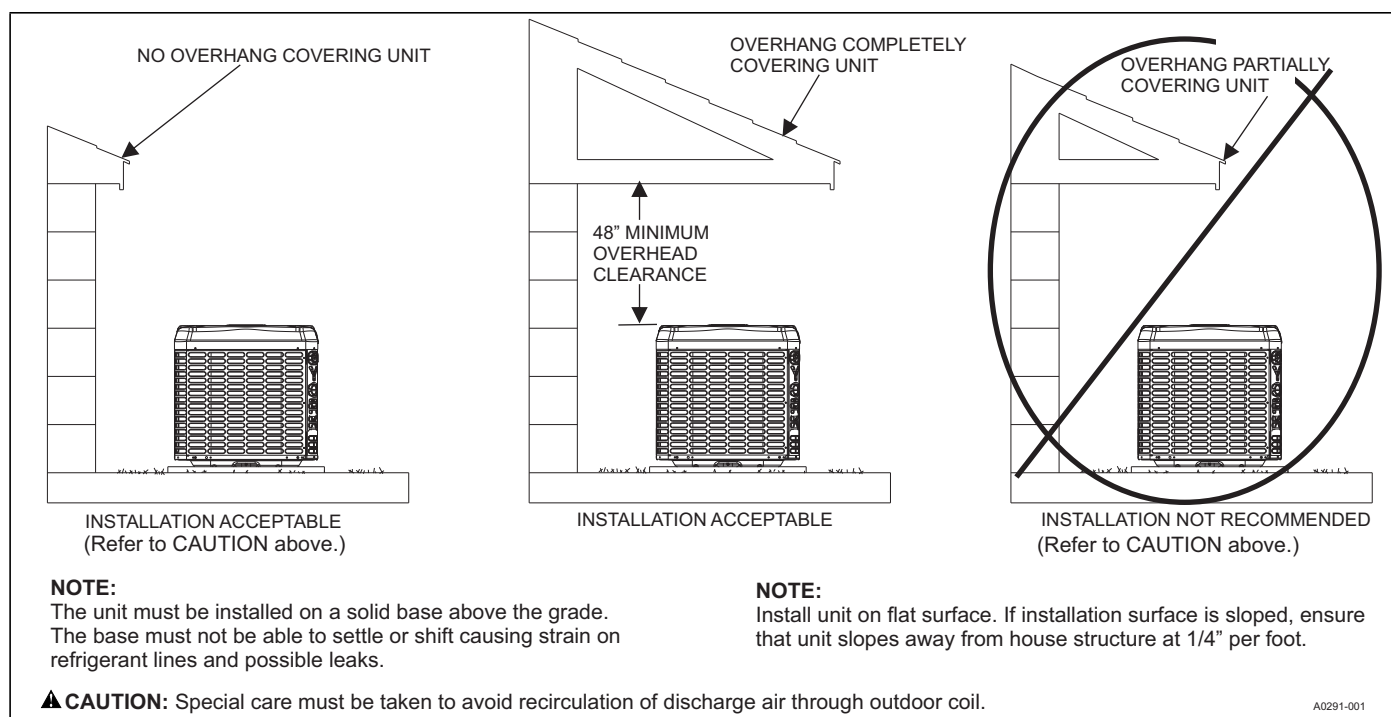


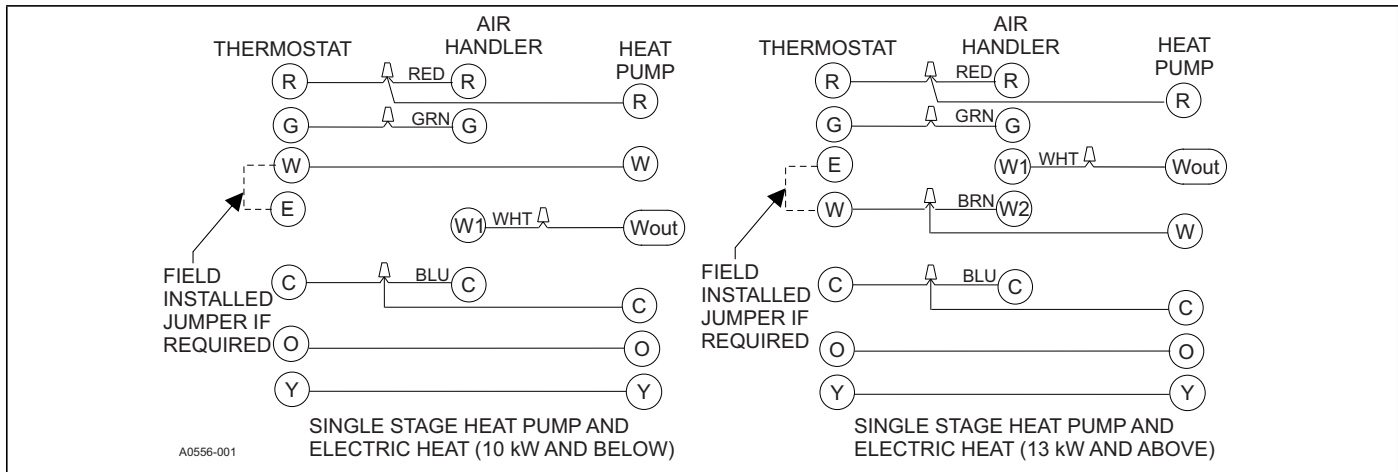
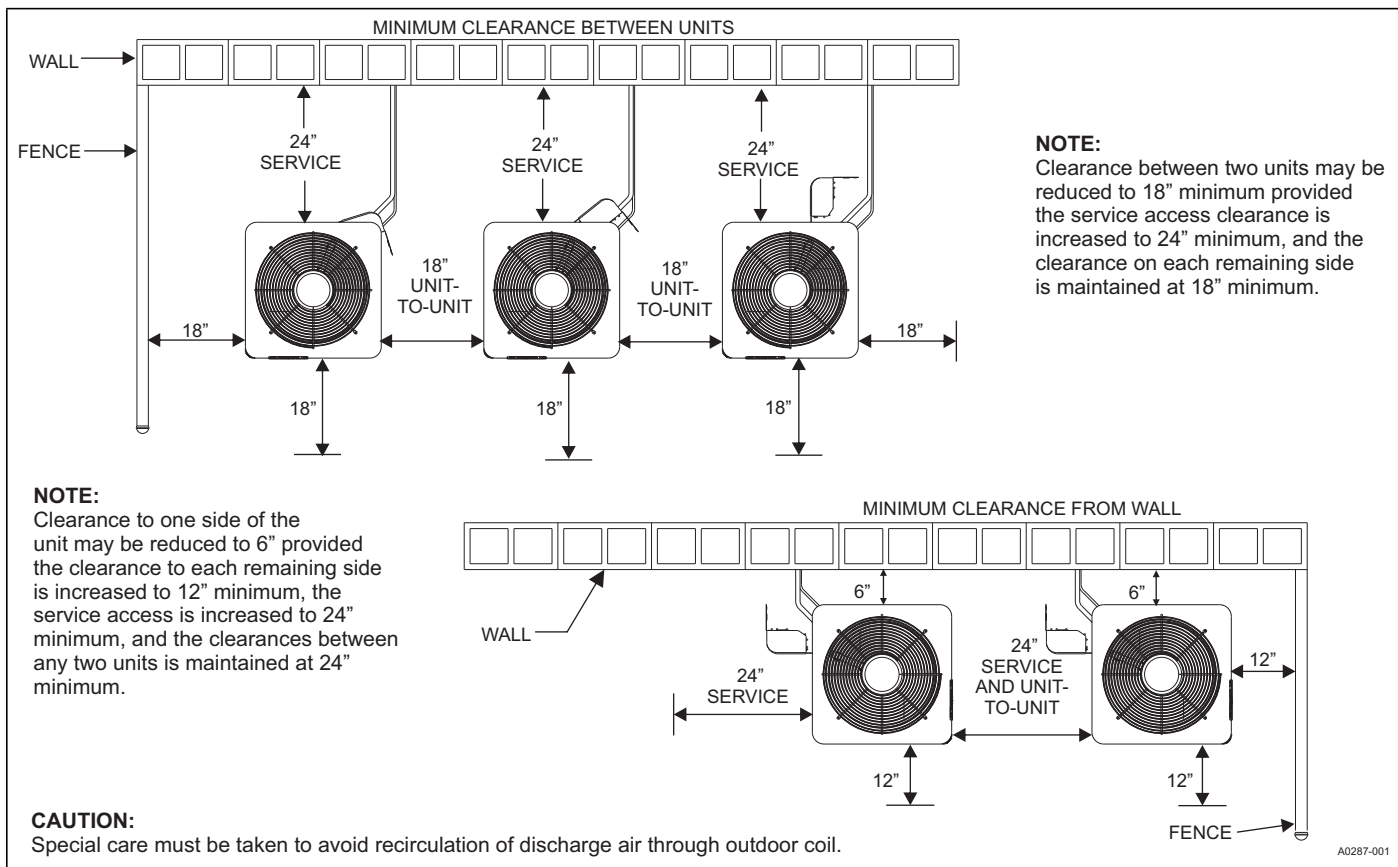
## TYPICAL INSTALLATION



## ▲ CAUTION

Care must be taken to prevent ice from damaging the unit. Damage may occur from ice falling onto unit from a sloped roof or from a vertical drip line due to a partial overhang.



**TYPICAL FIELD WIRING****ALTERNATIVE INSTALLATION CLEARANCES**



**PERFORMANCE DATA - 2.5 TON**

<b>CONDENSER-ONLY DATA (OUTDOOR UNIT)</b>																
<b>MODEL</b>	<b>SATURATED SUCTION @ COMPRESSOR</b>		<b>Outdoor Ambient Temperature</b>													
			<b>65 °F</b>		<b>75 °F</b>		<b>85 °F</b>		<b>95 °F</b>		<b>105 °F</b>		<b>115 °F</b>		<b>125 °F</b>	
	<b>T (°F)</b>	<b>P (PSIG)</b>	<b>MBH</b>	<b>KW</b>	<b>MBH</b>	<b>KW</b>	<b>MBH</b>	<b>KW</b>	<b>MBH</b>	<b>KW</b>	<b>MBH</b>	<b>KW</b>	<b>MBH</b>	<b>KW</b>	<b>MBH</b>	<b>KW</b>
<b>THE30B(3,4)1S</b>	35	107	26.6	1.45	24.8	1.62	23.0	1.79	21.2	1.95	19.4	2.12	17.6	2.29	15.8	2.46
	40	119	30.0	1.43	28.0	1.61	26.0	1.80	23.9	1.98	21.9	2.16	19.9	2.35	17.9	2.53
	45	130	33.4	1.41	31.1	1.61	28.9	1.81	26.7	2.01	24.5	2.20	22.2	2.40	20.0	2.60
	50	143	36.7	1.39	34.3	1.60	31.9	1.82	29.4	2.03	27.0	2.25	24.5	2.46	22.1	2.67
	55	156	40.1	1.37	37.5	1.60	34.8	1.83	32.2	2.06	29.5	2.29	26.9	2.52	24.2	2.74

**Notes:**

1. For Outdoor Unit (Condenser) performance only. Data does not include the effects of air handler power or heat.
2. Performance based on 15°F subcooling and 15°F superheat at the Outdoor Unit base valves.
  - a. Increase capacity by 1% for each 2°F increase in subcooling.
  - b. Decrease capacity by 1% for each 2°F decrease in subcooling.
3. Maximum recommended condensing temperature is 140°F.

<b>COOLING PERFORMANCE DATA</b>																
<b>AIR CONDITIONER MODEL NO.</b>			<b>THE30B(3,4)1S</b>													
<b>AIR TEMP. ENTERING OUTDOOR UNIT (°F)</b>	<b>IDCFM</b>	<b>800</b>					<b>1000</b>					<b>1200</b>				
	<b>ID DB (°F)</b>	<b>80</b>	<b>80</b>	<b>75</b>	<b>80</b>	<b>80</b>	<b>80</b>	<b>80</b>	<b>75</b>	<b>80</b>	<b>80</b>	<b>80</b>	<b>80</b>	<b>75</b>	<b>80</b>	<b>80</b>
	<b>ID WB (°F)</b>	<b>57</b>	<b>62</b>	<b>62</b>	<b>67</b>	<b>72</b>	<b>57</b>	<b>62</b>	<b>62</b>	<b>67</b>	<b>72</b>	<b>57</b>	<b>62</b>	<b>62</b>	<b>67</b>	<b>72</b>
<b>65</b>	<b>T.C.</b>	27.2	29.1	29.5	31.1	32.4	28.4	29.5	29.7	31.3	32.2	29.7	29.9	29.9	31.4	32.1
	<b>S.C.</b>	27.0	24.3	21.0	19.8	15.4	28.2	26.0	22.4	21.0	15.9	29.5	27.8	23.7	22.2	16.5
	<b>KW</b>	1.75	1.76	1.77	1.77	1.77	1.83	1.84	1.84	1.84	1.85	1.90	1.91	1.91	1.92	1.92
<b>75</b>	<b>T.C.</b>	26.9	28.3	28.8	31.6	34.0	28.5	29.2	29.4	32.1	34.0	30.0	30.0	29.9	32.6	34.0
	<b>S.C.</b>	26.6	24.3	20.9	20.7	16.3	28.2	26.9	23.0	22.7	17.3	29.8	29.5	25.0	24.6	18.2
	<b>KW</b>	1.91	1.93	1.93	1.93	1.92	1.98	2.00	2.00	2.00	2.00	2.06	2.07	2.07	2.08	2.08
<b>85</b>	<b>T.C.</b>	25.7	27.0	27.2	30.1	32.9	27.2	27.8	27.8	30.6	33.1	28.7	28.6	28.4	31.0	33.4
	<b>S.C.</b>	25.5	23.5	20.0	20.1	15.9	27.0	25.9	22.1	22.1	17.1	28.6	28.4	24.2	24.1	18.2
	<b>KW</b>	2.12	2.14	2.13	2.13	2.12	2.19	2.21	2.21	2.21	2.20	2.26	2.27	2.28	2.28	2.27
<b>95</b>	<b>T.C.</b>	24.5	25.7	25.6	28.6	31.7	26.0	26.5	26.3	29.0	32.3	27.4	27.2	26.9	29.4	32.8
	<b>S.C.</b>	24.3	22.7	19.1	19.5	15.5	25.8	25.0	21.2	21.5	16.9	27.3	27.2	23.3	23.5	18.2
	<b>KW</b>	2.34	2.35	2.34	2.34	2.33	2.40	2.42	2.41	2.41	2.40	2.47	2.48	2.49	2.48	2.47
<b>105</b>	<b>T.C.</b>	23.2	24.1	24.0	26.8	29.7	24.5	24.9	24.5	27.2	30.1	25.8	25.7	25.1	27.5	30.6
	<b>S.C.</b>	23.0	21.9	18.2	18.8	14.8	24.4	23.8	20.3	20.8	16.1	25.7	25.7	22.3	22.8	17.4
	<b>KW</b>	2.65	2.66	2.65	2.65	2.63	2.71	2.72	2.72	2.72	2.70	2.77	2.78	2.79	2.79	2.77
<b>115</b>	<b>T.C.</b>	21.9	22.6	22.4	25.1	27.7	23.1	23.4	22.9	25.4	28.1	24.3	24.2	23.3	25.7	28.4
	<b>S.C.</b>	21.7	21.0	17.4	18.0	14.1	23.0	22.6	19.4	20.1	15.4	24.2	24.2	21.4	22.2	16.7
	<b>KW</b>	2.95	2.95	2.95	2.95	2.93	3.01	3.02	3.02	3.01	2.99	3.07	3.08	3.09	3.08	3.06
<b>125</b>	<b>T.C.</b>	20.6	21.1	20.8	23.4	25.8	21.7	21.9	21.2	23.7	26.1	22.8	22.7	21.6	23.9	26.3
	<b>S.C.</b>	20.4	20.2	16.5	17.3	13.4	21.6	21.5	18.5	19.4	14.7	22.7	22.7	20.5	21.5	15.9
	<b>KW</b>	3.24	3.25	3.25	3.24	3.22	3.31	3.31	3.32	3.31	3.29	3.37	3.37	3.38	3.38	3.35
<b>NOTE: ALL CAPACITIES INCLUDE INDOOR FAN HEAT. KW VALUES ARE FOR THE SYSTEM (OUTDOOR + INDOOR).</b>																
Green shaded cells are ACCA (TVA) conditions.																
Blue shaded cells are AHRI conditions.																

**Multipliers for determining the performance with other indoor sections.**

**NOTE:** For dry bulb temperatures different than those listed (between 73-87 °F), sensible capacity increases by 1060 BTUH per 1000 CFM per degree above the listed temperature and decreases by 1060 BTUH per 1000 CFM per degree below the listed temperature.

**COIL MULTIPLIERS - 2.5 TON**

Air Handler	Coil	T.C.	S.C.	KW
–	CF/CM/CU36B	1.00	1.00	1.00
–	CF/CM/CU36C	1.00	1.00	1.00
–	CF/CM/CU36D	1.00	1.00	1.00
–	CF/CM/CU42C	1.01	1.01	1.02
–	CF/CM/CU42D	1.01	1.01	1.02
–	CF/CM36A	0.99	0.99	1.00
AE30BX21	–	0.98	0.99	1.00
AE36BX21	–	1.02	1.02	0.93
AE36CX21	–	1.02	1.03	0.91
AE42CX21	–	1.03	1.04	0.92
AP30BX21	–	0.99	0.99	1.00
AP36BX21	–	1.00	1.00	1.00
AVC30BX21	–	0.98	0.99	1.00
AVC36BX21	–	1.02	1.03	0.92
AVC36CX21	–	1.03	1.03	0.91
AVC42CX21	–	1.02	1.03	0.91
ME12BN21	CF/CM36B	1.01	1.02	0.96
ME12BN21	CF42B	1.04	1.04	0.96
ME14DN21	CF/CM36D	1.02	1.03	0.94
ME14DN21	CF/CM42D	1.03	1.04	0.96
ME16CN21	CF/CM36C	1.01	1.01	0.98
ME16CN21	CF/CM42C	1.03	1.02	0.99
MVC08BN21	CF42B	1.03	1.04	0.97
MVC12BN21	CF/CM36B	1.01	1.02	0.98
MVC12BN21	CF42B	1.04	1.04	0.98
MVC14DN21	CF/CM36D	1.02	1.03	0.95
MVC14DN21	CF/CM42D	1.03	1.04	0.96
MVC16CN21	CF/CM36C	1.03	1.03	0.95
MVC16CN21	CF/CM42C	1.04	1.04	0.97

**FURNACE MULTIPLIERS - 2.5 TON**

Furnaces	Coil	T.C.	S.C.	KW
TM8V060A12MP11	CF/CM36A	1.00	1.01	0.99
TM8V080B12MP11	CF/CM/CU36B	1.01	1.01	0.97
TM8V080B12MP11	CF42B	1.03	1.02	0.99
TM8V080C16MP11	CF/CM/CU36C	1.01	1.00	0.95
TM8V080C16MP11	CF/CM/CU42C	1.04	1.04	0.97
TM8V100C16MP11	CF/CM/CU36C	1.01	1.00	0.95
TM8V100C16MP11	CF/CM/CU42C	1.04	1.04	0.97
TM8X060A12MP11	CF/CM36A	1.01	1.01	0.97
TM8X080B12MP11	CF/CM/CU36B	1.01	1.02	0.96
TM8X080B12MP11	CF42B	1.03	1.03	0.97
TM8X080C16MP11	CF/CM/CU36C	1.01	1.02	0.96
TM8X080C16MP11	CF/CM/CU36D	1.02	1.02	0.96
TM8X080C16MP11	CF/CM/CU42C	1.03	1.03	0.96
TM8X080C16MP11	CF/CM/CU42D	1.03	1.03	0.96
TM8X100C16MP11	CF/CM/CU36C	1.01	1.02	0.96
TM8X100C16MP11	CF/CM/CU36D	1.02	1.02	0.96
TM8X100C16MP11	CF/CM/CU42C	1.03	1.03	0.96
TM8X100C16MP11	CF/CM/CU42D	1.03	1.03	0.96
TM8X100C20MP11	CF/CM/CU36C	1.01	1.02	0.96
TM8X100C20MP11	CF/CM/CU36D	1.02	1.02	0.96
TM8X100C20MP11	CF/CM/CU42C	1.03	1.03	0.96
TM8X100C20MP11	CF/CM/CU42D	1.03	1.03	0.96

**FURNACE MULTIPLIERS - 2.5 TON (Continued)**

Furnaces	Coil	T.C.	S.C.	KW
TM8X120C20MP11	CF/CM/CU36C	1.01	1.02	0.96
TM8X120C20MP11	CF/CM/CU36D	1.02	1.02	0.96
TM8X120C20MP11	CF/CM/CU42C	1.03	1.03	0.96
TM8X120C20MP11	CF/CM/CU42D	1.03	1.03	0.96
TM8Y060A12MP11	CF/CM36A	1.01	1.01	0.97
TM8Y080B12MP11	CF/CM/CU36B	1.01	1.02	0.96
TM8Y080B12MP11	CF42B	1.03	1.03	0.97
TM8Y080C16MP11	CF/CM/CU36C	1.01	1.02	0.96
TM8Y080C16MP11	CF/CM/CU36D	1.02	1.02	0.96
TM8Y080C16MP11	CF/CM/CU42C	1.03	1.03	0.96
TM8Y080C16MP11	CF/CM/CU42D	1.03	1.03	0.96
TM8Y100C16MP11	CF/CM/CU36C	1.01	1.02	0.96
TM8Y100C16MP11	CF/CM/CU36D	1.02	1.02	0.96
TM8Y100C16MP11	CF/CM/CU42C	1.03	1.03	0.96
TM8Y100C16MP11	CF/CM/CU42D	1.03	1.03	0.96
TM8Y100C20MP11	CF/CM/CU36C	1.01	1.02	0.96
TM8Y100C20MP11	CF/CM/CU36D	1.02	1.02	0.96
TM8Y100C20MP11	CF/CM/CU42C	1.03	1.03	0.96
TM8Y100C20MP11	CF/CM/CU42D	1.03	1.03	0.96
TM8Y120C20MP11	CF/CM/CU36C	1.01	1.02	0.96
TM8Y120C20MP11	CF/CM/CU36D	1.02	1.02	0.96
TM8Y120C20MP11	CF/CM/CU42C	1.03	1.03	0.96
TM8Y120C20MP11	CF/CM/CU42D	1.03	1.03	0.96
TM9E040A10MP11	CF/CM36A	1.00	1.01	0.99
TM9E060B12MP11	CF/CM/CU36B	1.01	1.00	0.96
TM9E060B12MP11	CF42B	1.04	1.03	0.97
TM9E080B12MP11	CF/CM/CU36B	1.01	1.00	0.96
TM9E080B12MP11	CF42B	1.04	1.03	0.97
TM9E080C16MP11	CF/CM/CU36C	1.01	1.01	0.98
TM9E080C16MP11	CF/CM/CU36D	1.01	1.02	0.98
TM9E080C16MP11	CF/CM/CU42C	1.03	1.03	0.97
TM9E080C16MP11	CF/CM/CU42D	1.03	1.03	0.97
TM9E100C16MP11	CF/CM/CU36C	1.01	1.01	0.98
TM9E100C16MP11	CF/CM/CU36D	1.01	1.02	0.98
TM9E100C16MP11	CF/CM/CU42C	1.03	1.03	0.97
TM9E100C16MP11	CF/CM/CU42D	1.03	1.03	0.97
TM9E100C20MP11	CF/CM/CU36C	1.02	1.03	0.94
TM9E100C20MP11	CF/CM/CU36D	1.02	1.03	0.94
TM9E100C20MP11	CF/CM/CU42C	1.04	1.05	0.96
TM9E100C20MP11	CF/CM/CU42D	1.04	1.05	0.96
TM9E120D20MP11	CF/CM/CU36D	1.02	1.03	0.95
TM9E120D20MP11	CF/CM/CU42D	1.04	1.05	0.96
TM9V060B12MP11	CF/CM/CU36B	1.01	1.02	0.98
TM9V060B12MP11	CF42B	1.04	1.03	0.97
TM9V080B12MP11	CF/CM/CU36B	1.01	1.02	0.98
TM9V080B12MP11	CF42B	1.04	1.03	0.97
TM9V080C16MP11	CF/CM/CU36C	1.02	1.03	0.94
TM9V080C16MP11	CF/CM/CU42C	1.04	1.04	0.96
TM9V100C16MP11	CF/CM/CU36C	1.02	1.03	0.94
TM9V100C16MP11	CF/CM/CU42C	1.04	1.04	0.96
TM9V100C20MP11	CF/CM/CU36C	1.00	1.02	0.96
TM9V120D20MP11	CF/CM/CU36D	1.03	1.03	0.94
TM9V120D20MP11	CF/CM/CU42D	1.03	1.03	0.94
TM9Y040A10MP11	CF/CM36A	1.00	1.01	0.99
TM9Y060B12MP11	CF/CM/CU36B	1.01	1.00	0.96

**FURNACE MULTIPLIERS - 2.5 TON (Continued)**

Furnaces	Coil	T.C.	S.C.	KW
TM9Y060B12MP11	CF42B	1.04	1.03	0.97
TM9Y080B12MP11	CF/CM/CU36B	1.01	1.00	0.96
TM9Y080B12MP11	CF42B	1.04	1.03	0.97
TM9Y080C16MP11	CF/CM/CU36C	1.01	1.01	0.98
TM9Y080C16MP11	CF/CM/CU36D	1.01	1.02	0.98
TM9Y080C16MP11	CF/CM/CU42C	1.03	1.03	0.97
TM9Y080C16MP11	CF/CM/CU42D	1.03	1.03	0.97
TM9Y100C16MP11	CF/CM/CU36C	1.01	1.01	0.98
TM9Y100C16MP11	CF/CM/CU36D	1.01	1.02	0.98
TM9Y100C16MP11	CF/CM/CU42C	1.03	1.03	0.97
TM9Y100C16MP11	CF/CM/CU42D	1.03	1.03	0.97
TM9Y100C20MP11	CF/CM/CU36C	1.02	1.03	0.94
TM9Y100C20MP11	CF/CM/CU36D	1.02	1.03	0.94
TM9Y100C20MP11	CF/CM/CU42C	1.04	1.05	0.96
TM9Y100C20MP11	CF/CM/CU42D	1.04	1.05	0.96
TM9Y120D20MP11	CF/CM/CU36D	1.02	1.03	0.95
TM9Y120D20MP11	CF/CM/CU42D	1.04	1.05	0.96
TMLV060A12MP11	CF/CM36A	1.00	1.01	0.99
TMLV080B12MP11	CF/CM/CU36B	1.01	1.01	0.97
TMLV080B12MP11	CF42B	1.03	1.02	0.99
TMLV080C16MP11	CF/CM/CU36C	1.01	1.00	0.95
TMLV080C16MP11	CF/CM/CU42C	1.04	1.04	0.97
TMLV100C16MP11	CF/CM/CU36C	1.01	1.00	0.95
TMLV100C16MP11	CF/CM/CU42C	1.04	1.04	0.97
TMLX060A12MP11	CF/CM36A	1.01	1.01	0.97
TMLX080B12MP11	CF/CM/CU36B	1.01	1.02	0.96
TMLX080B12MP11	CF42B	1.03	1.03	0.97
TMLX080C16MP11	CF/CM/CU36C	1.01	1.02	0.96
TMLX080C16MP11	CF/CM/CU36D	1.02	1.02	0.96
TMLX080C16MP11	CF/CM/CU42C	1.03	1.03	0.96
TMLX080C16MP11	CF/CM/CU42D	1.03	1.03	0.96
TMLX100C16MP11	CF/CM/CU36C	1.01	1.02	0.96
TMLX100C16MP11	CF/CM/CU36D	1.02	1.02	0.96
TMLX100C16MP11	CF/CM/CU42C	1.03	1.03	0.96
TMLX100C16MP11	CF/CM/CU42D	1.03	1.03	0.96
TMLX100C20MP11	CF/CM/CU36C	1.01	1.02	0.96
TMLX100C20MP11	CF/CM/CU36D	1.02	1.02	0.96
TMLX100C20MP11	CF/CM/CU42C	1.03	1.03	0.96
TMLX100C20MP11	CF/CM/CU42D	1.03	1.03	0.96
TMLX120C20MP11	CF/CM/CU36C	1.01	1.02	0.96
TMLX120C20MP11	CF/CM/CU36D	1.02	1.02	0.96

**FURNACE MULTIPLIERS - 2.5 TON (Continued)**

Furnaces	Coil	T.C.	S.C.	KW
TMLX120C20MP11	CF/CM/CU42C	1.03	1.03	0.96
TMLX120C20MP11	CF/CM/CU42D	1.03	1.03	0.96
TP9C060B12MP11	CF/CM/CU36B	1.01	1.02	0.98
TP9C060B12MP11	CF42B	1.04	1.03	0.97
TP9C080B12MP11	CF/CM/CU36B	1.01	1.02	0.98
TP9C080B12MP11	CF42B	1.04	1.03	0.97
TP9C080C16MP11	CF/CM/CU36C	1.02	1.03	0.94
TP9C080C16MP11	CF/CM/CU42C	1.04	1.04	0.96
TP9C100C16MP11	CF/CM/CU36C	1.02	1.03	0.94
TP9C100C16MP11	CF/CM/CU42C	1.04	1.04	0.96
TP9C100C20MP11	CF/CM/CU36C	1.00	1.02	0.96
TP9C120D20MP11	CF/CM/CU36D	1.03	1.03	0.94
TP9C120D20MP11	CF/CM/CU42D	1.03	1.03	0.94
TPLC060A12MP11	CF/CM36A	1.00	1.01	0.99
TPLC080B12MP11	CF/CM/CU36B	1.01	1.01	0.97
TPLC080B12MP11	CF42B	1.03	1.02	0.99
TPLC080C16MP11	CF/CM/CU36C	1.01	1.00	0.95
TPLC080C16MP11	CF/CM/CU42C	1.04	1.04	0.97
TPLC100C16MP11	CF/CM/CU36C	1.01	1.00	0.95
TPLC100C16MP11	CF/CM/CU42C	1.04	1.04	0.97
CP9C060B12MP11	CF/CM/CU36B	1.01	1.02	0.98
CP9C060B12MP11	CF42B	1.04	1.03	0.97
CP9C080B12MP11	CF/CM/CU36B	1.01	1.02	0.98
CP9C080B12MP11	CF42B	1.04	1.03	0.97
CP9C080C16MP11	CF/CM/CU36C	1.02	1.03	0.94
CP9C080C16MP11	CF/CM/CU42C	1.04	1.04	0.96
CP9C100C16MP11	CF/CM/CU36C	1.02	1.03	0.94
CP9C100C16MP11	CF/CM/CU42C	1.04	1.04	0.96
CP9C100C20MP11	CF/CM/CU36C	1.00	1.02	0.96
CP9C120D20MP11	CF/CM/CU36D	1.03	1.03	0.94
CP9C120D20MP11	CF/CM/CU42D	1.03	1.03	0.94
CPLC060A12MP11	CF/CM36A	1.00	1.01	0.99
CPLC080B12MP11	CF/CM/CU36B	1.01	1.01	0.97
CPLC080B12MP11	CF42B	1.03	1.02	0.99
CPLC080C16MP11	CF/CM/CU36C	1.01	1.00	0.95
CPLC080C16MP11	CF/CM/CU42C	1.04	1.04	0.97
CPLC100C16MP11	CF/CM/CU36C	1.01	1.00	0.95
CPLC100C16MP11	CF/CM/CU42C	1.04	1.04	0.97

HEATING PERFORMANCE DATA										
CONDENSING UNIT MODEL NO		THE30B(3,4)1S								
AIR TEMP. ENTERING OUTDOOR UNIT (°F)	AIR TEMP. ENTERING INDOOR COIL (°F)	ID CFM								
		1000			1200			1400		
		MBH	COP	KW	MBH	COP	KW	MBH	COP	KW
60	60	35.9	4.41	2.38	36.6	4.64	2.31	37.4	4.87	2.25
	70	35.1	3.93	2.61	35.8	4.13	2.54	36.5	4.33	2.47
	80	34.2	3.52	2.85	35.0	3.70	2.77	35.7	3.90	2.68
47	60	30.7	3.94	2.28	31.3	4.09	2.24	31.8	4.26	2.19
	70	30.2	3.53	2.50	30.7	3.67	2.45	31.2	3.81	2.40
	80	29.7	3.18	2.73	30.1	3.31	2.67	30.6	3.43	2.61
40	60	28.3	3.75	2.21	28.7	3.84	2.19	29.2	3.94	2.17
	70	27.8	3.32	2.45	28.2	3.43	2.41	28.7	3.53	2.38
	80	27.3	2.98	2.68	27.8	3.08	2.64	28.2	3.19	2.59
30	60	24.8	3.38	2.15	25.1	3.44	2.14	25.5	3.50	2.13
	70	24.4	3.02	2.37	24.8	3.09	2.35	25.1	3.14	2.34
	80	24.1	2.72	2.59	24.4	2.78	2.57	24.7	2.85	2.54
17	60	20.3	2.87	2.07	20.6	2.89	2.08	20.8	2.91	2.09
	70	19.8	2.55	2.28	20.1	2.58	2.28	20.3	2.61	2.28
	80	19.4	2.29	2.48	19.6	2.32	2.48	19.9	2.36	2.47
10	60	18.4	2.63	2.05	18.7	2.65	2.06	18.87	2.67	2.07
	70	18.2	2.36	2.26	18.4	2.39	2.26	18.7	2.42	2.26
	80	17.9	2.13	2.46	18.2	2.16	2.46	18.4	2.20	2.45
NOTE: ALL CAPACITIES INCLUDE INDOOR FAN HEAT. KW VALUES ARE FOR THE SYSTEM (OUTDOOR + INDOOR).										
Yellow shaded cells are AHRI High Heating conditions.										
Orange shaded cells are AHRI Low Heating conditions.										

**Multipliers for determining the performance with other indoor sections.**

#### COIL MULTIPLIERS - 2.5 TON

Air Handler	Coil	MBH	COP	KW
–	CF/CM/CU36B	0.98	1.02	0.96
–	CF/CM/CU36C	0.98	1.02	0.96
–	CF/CM/CU36D	0.98	1.02	0.96
–	CF/CM/CU42C	0.98	1.02	0.96
–	CF/CM/CU42D	0.98	1.02	0.96
–	CF/CM36A	0.99	1.02	0.97
AE30BX21	–	0.98	1.02	0.96
AE36BX21	–	0.98	1.08	0.91
AE36CX21	–	0.98	1.09	0.90
AE42CX21	–	0.96	1.11	0.87
AP30BX21	–	0.98	1.02	0.96
AP36BX21	–	0.98	1.02	0.95
AVC30BX21	–	0.98	1.02	0.96
AVC36BX21	–	0.98	1.09	0.90
AVC36CX21	–	0.97	1.11	0.88

#### COIL MULTIPLIERS - 2.5 TON

Air Handler	Coil	MBH	COP	KW
AVC42CX21	–	0.97	1.11	0.87
ME12BN21	CF/CM36B	0.98	1.07	0.91
ME12BN21	CF42B	0.97	1.08	0.89
ME14DN21	CF/CM36D	0.98	1.10	0.89
ME14DN21	CF/CM42D	0.96	1.10	0.87
ME16CN21	CF/CM36C	0.98	1.05	0.93
ME16CN21	CF/CM42C	0.97	1.06	0.92
MVC08BN21	CF42B	0.97	1.07	0.91
MVC12BN21	CF/CM36B	0.98	1.06	0.92
MVC12BN21	CF42B	0.97	1.08	0.90
MVC14DN21	CF/CM36D	0.97	1.10	0.88
MVC14DN21	CF/CM42D	0.96	1.10	0.87
MVC16CN21	CF/CM36C	0.98	1.10	0.89
MVC16CN21	CF/CM42C	0.96	1.10	0.87

## FURNACE MULTIPLIERS - 2.5 TON

Furnaces	Coil	MBH	COP	KW
TM8V060A12MP11	CF/CM36A	0.98	1.04	0.94
TM8V080B12MP11	CF/CM/CU36B	0.98	1.05	0.93
TM8V080B12MP11	CF42B	0.98	1.05	0.93
TM8V080C16MP11	CF/CM/CU36C	0.98	1.07	0.91
TM8V080C16MP11	CF/CM/CU42C	0.96	1.08	0.89
TM8V100C16MP11	CF/CM/CU36C	0.98	1.07	0.91
TM8V100C16MP11	CF/CM/CU42C	0.96	1.08	0.89
TM8X060A12MP11	CF/CM36A	0.98	1.06	0.93
TM8X080B12MP11	CF/CM/CU36B	0.98	1.07	0.92
TM8X080B12MP11	CF42B	0.97	1.07	0.91
TM8X080C16MP11	CF/CM/CU36C	0.98	1.07	0.91
TM8X080C16MP11	CF/CM/CU36D	0.98	1.07	0.91
TM8X080C16MP11	CF/CM/CU42C	0.96	1.08	0.89
TM8X080C16MP11	CF/CM/CU42D	0.96	1.08	0.89
TM8X100C16MP11	CF/CM/CU36C	0.98	1.07	0.91
TM8X100C16MP11	CF/CM/CU36D	0.98	1.07	0.91
TM8X100C16MP11	CF/CM/CU42C	0.96	1.08	0.89
TM8X100C16MP11	CF/CM/CU42D	0.96	1.08	0.89
TM8X100C20MP11	CF/CM/CU36C	0.98	1.07	0.91
TM8X100C20MP11	CF/CM/CU36D	0.98	1.07	0.91
TM8X100C20MP11	CF/CM/CU42C	0.96	1.08	0.89
TM8X100C20MP11	CF/CM/CU42D	0.96	1.08	0.89
TM8X120C20MP11	CF/CM/CU36C	0.98	1.07	0.91
TM8X120C20MP11	CF/CM/CU36D	0.98	1.07	0.91
TM8X120C20MP11	CF/CM/CU42C	0.96	1.08	0.89
TM8X120C20MP11	CF/CM/CU42D	0.96	1.08	0.89
TM8Y060A12MP11	CF/CM36A	0.98	1.06	0.93
TM8Y080B12MP11	CF/CM/CU36B	0.98	1.07	0.92
TM8Y080B12MP11	CF42B	0.97	1.07	0.91
TM8Y080C16MP11	CF/CM/CU36C	0.98	1.07	0.91
TM8Y080C16MP11	CF/CM/CU36D	0.98	1.07	0.91
TM8Y080C16MP11	CF/CM/CU42C	0.96	1.08	0.89
TM8Y080C16MP11	CF/CM/CU42D	0.96	1.08	0.89
TM8Y100C16MP11	CF/CM/CU36C	0.98	1.07	0.91
TM8Y100C16MP11	CF/CM/CU36D	0.98	1.07	0.91
TM8Y100C16MP11	CF/CM/CU42C	0.96	1.08	0.89
TM8Y100C16MP11	CF/CM/CU42D	0.96	1.08	0.89
TM8Y100C20MP11	CF/CM/CU36C	0.98	1.07	0.91
TM8Y100C20MP11	CF/CM/CU36D	0.98	1.07	0.91
TM8Y100C20MP11	CF/CM/CU42C	0.96	1.08	0.89
TM8Y100C20MP11	CF/CM/CU42D	0.96	1.08	0.89
TM8Y120C20MP11	CF/CM/CU36C	0.98	1.07	0.91
TM8Y120C20MP11	CF/CM/CU36D	0.98	1.07	0.91
TM8Y120C20MP11	CF/CM/CU42C	0.96	1.08	0.89
TM8Y120C20MP11	CF/CM/CU42D	0.96	1.08	0.89
TM9E040A10MP11	CF/CM36A	0.99	1.04	0.95
TM9E060B12MP11	CF/CM/CU36B	0.99	1.07	0.92
TM9E060B12MP11	CF42B	0.97	1.07	0.90
TM9E080B12MP11	CF/CM/CU36B	0.99	1.07	0.92
TM9E080B12MP11	CF42B	0.97	1.07	0.90
TM9E080C16MP11	CF/CM/CU36C	0.98	1.06	0.92
TM9E080C16MP11	CF/CM/CU36D	0.98	1.06	0.92
TM9E080C16MP11	CF/CM/CU42C	0.97	1.06	0.91
TM9E080C16MP11	CF/CM/CU42D	0.97	1.07	0.91
TM9E100C16MP11	CF/CM/CU36C	0.98	1.06	0.92

## FURNACE MULTIPLIERS - 2.5 TON (Continued)

Furnaces	Coil	MBH	COP	KW
TM9E100C16MP11	CF/CM/CU36D	0.98	1.06	0.92
TM9E100C16MP11	CF/CM/CU42C	0.97	1.06	0.91
TM9E100C16MP11	CF/CM/CU42D	0.97	1.07	0.91
TM9E100C20MP11	CF/CM/CU36C	0.98	1.08	0.90
TM9E100C20MP11	CF/CM/CU36D	0.98	1.09	0.90
TM9E100C20MP11	CF/CM/CU42C	0.97	1.10	0.88
TM9E100C20MP11	CF/CM/CU42D	0.97	1.10	0.88
TM9E120D20MP11	CF/CM/CU36D	0.97	1.10	0.89
TM9E120D20MP11	CF/CM/CU42D	0.96	1.11	0.87
TM9V060B12MP11	CF/CM/CU36B	0.98	1.07	0.92
TM9V060B12MP11	CF42B	0.97	1.08	0.90
TM9V080B12MP11	CF/CM/CU36B	0.98	1.07	0.92
TM9V080B12MP11	CF42B	0.97	1.08	0.90
TM9V080C16MP11	CF/CM/CU36C	0.98	1.08	0.90
TM9V080C16MP11	CF/CM/CU42C	0.97	1.09	0.89
TM9V100C16MP11	CF/CM/CU36C	0.98	1.08	0.90
TM9V100C16MP11	CF/CM/CU42C	0.97	1.09	0.89
TM9V100C20MP11	CF/CM/CU36C	0.97	1.06	0.91
TM9V120D20MP11	CF/CM/CU36D	0.97	1.10	0.88
TM9V120D20MP11	CF/CM/CU42D	0.97	1.08	0.90
TM9Y040A10MP11	CF/CM36A	0.99	1.04	0.95
TM9Y060B12MP11	CF/CM/CU36B	0.99	1.07	0.92
TM9Y060B12MP11	CF42B	0.97	1.07	0.90
TM9Y080B12MP11	CF/CM/CU36B	0.99	1.07	0.92
TM9Y080B12MP11	CF42B	0.97	1.07	0.90
TM9Y080C16MP11	CF/CM/CU36C	0.98	1.06	0.92
TM9Y080C16MP11	CF/CM/CU36D	0.98	1.06	0.92
TM9Y080C16MP11	CF/CM/CU42C	0.97	1.06	0.91
TM9Y080C16MP11	CF/CM/CU42D	0.97	1.07	0.91
TM9Y100C16MP11	CF/CM/CU36C	0.98	1.06	0.92
TM9Y100C16MP11	CF/CM/CU36D	0.98	1.06	0.92
TM9Y100C16MP11	CF/CM/CU42C	0.97	1.06	0.91
TM9Y100C16MP11	CF/CM/CU42D	0.97	1.07	0.91
TM9Y100C20MP11	CF/CM/CU36C	0.98	1.08	0.90
TM9Y100C20MP11	CF/CM/CU36D	0.98	1.09	0.90
TM9Y100C20MP11	CF/CM/CU42C	0.97	1.10	0.88
TM9Y100C20MP11	CF/CM/CU42D	0.97	1.10	0.88
TM9Y120D20MP11	CF/CM/CU36D	0.97	1.10	0.89
TM9Y120D20MP11	CF/CM/CU42D	0.96	1.11	0.87
TMLV060A12MP11	CF/CM36A	0.98	1.04	0.94
TMLV080B12MP11	CF/CM/CU36B	0.98	1.05	0.93
TMLV080B12MP11	CF42B	0.98	1.05	0.93
TMLV080C16MP11	CF/CM/CU36C	0.98	1.07	0.91
TMLV080C16MP11	CF/CM/CU42C	0.96	1.08	0.89
TMLV100C16MP11	CF/CM/CU36C	0.98	1.07	0.91
TMLV100C16MP11	CF/CM/CU42C	0.96	1.08	0.89
TMLX060A12MP11	CF/CM36A	0.98	1.06	0.93
TMLX080B12MP11	CF/CM/CU36B	0.98	1.07	0.92
TMLX080B12MP11	CF42B	0.97	1.07	0.91
TMLX080C16MP11	CF/CM/CU36C	0.98	1.07	0.91
TMLX080C16MP11	CF/CM/CU36D	0.98	1.07	0.91
TMLX080C16MP11	CF/CM/CU42C	0.96	1.08	0.89
TMLX080C16MP11	CF/CM/CU42D	0.96	1.08	0.89
TMLX100C16MP11	CF/CM/CU36C	0.98	1.07	0.91
TMLX100C16MP11	CF/CM/CU36D	0.98	1.07	0.91

**FURNACE MULTIPLIERS - 2.5 TON (Continued)**

Furnaces	Coil	MBH	COP	KW
TMLX100C16MP11	CF/CM/CU42C	0.96	1.08	0.89
TMLX100C16MP11	CF/CM/CU42D	0.96	1.08	0.89
TMLX100C20MP11	CF/CM/CU36C	0.98	1.07	0.91
TMLX100C20MP11	CF/CM/CU36D	0.98	1.07	0.91
TMLX100C20MP11	CF/CM/CU42C	0.96	1.08	0.89
TMLX100C20MP11	CF/CM/CU42D	0.96	1.08	0.89
TMLX120C20MP11	CF/CM/CU36C	0.98	1.07	0.91
TMLX120C20MP11	CF/CM/CU36D	0.98	1.07	0.91
TMLX120C20MP11	CF/CM/CU42C	0.96	1.08	0.89
TMLX120C20MP11	CF/CM/CU42D	0.96	1.08	0.89
TP9C060B12MP11	CF/CM/CU36B	0.98	1.07	0.92
TP9C060B12MP11	CF42B	0.97	1.08	0.90
TP9C080B12MP11	CF/CM/CU36B	0.98	1.07	0.92
TP9C080B12MP11	CF42B	0.97	1.08	0.90
TP9C080C16MP11	CF/CM/CU36C	0.98	1.08	0.90
TP9C080C16MP11	CF/CM/CU42C	0.97	1.09	0.89
TP9C100C16MP11	CF/CM/CU36C	0.98	1.08	0.90
TP9C100C16MP11	CF/CM/CU42C	0.97	1.09	0.89
TP9C100C20MP11	CF/CM/CU36C	0.97	1.06	0.91
TP9C120D20MP11	CF/CM/CU36D	0.97	1.10	0.88
TP9C120D20MP11	CF/CM/CU42D	0.97	1.08	0.90
TPLC060A12MP11	CF/CM36A	0.98	1.04	0.94
TPLC080B12MP11	CF/CM/CU36B	0.98	1.05	0.93
TPLC080B12MP11	CF42B	0.98	1.05	0.93
TPLC080C16MP11	CF/CM/CU36C	0.98	1.07	0.91
TPLC080C16MP11	CF/CM/CU42C	0.96	1.08	0.89

**FURNACE MULTIPLIERS - 2.5 TON (Continued)**

Furnaces	Coil	MBH	COP	KW
TPLC100C16MP11	CF/CM/CU36C	0.98	1.07	0.91
TPLC100C16MP11	CF/CM/CU42C	0.96	1.08	0.89
CP9C060B12MP11	CF/CM/CU36B	0.98	1.07	0.92
CP9C060B12MP11	CF42B	0.97	1.08	0.90
CP9C080B12MP11	CF/CM/CU36B	0.98	1.07	0.92
CP9C080B12MP11	CF42B	0.97	1.08	0.90
CP9C080C16MP11	CF/CM/CU36C	0.98	1.08	0.90
CP9C080C16MP11	CF/CM/CU42C	0.97	1.09	0.89
CP9C100C16MP11	CF/CM/CU36C	0.98	1.08	0.90
CP9C100C16MP11	CF/CM/CU42C	0.97	1.09	0.89
CP9C100C20MP11	CF/CM/CU36C	0.97	1.06	0.91
CP9C120D20MP11	CF/CM/CU36D	0.97	1.10	0.88
CP9C120D20MP11	CF/CM/CU42D	0.97	1.08	0.90
CPLC060A12MP11	CF/CM36A	0.98	1.04	0.94
CPLC080B12MP11	CF/CM/CU36B	0.98	1.05	0.93
CPLC080B12MP11	CF42B	0.98	1.05	0.93
CPLC080C16MP11	CF/CM/CU36C	0.98	1.07	0.91
CPLC080C16MP11	CF/CM/CU42C	0.96	1.08	0.89
CPLC100C16MP11	CF/CM/CU36C	0.98	1.07	0.91
CPLC100C16MP11	CF/CM/CU42C	0.96	1.08	0.89
CPLC080C16MP12	CF/CM/CU36C	1.03	1.04	0.94
CPLC080C16MP12	CF/CM/CU42C	1.04	1.05	0.92
CPLC100C16MP12	CF/CM/CU36C	1.03	1.04	0.94
CPLC100C16MP12	CF/CM/CU42C	1.04	1.05	0.92

## PERFORMANCE DATA - 3 TON

CONDENSER-ONLY DATA (OUTDOOR UNIT)																
MODEL	SATURATED SUCTION @ COMPRESSOR		Outdoor Ambient Temperature													
			65 °F		75 °F		85 °F		95 °F		105 °F		115 °F		125 °F	
	T (°F)	P (PSIG)	MBH	KW	MBH	KW	MBH	KW	MBH	KW	MBH	KW	MBH	KW	MBH	KW
THE36B(3,4)2S	35	107	35.1	2.34	33.2	2.55	31.4	2.79	29.4	3.07	27.3	3.40	25.1	3.78	22.8	4.24
	40	119	38.7	2.34	36.7	2.56	34.6	2.80	32.5	3.07	30.3	3.40	27.9	3.78	25.4	4.22
	45	130	42.4	2.36	40.3	2.56	38.1	2.80	35.7	3.07	33.3	3.40	30.9	3.77	28.2	4.20
	50	143	46.4	2.37	44.0	2.58	41.7	2.81	39.2	3.08	36.5	3.41	33.9	3.78	31.2	4.19
	55	156	50.5	2.39	48.0	2.60	45.4	2.83	42.8	3.09	39.2	3.45	36.2	3.84	34.2	4.19

### Notes:

- For Outdoor Unit (Condenser) performance only. Data does not include the effects of air handler power or heat.
- Performance based on 15°F subcooling and 15°F superheat at the Outdoor Unit base valves.
  - Increase capacity by 1% for each 2°F increase in subcooling.
  - Decrease capacity by 1% for each 2°F decrease in subcooling.
- Maximum recommended condensing temperature is 140°F.

COOLING PERFORMANCE DATA																
AIR CONDITIONER MODEL NO.			THE36B(3,4)2S													
AIR TEMP. ENTERING OUTDOOR UNIT (°F)	IDCFM	1000					1200					1400				
	ID DB (°F)	80	80	75	80	80	80	80	75	80	80	80	80	75	80	80
	ID WB (°F)	57	62	62	67	72	57	62	62	67	72	57	62	62	67	72
65	T.C.	36.9	38.0	37.0	40.1	40.6	39.4	39.4	38.4	41.5	41.6	42.0	40.9	39.9	42.9	42.6
	S.C.	32.6	30.8	25.8	25.4	19.1	34.3	33.2	27.8	27.0	20.3	36.0	35.6	29.9	28.7	21.5
	KW	2.21	2.22	2.23	2.25	2.26	2.30	2.31	2.31	2.32	2.33	2.38	2.39	2.39	2.40	2.41
75	T.C.	35.8	36.4	36.0	39.3	39.9	38.5	38.0	37.3	40.9	41.5	41.2	39.6	38.7	42.6	43.2
	S.C.	31.6	30.3	25.5	25.2	19.1	33.4	32.8	27.7	27.3	20.7	35.2	35.4	29.9	29.4	22.2
	KW	2.40	2.41	2.42	2.43	2.45	2.48	2.49	2.50	2.51	2.52	2.57	2.57	2.57	2.59	2.60
85	T.C.	34.7	35.1	34.4	37.8	38.4	37.2	36.7	35.6	39.2	39.3	39.7	38.3	36.8	40.6	40.3
	S.C.	30.5	29.7	24.8	24.6	18.7	32.1	32.2	27.0	26.8	19.9	33.7	34.6	29.1	28.9	21.1
	KW	2.66	2.69	2.68	2.70	2.71	2.74	2.76	2.75	2.78	2.78	2.83	2.83	2.82	2.85	2.85
95	T.C.	33.6	33.7	32.8	36.3	36.9	35.9	35.4	33.8	37.4	37.1	38.2	37.1	34.9	38.6	37.3
	S.C.	29.3	29.1	24.2	24.1	18.2	30.8	31.5	26.2	26.2	19.2	32.3	33.9	28.2	28.4	20.1
	KW	2.93	2.96	2.95	2.97	2.96	3.01	3.03	3.01	3.04	3.03	3.08	3.10	3.07	3.11	3.11
105	T.C.	32.3	32.4	31.2	34.8	34.9	34.6	34.2	32.3	35.9	35.3	37.0	35.9	33.4	37.1	35.7
	S.C.	28.2	28.1	23.4	23.5	17.5	29.6	30.3	25.5	25.6	18.6	31.0	32.6	27.6	27.8	19.7
	KW	3.25	3.27	3.26	3.28	3.27	3.32	3.34	3.33	3.35	3.35	3.39	3.41	3.39	3.42	3.42
115	T.C.	31.0	31.2	29.7	33.2	33.0	33.4	32.9	30.8	34.4	33.5	35.7	34.6	32.0	35.7	34.0
	S.C.	27.0	27.2	22.7	22.9	16.8	28.4	29.2	24.8	25.0	18.1	29.8	31.2	26.9	27.2	19.3
	KW	3.57	3.58	3.58	3.58	3.58	3.64	3.65	3.64	3.66	3.66	3.71	3.72	3.70	3.74	3.73
125	T.C.	29.7	30.0	28.1	31.7	31.0	32.1	31.7	29.3	32.9	31.7	34.4	33.4	30.5	34.2	32.4
	S.C.	25.8	26.2	21.9	22.3	16.2	27.2	28.0	24.1	24.4	17.5	28.5	29.9	26.2	26.6	18.9
	KW	3.90	3.89	3.89	3.88	3.89	3.96	3.96	3.96	3.96	3.97	4.02	4.03	4.02	4.05	4.05
NOTE: ALL CAPACITIES INCLUDE INDOOR FAN HEAT. KW VALUES ARE FOR THE SYSTEM (OUTDOOR + INDOOR).																
Green shaded cells are ACCA (TVA) conditions.																
Blue shaded cells are AHRI conditions.																

### Multipliers for determining the performance with other indoor sections.

**NOTE:** For dry bulb temperatures different than those listed (between 73-87 °F), sensible capacity increases by 1060 BTUH per 1000 CFM per degree above the listed temperature and decreases by 1060 BTUH per 1000 CFM per degree below the listed temperature.

**COIL MULTIPLIERS - 3 TON**

Air Handler	Coil	T.C.	S.C.	KW
–	CF/CM/CU48C	1.00	1.10	0.98
–	CF/CM/CU48D	1.00	1.10	0.98
AE42CX21	–	1.00	1.02	0.92
AE48CX21	–	1.00	1.10	0.94
AE48DX21	–	1.00	1.05	0.93
AP37CX21	–	1.00	1.00	1.00
AP48DX21	–	1.00	1.16	1.02
AVC42CX21	–	1.00	1.07	0.93
AVC48CX21	–	1.00	1.11	0.94
AVC48DX21	–	1.00	1.03	0.92
ME12CN21	CF/CM48C	1.00	1.02	0.94
ME14DN21	CF/CM48D	1.00	1.03	0.92
ME16CN21	CF/CM48C	1.00	1.06	0.92
ME20DN21	CF/CM48D	1.00	1.11	0.94
MVC12CN21	CF/CM48C	1.00	1.02	0.92
MVC14DN21	CF/CM48D	1.00	1.02	0.92
MVC16CN21	CF/CM48C	1.00	1.03	0.92
MVC20DN21	CF/CM48D	1.00	1.07	0.94

**FURNACE MULTIPLIERS - 3 TON**

Furnaces	Coil	T.C.	S.C.	KW
TM8V080B12MP12C	CF/CM/CU48C	1.00	1.02	0.96
TM8V080C16MP12C	CF/CM/CU48C	1.00	1.04	0.92
TM8V080C16MP12C	CF/CM/CU48D	1.00	1.00	0.92
TM8V100C16MP12C	CF/CM/CU48C	1.00	1.04	0.92
TM8V100C16MP12C	CF/CM/CU48D	1.00	1.00	0.92
TM8V100C20MP12C	CF/CM/CU48C	1.00	1.07	0.93
TM8V100C20MP12C	CF/CM/CU48D	1.00	1.07	0.93
TM8V120C20MP12C	CF/CM/CU48C	1.00	1.07	0.93
TM8V120C20MP12C	CF/CM/CU48D	1.00	1.07	0.93
TM8X080B12MP11	CF/CM/CU48C	1.00	1.02	0.92
TM8X080C16MP11	CF/CM/CU48C	1.00	1.00	0.92
TM8X080C16MP11	CF/CM/CU48D	1.00	1.01	0.92
TM8X100C16MP11	CF/CM/CU48C	1.00	1.00	0.92
TM8X100C16MP11	CF/CM/CU48D	1.00	1.01	0.92
TM8X100C20MP11	CF/CM/CU48C	1.00	1.02	0.92
TM8X100C20MP11	CF/CM/CU48D	1.00	1.02	0.92
TM8X120C20MP11	CF/CM/CU48C	1.00	1.02	0.92
TM8X120C20MP11	CF/CM/CU48D	1.00	1.02	0.92
TM8Y080B12MP11	CF/CM/CU48C	1.00	1.02	0.92
TM8Y080C16MP11	CF/CM/CU48C	1.00	1.00	0.92
TM8Y080C16MP11	CF/CM/CU48D	1.00	1.01	0.92
TM8Y100C16MP11	CF/CM/CU48C	1.00	1.00	0.92
TM8Y100C16MP11	CF/CM/CU48D	1.00	1.01	0.92
TM8Y100C20MP11	CF/CM/CU48C	1.00	1.02	0.92
TM8Y100C20MP11	CF/CM/CU48D	1.00	1.02	0.92
TM8Y120C20MP11	CF/CM/CU48C	1.00	1.02	0.92
TM8Y120C20MP11	CF/CM/CU48D	1.00	1.02	0.92
TM9E060B12MP11	CF/CM/CU48C	1.00	1.08	0.98
TM9E080B12MP11	CF/CM/CU48C	1.00	1.02	0.94
TM9E080C16MP11	CF/CM/CU48C	1.00	1.08	0.94
TM9E080C16MP11	CF/CM/CU48D	1.00	1.08	0.94
TM9E100C16MP11	CF/CM/CU48C	1.00	1.02	0.92
TM9E100C16MP11	CF/CM/CU48D	1.00	1.02	0.92

**FURNACE MULTIPLIERS - 3 TON (Continued)**

Furnaces	Coil	T.C.	S.C.	KW
TM9E100C20MP11	CF/CM/CU48C	1.00	1.08	0.93
TM9E100C20MP11	CF/CM/CU48D	1.00	1.09	0.93
TM9E120D20MP11	CF/CM/CU48D	1.00	1.00	0.92
TM9V060B12MP12C	CF/CM/CU48C	1.00	1.02	0.96
TM9V080B12MP12C	CF/CM/CU48C	1.00	1.04	0.94
TM9V080C16MP12C	CF/CM/CU48C	1.00	1.03	0.92
TM9V080C16MP12C	CF/CM/CU48D	1.00	1.00	0.92
TM9V100C16MP12C	CF/CM/CU48C	1.00	1.04	0.92
TM9V100C16MP12C	CF/CM/CU48D	1.00	1.01	0.92
TM9V100C20MP12C	CF/CM/CU48C	1.00	1.06	0.92
TM9V100C20MP12C	CF/CM/CU48D	1.00	1.06	0.92
TM9V120D20MP12C	CF/CM/CU48D	1.00	1.04	0.92
TM9Y060B12MP11	CF/CM/CU48C	1.00	1.08	0.98
TM9Y080B12MP11	CF/CM/CU48C	1.00	1.02	0.94
TM9Y080C16MP11	CF/CM/CU48C	1.00	1.08	0.94
TM9Y080C16MP11	CF/CM/CU48D	1.00	1.08	0.94
TM9Y100C16MP11	CF/CM/CU48C	1.00	1.02	0.92
TM9Y100C16MP11	CF/CM/CU48D	1.00	1.02	0.92
TM9Y100C20MP11	CF/CM/CU48C	1.00	1.08	0.93
TM9Y100C20MP11	CF/CM/CU48D	1.00	1.09	0.93
TM9Y120D20MP11	CF/CM/CU48D	1.00	1.00	0.92
TMLV080B12MP12C	CF/CM/CU48C	1.00	1.02	0.96
TMLV080C16MP12C	CF/CM/CU48C	1.00	1.04	0.92
TMLV080C16MP12C	CF/CM/CU48D	1.00	1.00	0.92
TMLV100C16MP12C	CF/CM/CU48C	1.00	1.04	0.92
TMLV100C16MP12C	CF/CM/CU48D	1.00	1.00	0.92
TMLV100C20MP12C	CF/CM/CU48C	1.00	1.07	0.93
TMLV100C20MP12C	CF/CM/CU48D	1.00	1.07	0.93
TMLV120C20MP12C	CF/CM/CU48C	1.00	1.07	0.93
TMLV120C20MP12C	CF/CM/CU48D	1.00	1.07	0.93
TMLX080B12MP11	CF/CM/CU48C	1.00	1.02	0.92
TMLX080C16MP11	CF/CM/CU48C	1.00	1.00	0.92
TMLX080C16MP11	CF/CM/CU48D	1.00	1.01	0.92
TMLX100C16MP11	CF/CM/CU48C	1.00	1.00	0.92
TMLX100C16MP11	CF/CM/CU48D	1.00	1.01	0.92
TMLX100C20MP11	CF/CM/CU48C	1.00	1.02	0.92
TMLX100C20MP11	CF/CM/CU48D	1.00	1.02	0.92
TMLX120C20MP11	CF/CM/CU48C	1.00	1.02	0.92
TMLX120C20MP11	CF/CM/CU48D	1.00	1.02	0.92
TP9C060B12MP13C	CF/CM/CU48C	1.00	1.02	0.96
TP9C080B12MP13C	CF/CM/CU48C	1.00	1.04	0.94
TP9C080C16MP13C	CF/CM/CU48C	1.00	1.03	0.92
TP9C080C16MP13C	CF/CM/CU48D	1.00	1.00	0.92
TP9C100C16MP13C	CF/CM/CU48C	1.00	1.04	0.92
TP9C100C16MP13C	CF/CM/CU48D	1.00	1.01	0.92
TP9C100C20MP13C	CF/CM/CU48C	1.00	1.06	0.92
TP9C100C20MP13C	CF/CM/CU48D	1.00	1.06	0.92
TP9C120D20MP13C	CF/CM/CU48D	1.00	1.04	0.92
TPLC080B12MP13C	CF/CM/CU48C	1.00	1.02	0.96
TPLC080C16MP13C	CF/CM/CU48C	1.00	1.04	0.92
TPLC080C16MP13C	CF/CM/CU48D	1.00	1.00	0.92
TPLC100C16MP13C	CF/CM/CU48C	1.00	1.04	0.92
TPLC100C16MP13C	CF/CM/CU48D	1.00	1.00	0.92
TPLC100C20MP13C	CF/CM/CU48C	1.00	1.07	0.93
TPLC100C20MP13C	CF/CM/CU48D	1.00	1.07	0.93



**FURNACE MULTIPLIERS - 3 TON (Continued)**

Furnaces	Coil	T.C.	S.C.	KW
TPLC120C20MP13C	CF/CM/CU48C	1.00	1.07	0.93
TPLC120C20MP13C	CF/CM/CU48D	1.00	1.07	0.93
CP9C060B12MP13C	CF/CM/CU48C	1.00	1.02	0.96
CP9C080B12MP13C	CF/CM/CU48C	1.00	1.04	0.94
CP9C080C16MP13C	CF/CM/CU48C	1.00	1.03	0.92
CP9C080C16MP13C	CF/CM/CU48D	1.00	1.00	0.92
CP9C100C16MP13C	CF/CM/CU48C	1.00	1.04	0.92
CP9C100C16MP13C	CF/CM/CU48D	1.00	1.01	0.92
CP9C100C20MP13C	CF/CM/CU48C	1.00	1.06	0.92
CP9C100C20MP13C	CF/CM/CU48D	1.00	1.06	0.92
CP9C120D20MP13C	CF/CM/CU48D	1.00	1.04	0.92

**FURNACE MULTIPLIERS - 3 TON (Continued)**

Furnaces	Coil	T.C.	S.C.	KW
CPLC080B12MP13C	CF/CM/CU48C	1.00	1.02	0.96
CPLC080C16MP13C	CF/CM/CU48C	1.00	1.04	0.92
CPLC080C16MP13C	CF/CM/CU48D	1.00	1.00	0.92
CPLC100C16MP13C	CF/CM/CU48C	1.00	1.04	0.92
CPLC100C16MP13C	CF/CM/CU48D	1.00	1.00	0.92
CPLC100C20MP13C	CF/CM/CU48C	1.00	1.07	0.93
CPLC100C20MP13C	CF/CM/CU48D	1.00	1.07	0.93
CPLC120C20MP13C	CF/CM/CU48C	1.00	1.07	0.93
CPLC120C20MP13C	CF/CM/CU48D	1.00	1.07	0.93

HEATING PERFORMANCE DATA										
CONDENSING UNIT MODEL NO		THE36B(3,4)2S								
AIR TEMP. ENTERING OUTDOOR UNIT (°F)	AIR TEMP. ENTERING INDOOR COIL (°F)	ID CFM								
		1000			1200			1400		
		MBH	COP	KW	MBH	COP	KW	MBH	COP	KW
60	60	40.6	4.12	2.88	41.2	4.26	2.83	41.8	4.40	2.78
	70	39.9	3.70	3.19	40.4	3.84	3.12	41.0	3.98	3.05
	80	39.1	3.27	3.50	39.7	3.42	3.41	40.2	3.56	3.31
47	60	35.3	3.73	2.77	35.9	3.86	2.73	36.5	3.99	2.68
	70	34.8	3.34	3.08	35.3	3.46	3.03	35.8	3.57	2.97
	80	34.3	2.96	3.40	34.7	3.06	3.33	35.0	3.15	3.25
40	60	33.2	3.55	2.74	33.5	3.64	2.70	33.8	3.72	2.66
	70	32.5	3.17	3.04	32.9	3.26	2.99	33.3	3.35	2.94
	80	31.9	2.79	3.34	32.3	2.89	3.28	32.8	2.99	3.22
30	60	28.2	3.11	2.66	28.9	3.20	2.64	29.5	3.30	2.62
	70	27.9	2.80	2.96	28.5	2.89	2.92	29.0	2.97	2.89
	80	27.6	2.49	3.25	28.1	2.57	3.20	28.5	2.65	3.15
17	60	23.1	2.66	2.55	23.2	2.69	2.53	23.4	2.72	2.51
	70	22.5	2.36	2.82	22.7	2.40	2.80	22.9	2.44	2.79
	80	21.8	2.06	3.10	22.1	2.11	3.08	22.4	2.15	3.06
10	60	19.5	2.25	2.54	19.8	2.28	2.55	20.18	2.31	2.55
	70	19.4	2.07	2.76	19.8	2.10	2.77	20.1	2.13	2.78
	80	19.4	1.90	2.99	19.7	1.92	3.00	20.0	1.95	3.01
NOTE: ALL CAPACITIES INCLUDE INDOOR FAN HEAT. KW VALUES ARE FOR THE SYSTEM (OUTDOOR + INDOOR).										
Yellow shaded cells are AHRI High Heating conditions.										
Orange shaded cells are AHRI Low Heating conditions.										

Multipliers for determining the performance with other indoor sections.

**COIL MULTIPLIERS - 3 TON**

Air Handler	Coil	MBH	COP	KW
–	CF/CM/CU48C	1.00	1.00	1.00
–	CF/CM/CU48D	1.00	1.00	1.00
AE42CX21	–	1.00	1.03	0.95
AE48CX21	–	1.00	1.07	0.91
AE48DX21	–	1.00	1.06	0.92
AP37CX21	–	1.00	1.00	1.00
AP48DX21	–	0.00	1.01	1.00
AVC42CX21	–	1.00	1.05	0.94
AVC48CX21	–	1.00	1.06	0.92

**COIL MULTIPLIERS - 3 TON**

Air Handler	Coil	MBH	COP	KW
AVC48DX21	–	1.00	1.03	0.94
ME12CN21	CF/CM48C	1.03	1.02	0.95
ME14DN21	CF/CM48D	1.00	1.03	0.94
ME16CN21	CF/CM48C	1.00	1.05	0.94
ME20DN21	CF/CM48D	1.00	1.08	0.90
MVC12CN21	CF/CM48C	1.00	1.03	0.95
MVC14DN21	CF/CM48D	1.00	1.03	0.94
MVC16CN21	CF/CM48C	1.00	1.03	0.94
MVC20DN21	CF/CM48D	1.00	1.07	0.91

**FURNACE MULTIPLIERS - 3 TON**

Furnaces	Coil	MBH	COP	KW
TM8V080B12MP12C	CF/CM/CU48C	1.02	0.99	0.99
TM8V080C16MP12C	CF/CM/CU48C	1.00	1.03	0.96
TM8V080C16MP12C	CF/CM/CU48D	1.00	0.99	0.99
TM8V100C16MP12C	CF/CM/CU48C	1.00	1.03	0.96
TM8V100C16MP12C	CF/CM/CU48D	1.00	0.99	0.99
TM8V100C20MP12C	CF/CM/CU48C	1.00	1.05	0.94
TM8V100C20MP12C	CF/CM/CU48D	1.00	1.05	0.94
TM8V120C20MP12C	CF/CM/CU48C	1.00	1.05	0.94
TM8V120C20MP12C	CF/CM/CU48D	1.00	1.05	0.94
TM8X080B12MP11	CF/CM/CU48C	1.02	1.01	0.97
TM8X080C16MP11	CF/CM/CU48C	1.00	0.99	0.99
TM8X080C16MP11	CF/CM/CU48D	1.00	1.01	0.97
TM8X100C16MP11	CF/CM/CU48C	1.00	0.99	0.99
TM8X100C16MP11	CF/CM/CU48D	1.00	1.01	0.97
TM8X100C20MP11	CF/CM/CU48C	1.00	1.02	0.96
TM8X100C20MP11	CF/CM/CU48D	1.00	1.02	0.96
TM8X120C20MP11	CF/CM/CU48C	1.00	1.02	0.96
TM8X120C20MP11	CF/CM/CU48D	1.00	1.02	0.96
TM8Y080B12MP11	CF/CM/CU48C	1.02	1.01	0.97
TM8Y080C16MP11	CF/CM/CU48C	1.00	0.99	0.99
TM8Y080C16MP11	CF/CM/CU48D	1.00	1.01	0.97
TM8Y100C16MP11	CF/CM/CU48C	1.00	0.99	0.99
TM8Y100C16MP11	CF/CM/CU48D	1.00	1.01	0.97
TM8Y100C20MP11	CF/CM/CU48C	1.00	1.02	0.96
TM8Y100C20MP11	CF/CM/CU48D	1.00	1.02	0.96
TM8Y120C20MP11	CF/CM/CU48C	1.00	1.02	0.96
TM8Y120C20MP11	CF/CM/CU48D	1.00	1.02	0.96
TM9E060B12MP11	CF/CM/CU48C	1.01	1.01	0.98
TM9E080B12MP11	CF/CM/CU48C	1.02	1.01	0.98
TM9E080C16MP11	CF/CM/CU48C	1.02	1.03	0.96
TM9E080C16MP11	CF/CM/CU48D	1.02	1.03	0.96
TM9E100C16MP11	CF/CM/CU48C	1.00	1.02	0.96
TM9E100C16MP11	CF/CM/CU48D	1.00	1.02	0.96
TM9E100C20MP11	CF/CM/CU48C	1.00	1.04	0.95
TM9E100C20MP11	CF/CM/CU48D	1.00	1.05	0.94
TM9E120D20MP11	CF/CM/CU48D	1.00	1.00	0.98
TM9V060B12MP12C	CF/CM/CU48C	1.02	0.99	0.99
TM9V080B12MP12C	CF/CM/CU48C	1.02	1.02	0.97
TM9V080C16MP12C	CF/CM/CU48C	1.00	1.01	0.97
TM9V080C16MP12C	CF/CM/CU48D	1.00	0.99	0.99
TM9V100C16MP12C	CF/CM/CU48C	1.00	1.03	0.95
TM9V100C16MP12C	CF/CM/CU48D	1.00	1.01	0.97
TM9V100C20MP12C	CF/CM/CU48C	1.00	1.03	0.95
TM9V100C20MP12C	CF/CM/CU48D	1.00	1.03	0.95
TM9V120D20MP12C	CF/CM/CU48D	1.00	1.03	0.95
TM9Y060B12MP11	CF/CM/CU48C	1.01	1.01	0.98
TM9Y080B12MP11	CF/CM/CU48C	1.02	1.01	0.98
TM9Y080C16MP11	CF/CM/CU48C	1.02	1.03	0.96
TM9Y080C16MP11	CF/CM/CU48D	1.02	1.03	0.96
TM9Y100C16MP11	CF/CM/CU48C	1.00	1.02	0.96
TM9Y100C16MP11	CF/CM/CU48D	1.00	1.02	0.96
TM9Y100C20MP11	CF/CM/CU48C	1.00	1.04	0.95
TM9Y100C20MP11	CF/CM/CU48D	1.00	1.05	0.94
TM9Y120D20MP11	CF/CM/CU48D	1.00	1.00	0.98

**FURNACE MULTIPLIERS - 3 TON (Continued)**

Furnaces	Coil	MBH	COP	KW
TMLV080B12MP12C	CF/CM/CU48C	1.02	0.99	0.99
TMLV080C16MP12C	CF/CM/CU48C	1.00	1.03	0.96
TMLV080C16MP12C	CF/CM/CU48D	1.00	0.99	0.99
TMLV100C16MP12C	CF/CM/CU48C	1.00	1.03	0.96
TMLV100C16MP12C	CF/CM/CU48D	1.00	0.99	0.99
TMLV100C20MP12C	CF/CM/CU48C	1.00	1.05	0.94
TMLV100C20MP12C	CF/CM/CU48D	1.00	1.05	0.94
TMLV120C20MP12C	CF/CM/CU48C	1.00	1.05	0.94
TMLV120C20MP12C	CF/CM/CU48D	1.00	1.05	0.94
TMLX080B12MP11	CF/CM/CU48C	1.02	1.01	0.97
TMLX080C16MP11	CF/CM/CU48C	1.00	0.99	0.99
TMLX080C16MP11	CF/CM/CU48D	1.00	1.01	0.97
TMLX100C16MP11	CF/CM/CU48C	1.00	0.99	0.99
TMLX100C16MP11	CF/CM/CU48D	1.00	1.01	0.97
TMLX100C20MP11	CF/CM/CU48C	1.00	1.02	0.96
TMLX100C20MP11	CF/CM/CU48D	1.00	1.02	0.96
TMLX120C20MP11	CF/CM/CU48C	1.00	1.02	0.96
TMLX120C20MP11	CF/CM/CU48D	1.00	1.02	0.96
TP9C060B12MP13C	CF/CM/CU48C	1.02	0.99	0.99
TP9C080B12MP13C	CF/CM/CU48C	1.02	1.02	0.97
TP9C080C16MP13C	CF/CM/CU48C	1.00	1.01	0.97
TP9C080C16MP13C	CF/CM/CU48D	1.00	0.99	0.99
TP9C100C16MP13C	CF/CM/CU48C	1.00	1.03	0.95
TP9C100C16MP13C	CF/CM/CU48D	1.00	1.01	0.97
TP9C100C20MP13C	CF/CM/CU48C	1.00	1.03	0.95
TP9C100C20MP13C	CF/CM/CU48D	1.00	1.03	0.95
TP9C120D20MP13C	CF/CM/CU48D	1.00	1.03	0.95
TPLC080B12MP13C	CF/CM/CU48C	1.02	0.99	0.99
TPLC080C16MP13C	CF/CM/CU48C	1.00	1.03	0.96
TPLC080C16MP13C	CF/CM/CU48D	1.00	0.99	0.99
TPLC100C16MP13C	CF/CM/CU48C	1.00	1.03	0.96
TPLC100C16MP13C	CF/CM/CU48D	1.00	0.99	0.99
TPLC100C20MP13C	CF/CM/CU48C	1.00	1.05	0.94
TPLC100C20MP13C	CF/CM/CU48D	1.00	1.05	0.94
TPLC120C20MP13C	CF/CM/CU48C	1.00	1.05	0.94
TPLC120C20MP13C	CF/CM/CU48D	1.00	1.05	0.94
CP9C060B12MP13C	CF/CM/CU48C	1.02	0.99	0.99
CP9C080B12MP13C	CF/CM/CU48C	1.02	1.02	0.97
CP9C080C16MP13C	CF/CM/CU48C	1.00	1.01	0.97
CP9C080C16MP13C	CF/CM/CU48D	1.00	0.99	0.99
CP9C100C16MP13C	CF/CM/CU48C	1.00	1.03	0.95
CP9C100C16MP13C	CF/CM/CU48D	1.00	1.01	0.97
CP9C100C20MP13C	CF/CM/CU48C	1.00	1.03	0.95
CP9C100C20MP13C	CF/CM/CU48D	1.00	1.03	0.95
CP9C120D20MP13C	CF/CM/CU48D	1.00	1.03	0.95
CPLC080B12MP13C	CF/CM/CU48C	1.02	0.99	0.99
CPLC080C16MP13C	CF/CM/CU48C	1.00	1.03	0.96
CPLC080C16MP13C	CF/CM/CU48D	1.00	0.99	0.99
CPLC100C16MP13C	CF/CM/CU48C	1.00	1.03	0.96
CPLC100C16MP13C	CF/CM/CU48D	1.00	0.99	0.99
CPLC100C20MP13C	CF/CM/CU48C	1.00	1.05	0.94
CPLC100C20MP13C	CF/CM/CU48D	1.00	1.05	0.94
CPLC120C20MP13C	CF/CM/CU48C	1.00	1.05	0.94
CPLC120C20MP13C	CF/CM/CU48D	1.00	1.05	0.94

**PERFORMANCE DATA - 3.5 TON**

<b>CONDENSER-ONLY DATA (OUTDOOR UNIT)</b>																
<b>MODEL</b>	<b>SATURATED SUCTION @ COMPRESSOR</b>		<b>Outdoor Ambient Temperature</b>													
			<b>65 °F</b>		<b>75 °F</b>		<b>85 °F</b>		<b>95 °F</b>		<b>105 °F</b>		<b>115 °F</b>		<b>125 °F</b>	
	<b>T (°F)</b>	<b>P (PSIG)</b>	<b>MBH</b>	<b>KW</b>	<b>MBH</b>	<b>KW</b>	<b>MBH</b>	<b>KW</b>	<b>MBH</b>	<b>KW</b>	<b>MBH</b>	<b>KW</b>	<b>MBH</b>	<b>KW</b>	<b>MBH</b>	<b>KW</b>
<b>THE42B(3,4)2S</b>	35	107	42.6	0.91	37.8	1.80	33.1	2.69	28.3	3.57	23.6	4.46	18.8	5.35	14.1	6.24
	40	119	45.3	1.26	41.2	1.97	37.1	2.68	33.0	3.39	28.9	4.10	24.8	4.81	20.6	5.52
	45	130	48.1	1.61	44.6	2.14	41.2	2.67	37.7	3.20	34.2	3.74	30.7	4.27	27.2	4.80
	50	143	50.9	1.96	48.1	2.31	45.2	2.67	42.3	3.02	39.5	3.37	36.6	3.73	33.8	4.08
	55	156	53.7	2.31	51.5	2.49	49.2	2.66	47.0	2.84	44.8	3.01	42.5	3.18	40.3	3.36

**Notes:**

1. For Outdoor Unit (Condenser) performance only. Data does not include the effects of air handler power or heat.
2. Performance based on 15°F subcooling and 15°F superheat at the Outdoor Unit base valves.
  - a. Increase capacity by 1% for each 2°F increase in subcooling.
  - b. Decrease capacity by 1% for each 2°F decrease in subcooling.
3. Maximum recommended condensing temperature is 140°F.

<b>COOLING PERFORMANCE DATA</b>																
<b>AIR CONDITIONER MODEL NO.</b>			<b>THE42B(3,4)2S</b>													
<b>AIR TEMP. ENTERING OUTDOOR UNIT (°F)</b>	<b>IDCFM</b>	<b>1150</b>					<b>1400</b>					<b>1650</b>				
	<b>ID DB (°F)</b>	<b>80</b>	<b>80</b>	<b>75</b>	<b>80</b>	<b>80</b>	<b>80</b>	<b>80</b>	<b>75</b>	<b>80</b>	<b>80</b>	<b>80</b>	<b>80</b>	<b>75</b>	<b>80</b>	<b>80</b>
	<b>ID WB (°F)</b>	<b>57</b>	<b>62</b>	<b>62</b>	<b>67</b>	<b>72</b>	<b>57</b>	<b>62</b>	<b>62</b>	<b>67</b>	<b>72</b>	<b>57</b>	<b>62</b>	<b>62</b>	<b>67</b>	<b>72</b>
<b>65</b>	<b>T.C.</b>	37.5	40.7	41.2	45.6	50.7	39.9	42.1	42.8	47.2	52.2	42.3	43.5	44.4	48.7	53.6
	<b>S.C.</b>	37.3	34.2	29.1	28.9	22.8	39.8	37.6	31.7	31.5	24.4	42.3	41.1	34.3	34.1	25.9
	<b>KW</b>	2.48	2.48	2.48	2.49	2.50	2.57	2.57	2.58	2.58	2.59	2.66	2.65	2.67	2.67	2.68
<b>75</b>	<b>T.C.</b>	36.4	38.4	39.0	44.2	49.7	38.6	40.0	41.0	45.7	51.2	40.8	41.6	42.9	47.3	52.8
	<b>S.C.</b>	36.2	33.0	28.2	28.3	22.4	38.5	36.7	31.1	31.1	24.1	40.8	40.4	33.9	33.9	25.9
	<b>KW</b>	2.72	2.72	2.72	2.73	2.74	2.81	2.80	2.82	2.82	2.83	2.90	2.88	2.91	2.91	2.92
<b>85</b>	<b>T.C.</b>	35.0	36.8	37.3	41.9	47.0	37.1	38.2	38.9	43.3	48.5	39.2	39.6	40.5	44.6	49.9
	<b>S.C.</b>	35.0	32.5	27.5	27.6	21.7	37.1	36.1	30.3	30.4	23.3	39.2	39.6	33.1	33.1	25.0
	<b>KW</b>	3.05	3.05	3.06	3.06	3.06	3.14	3.14	3.14	3.14	3.15	3.23	3.22	3.23	3.23	3.24
<b>95</b>	<b>T.C.</b>	33.7	35.2	35.6	39.6	44.4	35.6	36.4	36.9	40.8	45.7	37.5	37.6	38.1	42.0	47.1
	<b>S.C.</b>	33.7	32.1	26.8	26.9	21.0	35.6	35.5	29.5	29.7	22.5	37.5	37.6	32.2	32.4	24.1
	<b>KW</b>	3.38	3.38	3.39	3.38	3.38	3.47	3.47	3.47	3.47	3.46	3.56	3.56	3.56	3.56	3.55
<b>105</b>	<b>T.C.</b>	32.0	33.5	33.7	37.6	42.4	33.7	34.7	34.9	38.7	43.6	35.5	35.9	36.1	39.9	44.9
	<b>S.C.</b>	32.0	30.9	25.7	25.9	20.3	33.7	33.8	28.2	28.7	21.9	35.5	35.9	30.8	31.4	23.5
	<b>KW</b>	3.76	3.76	3.76	3.76	3.75	3.85	3.84	3.85	3.84	3.84	3.94	3.93	3.94	3.93	3.93
<b>115</b>	<b>T.C.</b>	30.3	31.7	31.9	35.5	40.5	31.9	32.9	33.0	36.6	41.6	33.4	34.1	34.1	37.8	42.7
	<b>S.C.</b>	30.3	29.7	24.6	24.9	19.6	31.9	32.2	27.0	27.7	21.2	33.4	34.1	29.4	30.4	22.8
	<b>KW</b>	4.13	4.13	4.14	4.14	4.13	4.22	4.22	4.23	4.22	4.22	4.31	4.30	4.31	4.30	4.31
<b>125</b>	<b>T.C.</b>	28.7	30.0	30.1	33.4	38.5	30.0	31.2	31.1	34.6	39.5	31.3	32.4	32.0	35.7	40.5
	<b>S.C.</b>	28.7	28.4	23.5	23.9	18.9	30.0	30.5	25.8	26.7	20.5	31.3	32.4	28.1	29.4	22.1
	<b>KW</b>	4.51	4.50	4.52	4.52	4.50	4.59	4.59	4.60	4.60	4.59	4.68	4.68	4.69	4.68	4.68
<b>NOTE: ALL CAPACITIES INCLUDE INDOOR FAN HEAT. KW VALUES ARE OR THE SYSTEM (OUTDOOR + INDOOR).</b>																
Green shaded cells are ACCA (TVA) conditions.																
Blue shaded cells are AHRI conditions.																

**Multipliers for determining the performance with other indoor sections.**

**NOTE:** For dry bulb temperatures different than those listed (between 73-87 °F), sensible capacity increases by 1060 BTUH per 1000 CFM per degree above the listed temperature and decreases by 1060 BTUH per 1000 CFM per degree below the listed temperature.

**COIL MULTIPLIERS - 3.5 TON**

Air Handler	Coil	T.C.	S.C.	KW
–	CF/CM/CU48C	0.99	1.09	1.03
–	CF/CM/CU48D	0.99	1.09	1.03
AE42CX21	–	0.98	1.02	0.94
AE48CX21	–	0.99	1.02	0.95
AE48DX21	–	0.99	1.04	0.93
AP48CX21	–	1.00	1.00	1.00
AP48DX21	–	1.00	1.10	1.04
AVC42CX21	–	0.98	1.02	0.94
AVC48CX21	–	0.99	1.02	0.95
AVC48DX21	–	0.99	1.00	0.95
ME14DN21	CF/CM48D	0.99	1.02	0.95
ME16CN21	CF/CM48C	0.99	1.07	0.95
ME20DN21	CF/CM48D	1.00	1.03	0.94
MVC14DN21	CF/CM48D	0.99	1.01	0.93
MVC16CN21	CF/CM48C	0.99	1.00	0.95
MVC20DN21	CF/CM48D	0.99	1.01	0.93

**FURNACE MULTIPLIERS - 3.5 TON**

Furnaces	Coil	T.C.	S.C.	KW
TM8V080C16MP12C	CF/CM/CU48C	0.98	1.02	0.94
TM8V080C16MP12C	CF/CM/CU48D	0.98	1.02	0.94
TM8V100C16MP12C	CF/CM/CU48C	0.98	1.02	0.94
TM8V100C16MP12C	CF/CM/CU48D	0.98	1.02	0.94
TM8V100C20MP12C	CF/CM/CU48C	0.98	1.02	0.94
TM8V100C20MP12C	CF/CM/CU48D	0.99	1.00	0.95
TM8V120C20MP12C	CF/CM/CU48C	0.98	1.02	0.94
TM8V120C20MP12C	CF/CM/CU48D	0.99	1.00	0.95
TM8X080C16MP11	CF/CM/CU48C	0.98	1.02	0.94
TM8X080C16MP11	CF/CM/CU48D	0.98	1.02	0.94
TM8X100C16MP11	CF/CM/CU48C	0.98	1.02	0.94
TM8X100C16MP11	CF/CM/CU48D	0.98	1.02	0.94
TM8X100C20MP11	CF/CM/CU48C	0.99	1.03	0.95
TM8X100C20MP11	CF/CM/CU48D	0.99	1.04	0.95
TM8X120C20MP11	CF/CM/CU48C	0.99	1.03	0.95
TM8X120C20MP11	CF/CM/CU48D	0.99	1.04	0.95
TM8Y080C16MP11	CF/CM/CU48C	0.98	1.02	0.94
TM8Y080C16MP11	CF/CM/CU48D	0.98	1.02	0.94
TM8Y100C16MP11	CF/CM/CU48C	0.98	1.02	0.94
TM8Y100C16MP11	CF/CM/CU48D	0.98	1.02	0.94
TM8Y100C20MP11	CF/CM/CU48C	0.99	1.03	0.95
TM8Y100C20MP11	CF/CM/CU48D	0.99	1.04	0.95
TM8Y120C20MP11	CF/CM/CU48C	0.99	1.03	0.95
TM8Y120C20MP11	CF/CM/CU48D	0.99	1.04	0.95
TM9E080C16MP11	CF/CM/CU48C	0.98	1.02	0.94
TM9E080C16MP11	CF/CM/CU48D	0.98	1.02	0.94
TM9E100C16MP11	CF/CM/CU48C	0.98	1.02	0.94
TM9E100C16MP11	CF/CM/CU48D	0.98	1.03	0.94
TM9E100C20MP11	CF/CM/CU48C	0.98	1.03	0.94
TM9E100C20MP11	CF/CM/CU48D	0.99	1.02	0.95
TM9E120D20MP11	CF/CM/CU48D	0.99	1.04	0.95
TM9V080C16MP12C	CF/CM/CU48C	0.99	1.03	0.99
TM9V080C16MP12C	CF/CM/CU48D	0.99	1.03	0.99
TM9V100C16MP12C	CF/CM/CU48C	0.98	1.03	0.94
TM9V100C16MP12C	CF/CM/CU48D	0.98	1.03	0.94
TM9V100C20MP12C	CF/CM/CU48C	0.99	1.03	0.95

**FURNACE MULTIPLIERS - 3.5 TON (Continued)**

Furnaces	Coil	T.C.	S.C.	KW
TM9V100C20MP12C	CF/CM/CU48D	0.99	1.03	0.95
TM9V120D20MP12C	CF/CM/CU48D	0.99	1.02	0.95
TM9Y080C16MP11	CF/CM/CU48C	0.98	1.02	0.94
TM9Y080C16MP11	CF/CM/CU48D	0.98	1.02	0.94
TM9Y100C16MP11	CF/CM/CU48C	0.98	1.02	0.94
TM9Y100C16MP11	CF/CM/CU48D	0.98	1.03	0.94
TM9Y100C20MP11	CF/CM/CU48C	0.98	1.03	0.94
TM9Y100C20MP11	CF/CM/CU48D	0.99	1.02	0.95
TM9Y120D20MP11	CF/CM/CU48D	0.99	1.04	0.95
TMLV080C16MP12C	CF/CM/CU48C	0.98	1.02	0.94
TMLV080C16MP12C	CF/CM/CU48D	0.98	1.02	0.94
TMLV100C16MP12C	CF/CM/CU48C	0.98	1.02	0.94
TMLV100C16MP12C	CF/CM/CU48D	0.98	1.02	0.94
TMLV100C20MP12C	CF/CM/CU48C	0.98	1.02	0.94
TMLV100C20MP12C	CF/CM/CU48D	0.99	1.00	0.95
TMLV120C20MP12C	CF/CM/CU48C	0.98	1.02	0.94
TMLV120C20MP12C	CF/CM/CU48D	0.99	1.00	0.95
TMLX080C16MP11	CF/CM/CU48C	0.98	1.02	0.94
TMLX080C16MP11	CF/CM/CU48D	0.98	1.02	0.94
TMLX100C16MP11	CF/CM/CU48C	0.98	1.02	0.94
TMLX100C16MP11	CF/CM/CU48D	0.98	1.02	0.94
TMLX100C20MP11	CF/CM/CU48C	0.99	1.03	0.95
TMLX100C20MP11	CF/CM/CU48D	0.99	1.04	0.95
TMLX120C20MP11	CF/CM/CU48C	0.99	1.03	0.95
TMLX120C20MP11	CF/CM/CU48D	0.99	1.04	0.95
TP9C080C16MP13C	CF/CM/CU48C	0.99	1.03	0.99
TP9C080C16MP13C	CF/CM/CU48D	0.99	1.03	0.99
TP9C100C16MP13C	CF/CM/CU48C	0.98	1.03	0.94
TP9C100C16MP13C	CF/CM/CU48D	0.98	1.03	0.94
TP9C100C20MP13C	CF/CM/CU48C	0.99	1.03	0.95
TP9C100C20MP13C	CF/CM/CU48D	0.99	1.03	0.95
TP9C120D20MP13C	CF/CM/CU48D	0.99	1.02	0.95
TPLC080C16MP13C	CF/CM/CU48C	0.98	1.02	0.94
TPLC080C16MP13C	CF/CM/CU48D	0.98	1.02	0.94
TPLC100C16MP13C	CF/CM/CU48C	0.98	1.02	0.94
TPLC100C16MP13C	CF/CM/CU48D	0.98	1.02	0.94
TPLC100C20MP13C	CF/CM/CU48C	0.98	1.02	0.94
TPLC100C20MP13C	CF/CM/CU48D	0.99	1.00	0.95
TPLC120C20MP13C	CF/CM/CU48C	0.98	1.02	0.94
TPLC120C20MP13C	CF/CM/CU48D	0.99	1.00	0.95
CP9C080C16MP13C	CF/CM/CU48C	0.99	1.03	0.99
CP9C080C16MP13C	CF/CM/CU48D	0.99	1.03	0.99
CP9C100C16MP13C	CF/CM/CU48C	0.98	1.03	0.94
CP9C100C16MP13C	CF/CM/CU48D	0.98	1.03	0.94
CP9C100C20MP13C	CF/CM/CU48C	0.99	1.03	0.95
CP9C100C20MP13C	CF/CM/CU48D	0.99	1.03	0.95
CP9C120D20MP13C	CF/CM/CU48D	0.99	1.02	0.95
CPLC080C16MP13C	CF/CM/CU48C	0.98	1.02	0.94
CPLC080C16MP13C	CF/CM/CU48D	0.98	1.02	0.94
CPLC100C16MP13C	CF/CM/CU48C	0.98	1.02	0.94
CPLC100C16MP13C	CF/CM/CU48D	0.98	1.02	0.94
CPLC100C20MP13C	CF/CM/CU48C	0.98	1.02	0.94
CPLC100C20MP13C	CF/CM/CU48D	0.99	1.00	0.95
CPLC120C20MP13C	CF/CM/CU48C	0.98	1.02	0.94
CPLC120C20MP13C	CF/CM/CU48D	0.99	1.00	0.95

HEATING PERFORMANCE DATA										
CONDENSING UNIT MODEL NO		THE42B(3,4)2S								
AIR TEMP. ENTERING OUTDOOR UNIT (°F)	AIR TEMP. ENTERING INDOOR COIL (°F)	ID CFM								
		1150			1400			1650		
		MBH	COP	KW	MBH	COP	KW	MBH	COP	KW
60	60	46.0	3.77	3.57	45.0	3.79	3.48	44.0	3.80	3.39
	70	46.1	3.44	3.96	45.3	3.47	3.85	44.5	3.51	3.75
	80	46.2	3.11	4.35	45.6	3.16	4.23	45.0	3.21	4.10
47	60	41.0	3.65	3.30	40.5	3.65	3.25	40.0	3.65	3.21
	70	40.7	3.32	3.63	40.4	3.34	3.57	40.1	3.37	3.52
	80	40.4	2.99	3.95	40.4	3.04	3.90	40.3	3.08	3.84
40	60	36.9	3.47	3.12	37.1	3.50	3.10	37.2	3.53	3.09
	70	36.4	3.14	3.43	36.7	3.19	3.41	37.0	3.23	3.38
	80	35.9	2.81	3.75	36.3	2.87	3.71	36.7	2.93	3.67
30	60	33.2	3.29	2.96	33.2	3.27	2.98	33.2	3.25	2.99
	70	31.2	2.90	3.19	31.8	2.93	3.21	32.4	2.96	3.23
	80	29.3	2.51	3.42	30.5	2.59	3.44	31.7	2.68	3.47
17	60	25.8	2.79	2.70	26.5	2.84	2.74	27.3	2.88	2.77
	70	24.9	2.51	2.93	25.7	2.56	2.96	26.5	2.61	2.99
	80	24.1	2.23	3.16	24.9	2.29	3.18	25.7	2.35	3.21
10	60	23.0	2.59	2.60	23.3	2.59	2.64	23.66	2.58	2.69
	70	22.1	2.31	2.83	22.6	2.33	2.86	23.0	2.35	2.90
	80	21.2	2.03	3.06	21.8	2.07	3.09	22.4	2.11	3.11
NOTE: ALL CAPACITIES INCLUDE INDOOR FAN HEAT. KW VALUES ARE FOR THE SYSTEM (OUTDOOR + INDOOR).										
Yellow shaded cells are AHRI High Heating conditions.										
Orange shaded cells are AHRI Low Heating conditions.										

**Multipliers for determining the performance with other indoor sections.**

#### COIL MULTIPLIERS - 3.5 TON

Air Handler	Coil	MBH	COP	KW
–	CF/CM/CU48C	1.00	0.99	1.01
–	CF/CM/CU48D	1.00	0.99	1.01
AE42CX21	–	1.01	1.01	0.98
AE48CX21	–	1.01	1.03	0.96
AE48DX21	–	1.03	1.05	0.93
AP48CX21	–	1.00	1.00	1.00
AP48DX21	–	1.00	1.01	0.99
AVC42CX21	–	1.01	1.00	0.99
AVC48CX21	–	1.01	1.01	0.98
AVC48DX21	–	1.01	1.01	0.98
ME14DN21	CF/CM48D	1.01	1.02	0.97
ME16CN21	CF/CM48C	1.01	1.02	0.96
ME20DN21	CF/CM48D	1.03	1.04	0.94
MVC14DN21	CF/CM48D	1.01	1.02	0.97
MVC16CN21	CF/CM48C	1.01	1.01	0.98
MVC20DN21	CF/CM48D	1.01	1.02	0.97

**FURNACE MULTIPLIERS - 3.5 TON**

Furnaces	Coil	MBH	COP	KW
TM8V080C16MP12C	CF/CM/CU48C	1.01	0.99	0.99
TM8V080C16MP12C	CF/CM/CU48D	1.01	0.99	0.99
TM8V100C16MP12C	CF/CM/CU48C	1.01	0.99	0.99
TM8V100C16MP12C	CF/CM/CU48D	1.01	0.99	0.99
TM8V100C20MP12C	CF/CM/CU48C	1.01	1.00	0.99
TM8V100C20MP12C	CF/CM/CU48D	1.01	1.00	0.99
TM8V120C20MP12C	CF/CM/CU48C	1.01	1.00	0.99
TM8V120C20MP12C	CF/CM/CU48D	1.01	1.00	0.99
TM8X080C16MP11	CF/CM/CU48C	1.01	0.99	0.99
TM8X080C16MP11	CF/CM/CU48D	1.01	0.99	0.99
TM8X100C16MP11	CF/CM/CU48C	1.01	0.99	0.99
TM8X100C16MP11	CF/CM/CU48D	1.01	0.99	0.99
TM8X100C20MP11	CF/CM/CU48C	1.01	1.01	0.98
TM8X100C20MP11	CF/CM/CU48D	1.01	1.02	0.97
TM8X120C20MP11	CF/CM/CU48C	1.01	1.01	0.98
TM8X120C20MP11	CF/CM/CU48D	1.01	1.02	0.97
TM8Y080C16MP11	CF/CM/CU48C	1.01	0.99	0.99
TM8Y080C16MP11	CF/CM/CU48D	1.01	0.99	0.99
TM8Y100C16MP11	CF/CM/CU48C	1.01	0.99	0.99
TM8Y100C16MP11	CF/CM/CU48D	1.01	0.99	0.99
TM8Y100C20MP11	CF/CM/CU48C	1.01	1.01	0.98
TM8Y100C20MP11	CF/CM/CU48D	1.01	1.02	0.97
TM8Y120C20MP11	CF/CM/CU48C	1.01	1.01	0.98
TM8Y120C20MP11	CF/CM/CU48D	1.01	1.02	0.97
TM9E080C16MP11	CF/CM/CU48C	1.01	0.99	1.00
TM9E080C16MP11	CF/CM/CU48D	1.01	0.99	1.00
TM9E100C16MP11	CF/CM/CU48C	1.01	0.99	1.00
TM9E100C16MP11	CF/CM/CU48D	1.01	0.99	0.99
TM9E100C20MP11	CF/CM/CU48C	1.01	0.99	0.99
TM9E100C20MP11	CF/CM/CU48D	1.01	1.01	0.98
TM9E120D20MP11	CF/CM/CU48D	1.01	1.02	0.97
TM9V080C16MP12C	CF/CM/CU48C	1.00	0.99	1.01
TM9V080C16MP12C	CF/CM/CU48D	1.01	1.00	0.99
TM9V100C16MP12C	CF/CM/CU48C	1.01	1.00	0.99
TM9V100C16MP12C	CF/CM/CU48D	1.01	1.00	0.99
TM9V100C20MP12C	CF/CM/CU48C	1.01	1.01	0.98
TM9V100C20MP12C	CF/CM/CU48D	1.01	1.01	0.98
TM9V120D20MP12C	CF/CM/CU48D	1.01	1.01	0.98
TM9Y080C16MP11	CF/CM/CU48C	1.01	0.99	1.00
TM9Y080C16MP11	CF/CM/CU48D	1.01	0.99	1.00
TM9Y100C16MP11	CF/CM/CU48C	1.01	0.99	1.00
TM9Y100C16MP11	CF/CM/CU48D	1.01	0.99	0.99
TM9Y100C20MP11	CF/CM/CU48C	1.01	0.99	0.99
TM9Y100C20MP11	CF/CM/CU48D	1.01	1.01	0.98
TM9Y120D20MP11	CF/CM/CU48D	1.01	1.02	0.97
TMLV080C16MP12C	CF/CM/CU48C	1.01	0.99	0.99
TMLV080C16MP12C	CF/CM/CU48D	1.01	0.99	0.99

**FURNACE MULTIPLIERS - 3.5 TON (Continued)**

Furnaces	Coil	MBH	COP	KW
TMLV100C16MP12C	CF/CM/CU48C	1.01	0.99	0.99
TMLV100C16MP12C	CF/CM/CU48D	1.01	0.99	0.99
TMLV100C20MP12C	CF/CM/CU48C	1.01	1.00	0.99
TMLV100C20MP12C	CF/CM/CU48D	1.01	1.00	0.99
TMLV120C20MP12C	CF/CM/CU48C	1.01	1.00	0.99
TMLV120C20MP12C	CF/CM/CU48D	1.01	1.00	0.99
TMLX080C16MP11	CF/CM/CU48C	1.01	0.99	0.99
TMLX080C16MP11	CF/CM/CU48D	1.01	0.99	0.99
TMLX100C16MP11	CF/CM/CU48C	1.01	0.99	0.99
TMLX100C16MP11	CF/CM/CU48D	1.01	0.99	0.99
TMLX100C20MP11	CF/CM/CU48C	1.01	1.01	0.98
TMLX100C20MP11	CF/CM/CU48D	1.01	1.02	0.97
TMLX120C20MP11	CF/CM/CU48C	1.01	1.01	0.98
TMLX120C20MP11	CF/CM/CU48D	1.01	1.02	0.97
TP9C080C16MP13C	CF/CM/CU48C	1.00	0.99	1.01
TP9C080C16MP13C	CF/CM/CU48D	1.01	1.00	0.99
TP9C100C16MP13C	CF/CM/CU48C	1.01	1.00	0.99
TP9C100C16MP13C	CF/CM/CU48D	1.01	1.00	0.99
TP9C100C20MP13C	CF/CM/CU48C	1.01	1.01	0.98
TP9C100C20MP13C	CF/CM/CU48D	1.01	1.01	0.98
TP9C120D20MP13C	CF/CM/CU48D	1.01	1.01	0.98
TPLC080C16MP13C	CF/CM/CU48C	1.01	0.99	0.99
TPLC080C16MP13C	CF/CM/CU48D	1.01	0.99	0.99
TPLC100C16MP13C	CF/CM/CU48C	1.01	0.99	0.99
TPLC100C16MP13C	CF/CM/CU48D	1.01	0.99	0.99
TPLC100C20MP13C	CF/CM/CU48C	1.01	1.00	0.99
TPLC100C20MP13C	CF/CM/CU48D	1.01	1.00	0.99
TPLC120C20MP13C	CF/CM/CU48C	1.01	1.00	0.99
TPLC120C20MP13C	CF/CM/CU48D	1.01	1.00	0.99
CP9C080C16MP13C	CF/CM/CU48C	1.00	0.99	1.01
CP9C080C16MP13C	CF/CM/CU48D	1.01	1.00	0.99
CP9C100C16MP13C	CF/CM/CU48C	1.01	1.00	0.99
CP9C100C16MP13C	CF/CM/CU48D	1.01	1.00	0.99
CP9C100C20MP13C	CF/CM/CU48C	1.01	1.01	0.98
CP9C100C20MP13C	CF/CM/CU48D	1.01	1.01	0.98
CP9C120D20MP13C	CF/CM/CU48D	1.01	1.01	0.98
CPLC080C16MP13C	CF/CM/CU48C	1.01	0.99	0.99
CPLC080C16MP13C	CF/CM/CU48D	1.01	0.99	0.99
CPLC100C16MP13C	CF/CM/CU48C	1.01	0.99	0.99
CPLC100C16MP13C	CF/CM/CU48D	1.01	0.99	0.99
CPLC100C20MP13C	CF/CM/CU48C	1.01	1.00	0.99
CPLC100C20MP13C	CF/CM/CU48D	1.01	1.00	0.99
CPLC120C20MP13C	CF/CM/CU48C	1.01	1.00	0.99
CPLC120C20MP13C	CF/CM/CU48D	1.01	1.00	0.99

**PERFORMANCE DATA - 4 TON**

<b>CONDENSER-ONLY DATA (OUTDOOR UNIT)</b>																
<b>MODEL</b>	<b>SATURATED SUCTION @ COMPRESSOR</b>		<b>Outdoor Ambient Temperature</b>													
			<b>65 °F</b>		<b>75 °F</b>		<b>85 °F</b>		<b>95 °F</b>		<b>105 °F</b>		<b>115 °F</b>		<b>125 °F</b>	
	<b>T (°F)</b>	<b>P (PSIG)</b>	<b>MBH</b>	<b>KW</b>	<b>MBH</b>	<b>KW</b>	<b>MBH</b>	<b>KW</b>	<b>MBH</b>	<b>KW</b>	<b>MBH</b>	<b>KW</b>	<b>MBH</b>	<b>KW</b>	<b>MBH</b>	<b>KW</b>
<b>THE48B(3,4)1S</b>	35	107	44.4	2.14	41.4	2.33	38.5	2.52	35.5	2.71	32.5	2.90	29.5	3.09	26.5	3.28
	40	119	49.8	2.40	46.5	2.61	43.3	2.83	40.1	3.04	36.9	3.26	33.7	3.47	30.4	3.68
	45	130	55.1	2.66	51.7	2.90	48.2	3.14	44.7	3.38	41.3	3.61	37.8	3.85	34.3	4.09
	50	143	60.5	2.92	56.8	3.18	53.1	3.45	49.3	3.71	45.6	3.97	41.9	4.24	38.2	4.50
	55	156	65.8	3.18	61.9	3.47	57.9	3.76	54.0	4.05	50.0	4.33	46.1	4.62	42.1	4.91

**Notes:**

1. For Outdoor Unit (Condenser) performance only. Data does not include the effects of air handler power or heat.
2. Performance based on 15°F subcooling and 15°F superheat at the Outdoor Unit base valves.
  - a. Increase capacity by 1% for each 2°F increase in subcooling.
  - b. Decrease capacity by 1% for each 2°F decrease in subcooling.
3. Maximum recommended condensing temperature is 140°F.

<b>COOLING PERFORMANCE DATA</b>																
<b>AIR CONDITIONER MODEL NO.</b>			<b>THE48B(3,4)1S</b>													
<b>AIR TEMP. ENTERING OUTDOOR UNIT (°F)</b>	<b>IDCFM</b>	<b>1400</b>					<b>1600</b>					<b>1800</b>				
	<b>ID DB (°F)</b>	<b>80</b>	<b>80</b>	<b>75</b>	<b>80</b>	<b>80</b>	<b>80</b>	<b>80</b>	<b>75</b>	<b>80</b>	<b>80</b>	<b>80</b>	<b>80</b>	<b>75</b>	<b>80</b>	<b>80</b>
	<b>ID WB (°F)</b>	<b>57</b>	<b>62</b>	<b>62</b>	<b>67</b>	<b>72</b>	<b>57</b>	<b>62</b>	<b>62</b>	<b>67</b>	<b>72</b>	<b>57</b>	<b>62</b>	<b>62</b>	<b>67</b>	<b>72</b>
65	T.C.	44.6	47.8	47.9	52.0	55.4	45.7	48.1	48.2	52.1	55.2	48.2	49.9	49.9	53.7	56.7
	S.C.	43.1	40.5	34.5	33.6	25.7	44.8	43.1	36.6	35.1	26.6	46.6	45.8	38.7	36.8	27.5
	KW	2.95	2.98	2.97	2.99	3.01	3.06	3.07	3.06	3.09	3.10	3.12	3.13	3.12	3.14	3.16
75	T.C.	43.2	45.9	46.2	50.8	56.2	44.4	46.4	46.5	51.1	56.4	47.0	48.2	48.2	53.0	58.3
	S.C.	41.7	39.7	33.7	33.8	26.5	43.4	42.5	36.0	35.6	27.8	45.2	45.3	38.3	37.5	29.2
	KW	3.22	3.25	3.23	3.26	3.27	3.32	3.34	3.32	3.36	3.37	3.38	3.40	3.38	3.41	3.43
85	T.C.	41.5	43.8	44.0	48.5	54.0	42.6	44.3	44.2	48.7	54.2	45.1	46.1	45.8	50.4	56.0
	S.C.	39.9	38.5	32.7	32.8	25.7	41.5	41.2	34.9	34.8	27.0	43.3	44.0	37.2	36.9	28.4
	KW	3.57	3.59	3.57	3.60	3.62	3.68	3.69	3.68	3.71	3.72	3.74	3.75	3.73	3.76	3.77
95	T.C.	39.7	41.7	41.7	46.1	51.8	40.8	42.2	42.0	46.3	51.9	43.2	43.9	43.5	47.8	53.6
	S.C.	38.1	37.3	31.6	31.8	24.8	39.7	39.9	33.7	34.0	26.2	41.3	42.6	36.0	36.2	27.5
	KW	3.93	3.93	3.92	3.95	3.96	4.04	4.04	4.03	4.06	4.07	4.09	4.10	4.08	4.11	4.12
105	T.C.	38.0	39.3	39.2	43.5	48.7	39.0	39.9	39.5	43.6	48.9	41.2	41.7	40.9	45.1	50.5
	S.C.	36.5	36.4	30.6	31.0	23.9	37.9	38.5	32.8	33.1	25.3	39.5	40.7	35.1	35.3	26.8
	KW	4.43	4.42	4.42	4.45	4.45	4.54	4.54	4.53	4.55	4.56	4.58	4.59	4.57	4.60	4.61
115	T.C.	36.3	36.9	36.7	40.9	45.7	37.2	37.6	37.0	41.0	45.8	39.2	39.4	38.3	42.4	47.3
	S.C.	34.9	35.4	29.6	30.2	23.0	36.2	37.1	31.8	32.3	24.5	37.6	38.9	34.1	34.5	26.0
	KW	4.93	4.91	4.91	4.94	4.95	5.03	5.03	5.02	5.05	5.06	5.07	5.08	5.06	5.09	5.10
125	T.C.	34.6	34.5	34.2	38.3	42.6	35.4	35.3	34.5	38.4	42.8	37.2	37.1	35.7	39.6	44.2
	S.C.	33.3	34.5	28.6	29.4	22.1	34.5	35.7	30.9	31.5	23.6	35.8	37.0	33.2	33.7	25.2
	KW	5.43	5.40	5.41	5.43	5.44	5.53	5.52	5.51	5.54	5.56	5.56	5.57	5.55	5.58	5.59
<b>NOTE: ALL CAPACITIES INCLUDE INDOOR FAN HEAT. KW VALUES ARE FOR THE SYSTEM (OUTDOOR + INDOOR).</b>																
Green shaded cells are ACCA (TVA) conditions.																
Blue shaded cells are AHRI conditions.																

**Multipliers for determining the performance with other indoor sections.**

**NOTE:** For dry bulb temperatures different than those listed (between 73-87 °F), sensible capacity increases by 1060 BTUH per 1000 CFM per degree above the listed temperature and decreases by 1060 BTUH per 1000 CFM per degree below the listed temperature.

**COIL MULTIPLIERS - 4 TON**

Air Handler	Coil	T.C.	S.C.	KW
–	CF/CM/CU60C	1.01	0.99	0.98
–	CF/CM/CU60D	1.01	0.99	0.98
AE48CX21	–	0.99	0.99	0.97
AE48DX21	–	1.00	1.00	0.96
AE60CX21	–	1.01	1.01	0.94
AVC48CX21	–	0.99	0.92	0.94
AVC48DX21	–	1.00	0.99	0.96
AVC60CX21	–	1.00	0.91	0.91
ME14DN21	CF/CM48D	1.00	1.00	0.96
ME14DN21	CF/CM60D	1.00	1.00	0.98
ME16CN21	CF/CM48C	0.99	0.99	0.97
ME16CN21	CF/CM60C	1.01	1.01	0.97
ME20DN21	CF/CM48D	1.00	0.99	0.98
ME20DN21	CF/CM60D	1.01	1.01	0.97

**FURNACE MULTIPLIERS - 4 TON**

Furnaces	Coil	T.C.	S.C.	KW
TM8V100C16MP11	CF/CM/CU48C	0.98	0.88	0.94
TM8V100C16MP11	CF/CM/CU48D	0.98	0.87	0.94
TM8V100C16MP11	CF/CM/CU60C	1.00	0.89	0.94
TM8V120C20MP11	CF/CM/CU48C	0.98	0.87	0.94
TM8V120C20MP11	CF/CM/CU60C	1.00	1.00	0.98
TM8V120C20MP11	CF/CM/CU60D	1.00	0.92	0.94
TM8X100C16MP11	CF/CM/CU48C	0.99	0.99	0.99
TM8X100C16MP11	CF/CM/CU48D	0.99	0.99	0.99
TM8X100C16MP11	CF/CM/CU60C	1.00	1.00	0.98
TM8X100C16MP11	CF/CM/CU60D	1.00	1.00	0.98
TM8X120C20MP11	CF/CM/CU48C	0.99	0.99	0.99
TM8X120C20MP11	CF/CM/CU48D	0.99	0.99	0.99
TM8X120C20MP11	CF/CM/CU60C	1.00	1.00	0.98
TM8X120C20MP11	CF/CM/CU60D	1.00	1.00	0.98
TM8X120C20MP11	CF/CM/CU48C	0.99	0.99	0.99
TM8X120C20MP11	CF/CM/CU48D	0.99	0.99	0.99
TM8X120C20MP11	CF/CM/CU60C	1.00	1.00	0.98
TM8X120C20MP11	CF/CM/CU60D	1.00	1.00	0.98
TM9E100C16MP11	CF/CM/CU48C	0.98	0.99	0.99
TM9E100C16MP11	CF/CM/CU60C	0.99	0.99	1.00
TM9E100C16MP11	CF/CM/CU60D	0.99	0.99	1.00
TM9E100C20MP11	CF/CM/CU48C	0.99	0.99	0.99
TM9E100C20MP11	CF/CM/CU48D	0.99	0.99	0.99
TM9E100C20MP11	CF/CM/CU60C	1.00	1.00	0.98
TM9E100C20MP11	CF/CM/CU60D	1.00	1.00	0.98
TM9E120D20MP11	CF/CM/CU48D	0.99	0.99	0.99
TM9E120D20MP11	CF/CM/CU60D	1.01	1.01	0.99
TM9V100C16MP11	CF/CM/CU48C	0.99	0.98	0.98
TM9V100C16MP11	CF/CM/CU48D	0.99	0.99	0.96
TM9V100C16MP11	CF/CM/CU60C	1.00	0.98	0.99
TM9V100C20MP11	CF/CM/CU48C	0.98	0.98	0.99
TM9V100C20MP11	CF/CM/CU48D	0.98	0.99	0.99
TM9V100C20MP11	CF/CM/CU60C	1.00	0.98	0.99
TM9V120D20MP11	CF/CM/CU60D	1.00	1.00	0.97
TMLV100C16MP11	CF/CM/CU48C	0.98	0.99	0.99
TMLV100C16MP11	CF/CM/CU48D	0.98	0.99	0.99
TMLV100C16MP11	CF/CM/CU60C	1.00	1.00	0.99
TMLV120C20MP11	CF/CM/CU48C	0.98	0.99	0.99
TMLV120C20MP11	CF/CM/CU60C	1.00	1.00	0.98

**FURNACE MULTIPLIERS - 4 TON (Continued)**

Furnaces	Coil	T.C.	S.C.	KW
TMLV120C20MP11	CF/CM/CU60D	1.00	1.02	0.98
CPLC100C16MP11	CF/CM/CU48C	0.98	0.99	0.99
CPLC100C16MP11	CF/CM/CU48D	0.98	0.99	0.99
CPLC100C16MP11	CF/CM/CU60C	1.00	1.00	0.99
CPLC120C20MP11	CF/CM/CU48C	0.98	0.99	0.99
CPLC120C20MP11	CF/CM/CU60C	1.00	1.00	0.98
CPLC120C20MP11	CF/CM/CU60D	1.00	1.02	0.98
TPLC100C16MP11	CF/CM/CU48C	0.98	0.99	0.99
TPLC100C16MP11	CF/CM/CU48D	0.98	0.99	0.99
TPLC100C16MP11	CF/CM/CU60C	1.00	1.00	0.99
TPLC120C20MP11	CF/CM/CU48C	0.98	0.99	0.99
TPLC120C20MP11	CF/CM/CU60C	1.00	1.00	0.98
TPLC120C20MP11	CF/CM/CU60D	1.00	1.02	0.98
TMLX100C16MP11	CF/CM/CU48C	0.99	0.99	0.99
TMLX100C16MP11	CF/CM/CU48D	0.99	0.99	0.99
TMLX100C16MP11	CF/CM/CU60C	1.00	1.00	0.98
TMLX100C16MP11	CF/CM/CU60D	1.00	1.00	0.98
TMLX120C20MP11	CF/CM/CU48C	0.99	0.99	0.99
TMLX120C20MP11	CF/CM/CU48D	0.99	0.99	0.99
TMLX120C20MP11	CF/CM/CU60C	1.00	1.00	0.98
TMLX120C20MP11	CF/CM/CU60D	1.00	1.00	0.98
TM8Y100C16MP11	CF/CM/CU48C	0.99	0.99	0.99
TM8Y100C16MP11	CF/CM/CU48D	0.99	0.99	0.99
TM8Y100C16MP11	CF/CM/CU60C	1.00	1.00	0.98
TM8Y100C16MP11	CF/CM/CU60D	1.00	1.00	0.98
TM8Y120C20MP11	CF/CM/CU48C	0.99	0.99	0.99
TM8Y120C20MP11	CF/CM/CU48D	0.99	0.99	0.99
TM8Y120C20MP11	CF/CM/CU60C	1.00	1.00	0.98
TM8Y120C20MP11	CF/CM/CU60D	1.00	1.00	0.98
TM9Y100C16MP11	CF/CM/CU48C	0.98	0.99	0.99
TM9Y100C16MP11	CF/CM/CU60C	0.99	0.99	1.00
TM9Y100C16MP11	CF/CM/CU60D	0.99	0.99	1.00
TM9Y100C20MP11	CF/CM/CU48C	0.99	0.99	0.99
TM9Y100C20MP11	CF/CM/CU48D	0.99	0.99	0.99
TM9Y100C20MP11	CF/CM/CU60C	1.00	1.00	0.98
TM9Y100C20MP11	CF/CM/CU60D	1.00	1.00	0.98
TM9Y120D20MP11	CF/CM/CU48D	0.99	0.99	0.99
TM9Y120D20MP11	CF/CM/CU60D	1.01	1.01	0.99
CP9C100C16MP11	CF/CM/CU48C	0.99	0.98	0.98
CP9C100C16MP11	CF/CM/CU48D	0.99	0.99	0.96
CP9C100C16MP11	CF/CM/CU60C	1.00	0.98	0.99
CP9C100C20MP11	CF/CM/CU48C	0.98	0.98	0.99
CP9C100C20MP11	CF/CM/CU48D	0.98	0.99	0.99
CP9C100C20MP11	CF/CM/CU60C	1.00	0.98	0.99
CP9C120D20MP11	CF/CM/CU60D	1.00	1.00	0.97
TP9C100C16MP11	CF/CM/CU48C	0.99	0.98	0.98
TP9C100C16MP11	CF/CM/CU48D	0.99	0.99	0.96
TP9C100C16MP11	CF/CM/CU60C	1.00	0.98	0.99
TP9C100C20MP11	CF/CM/CU48C	0.98	0.98	0.99
TP9C100C20MP11	CF/CM/CU48D	0.98	0.99	0.99
TP9C100C20MP11	CF/CM/CU60C	1.00	0.98	0.99
TP9C120D20MP11	CF/CM/CU60D	1.00	1.00	0.97



HEATING PERFORMANCE DATA										
CONDENSING UNIT MODEL NO		THE48B(3,4)1S								
AIR TEMP. ENTERING OUTDOOR UNIT (°F)	AIR TEMP. ENTERING INDOOR COIL (°F)	ID CFM								
		1400			1600			1800		
		MBH	COP	KW	MBH	COP	KW	MBH	COP	KW
60	60	59.2	4.49	3.86	60.0	4.65	3.78	60.9	4.82	3.70
	70	58.2	3.93	4.34	59.0	4.08	4.23	59.7	4.25	4.12
	80	57.2	3.49	4.81	57.9	3.63	4.67	58.6	3.79	4.53
47	60	51.1	4.12	3.63	51.4	4.22	3.57	51.7	4.31	3.51
	70	50.1	3.59	4.08	50.4	3.68	4.01	50.8	3.79	3.93
	80	49.1	3.17	4.54	49.5	3.27	4.44	49.9	3.36	4.35
40	60	45.7	3.86	3.47	46.6	3.96	3.45	47.5	4.06	3.43
	70	45.5	3.37	3.95	46.2	3.47	3.90	46.9	3.57	3.85
	80	45.3	2.99	4.44	45.8	3.08	4.36	46.4	3.18	4.28
30	60	40.0	3.52	3.33	40.5	3.59	3.31	41.1	3.66	3.29
	70	39.5	3.11	3.73	39.9	3.17	3.69	40.2	3.23	3.65
	80	39.1	2.77	4.14	39.2	2.82	4.08	39.3	2.87	4.02
17	60	29.6	2.94	2.95	31.9	3.05	3.06	34.1	3.15	3.17
	70	30.9	2.59	3.50	32.3	2.67	3.54	33.7	2.76	3.58
	80	32.2	2.33	4.04	32.7	2.39	4.01	33.3	2.45	3.98
10	60	30.0	2.85	3.08	29.9	2.85	3.08	29.93	2.85	3.08
	70	29.2	2.52	3.40	29.2	2.53	3.38	29.1	2.53	3.37
	80	28.5	2.25	3.71	28.4	2.26	3.68	28.3	2.27	3.66
NOTE: ALL CAPACITIES INCLUDE INDOOR FAN HEAT. KW VALUES ARE FOR THE SYSTEM (OUTDOOR + INDOOR).										
Yellow shaded cells are AHRI High Heating conditions.										
Orange shaded cells are AHRI Low Heating conditions.										

**Multipliers for determining the performance with other indoor sections.**

#### COIL MULTIPLIERS - 4 TON

Air Handler	Coil	MBH	COP	KW
–	CF/CM/CU60C	0.94	0.96	0.98
–	CF/CM/CU60D	0.94	0.96	0.98
AE48CX21	–	0.95	1.00	0.95
AE48DX21	–	0.95	1.01	0.94
AE60CX21	–	0.95	1.01	0.94
AVC48CX21	–	0.94	0.96	0.98
AVC48DX21	–	0.95	1.00	0.95
AVC60CX21	–	0.94	0.96	0.98
ME14DN21	CF/CM48D	0.95	1.00	0.95
ME14DN21	CF/CM60D	0.96	0.98	0.97
ME16CN21	CF/CM48C	0.95	1.00	0.95
ME16CN21	CF/CM60C	0.95	1.00	0.95
ME20DN21	CF/CM48D	0.95	1.00	0.95
ME20DN21	CF/CM60D	0.95	1.00	0.95

**FURNACE MULTIPLIERS - 4 TON**

Furnaces	Coil	MBH	COP	KW
TM8V100C16MP11	CF/CM/CU48C	0.94	0.94	1.00
TM8V100C16MP11	CF/CM/CU48D	0.94	0.94	1.00
TM8V100C16MP11	CF/CM/CU60C	0.94	0.94	1.00
TM8V120C20MP11	CF/CM/CU48C	0.94	0.94	1.00
TM8V120C20MP11	CF/CM/CU60C	0.96	0.98	0.97
TM8V120C20MP11	CF/CM/CU60D	0.94	0.96	0.98
TM8X100C16MP11	CF/CM/CU48C	0.96	0.98	0.97
TM8X100C16MP11	CF/CM/CU48D	0.96	0.98	0.97
TM8X100C16MP11	CF/CM/CU60C	0.96	0.98	0.97
TM8X100C16MP11	CF/CM/CU60D	0.96	0.98	0.97
TM8X120C20MP11	CF/CM/CU48C	0.96	0.99	0.97
TM8X120C20MP11	CF/CM/CU48D	0.96	0.99	0.97
TM8X120C20MP11	CF/CM/CU60C	0.95	0.98	0.96
TM8X120C20MP11	CF/CM/CU60D	0.95	0.98	0.96
TM9E100C16MP11	CF/CM/CU48C	0.95	0.98	0.97
TM9E100C16MP11	CF/CM/CU60C	0.95	0.98	0.97
TM9E100C16MP11	CF/CM/CU60D	0.95	0.98	0.97
TM9E100C20MP11	CF/CM/CU48C	0.96	0.98	0.97
TM9E100C20MP11	CF/CM/CU48D	0.96	0.98	0.97
TM9E100C20MP11	CF/CM/CU60C	0.95	0.98	0.96
TM9E100C20MP11	CF/CM/CU60D	0.95	0.98	0.96
TM9E120D20MP11	CF/CM/CU48D	0.96	0.99	0.97
TM9E120D20MP11	CF/CM/CU60D	0.95	0.99	0.96
TM9V100C16MP11	CF/CM/CU48C	0.96	0.98	0.98
TM9V100C16MP11	CF/CM/CU48D	0.95	0.99	0.95
TM9V100C16MP11	CF/CM/CU60C	0.96	0.97	0.99
TM9V100C20MP11	CF/CM/CU48C	0.95	0.98	0.98
TM9V100C20MP11	CF/CM/CU48D	0.95	0.99	0.97
TM9V100C20MP11	CF/CM/CU60C	0.96	0.97	0.99
TM9V120D20MP11	CF/CM/CU60D	0.95	0.99	0.96
TMLV100C16MP11	CF/CM/CU48C	0.95	0.98	0.97
TMLV100C16MP11	CF/CM/CU48D	0.95	0.99	0.97
TMLV100C16MP11	CF/CM/CU60C	0.95	0.98	0.97
TMLV120C20MP11	CF/CM/CU48C	0.95	0.99	0.97
TMLV120C20MP11	CF/CM/CU60C	0.96	0.98	0.97
TMLV120C20MP11	CF/CM/CU60D	0.95	1.00	0.95
CPLC100C16MP11	CF/CM/CU48C	0.95	0.98	0.97
CPLC100C16MP11	CF/CM/CU48D	0.95	0.99	0.97
CPLC100C16MP11	CF/CM/CU60C	0.95	0.98	0.97
CPLC120C20MP11	CF/CM/CU48C	0.95	0.99	0.97
CPLC120C20MP11	CF/CM/CU60C	0.96	0.98	0.97
CPLC120C20MP11	CF/CM/CU60D	0.95	1.00	0.95
TPLC100C16MP11	CF/CM/CU48C	0.95	0.98	0.97
TPLC100C16MP11	CF/CM/CU48D	0.95	0.99	0.97
TPLC100C16MP11	CF/CM/CU60C	0.95	0.98	0.97

**FURNACE MULTIPLIERS - 4 TON (Continued)**

Furnaces	Coil	MBH	COP	KW
TPLC120C20MP11	CF/CM/CU48C	0.95	0.99	0.97
TPLC120C20MP11	CF/CM/CU60C	0.96	0.98	0.97
TPLC120C20MP11	CF/CM/CU60D	0.95	1.00	0.95
TMLX100C16MP11	CF/CM/CU48C	0.96	0.98	0.97
TMLX100C16MP11	CF/CM/CU48D	0.96	0.98	0.97
TMLX100C16MP11	CF/CM/CU60C	0.96	0.98	0.97
TMLX100C16MP11	CF/CM/CU60D	0.96	0.98	0.97
TMLX120C20MP11	CF/CM/CU48C	0.96	0.99	0.97
TMLX120C20MP11	CF/CM/CU48D	0.96	0.99	0.97
TMLX120C20MP11	CF/CM/CU60C	0.95	0.98	0.96
TMLX120C20MP11	CF/CM/CU60D	0.95	0.98	0.96
TM8Y100C16MP11	CF/CM/CU48C	0.96	0.98	0.97
TM8Y100C16MP11	CF/CM/CU48D	0.96	0.98	0.97
TM8Y100C16MP11	CF/CM/CU60C	0.96	0.98	0.97
TM8Y100C16MP11	CF/CM/CU60D	0.96	0.98	0.97
TM8Y120C20MP11	CF/CM/CU48C	0.96	0.99	0.97
TM8Y120C20MP11	CF/CM/CU48D	0.96	0.99	0.97
TM8Y120C20MP11	CF/CM/CU60C	0.95	0.98	0.96
TM8Y120C20MP11	CF/CM/CU60D	0.95	0.98	0.96
TM9Y100C16MP11	CF/CM/CU48C	0.95	0.98	0.97
TM9Y100C16MP11	CF/CM/CU60C	0.95	0.98	0.97
TM9Y100C16MP11	CF/CM/CU60D	0.95	0.98	0.97
TM9Y100C20MP11	CF/CM/CU48C	0.96	0.98	0.97
TM9Y100C20MP11	CF/CM/CU48D	0.96	0.98	0.97
TM9Y100C20MP11	CF/CM/CU60C	0.95	0.98	0.96
TM9Y100C20MP11	CF/CM/CU60D	0.95	0.98	0.96
TM9Y120D20MP11	CF/CM/CU48D	0.96	0.99	0.97
TM9Y120D20MP11	CF/CM/CU60D	0.95	0.99	0.96
CP9C100C16MP11	CF/CM/CU48C	0.96	0.98	0.98
CP9C100C16MP11	CF/CM/CU48D	0.95	0.99	0.95
CP9C100C16MP11	CF/CM/CU60C	0.96	0.97	0.99
CP9C100C20MP11	CF/CM/CU48C	0.95	0.98	0.98
CP9C100C20MP11	CF/CM/CU48D	0.95	0.99	0.97
CP9C100C20MP11	CF/CM/CU60C	0.96	0.97	0.99
CP9C120D20MP11	CF/CM/CU60D	0.95	0.99	0.96
TP9C100C16MP11	CF/CM/CU48C	0.96	0.98	0.98
TP9C100C16MP11	CF/CM/CU48D	0.95	0.99	0.95
TP9C100C16MP11	CF/CM/CU60C	0.96	0.97	0.99
TP9C100C20MP11	CF/CM/CU48C	0.95	0.98	0.98
TP9C100C20MP11	CF/CM/CU48D	0.95	0.99	0.97
TP9C100C20MP11	CF/CM/CU60C	0.96	0.97	0.99
TP9C120D20MP11	CF/CM/CU60D	0.95	0.99	0.96

## PERFORMANCE DATA - 5 TON

CONDENSER-ONLY DATA (OUTDOOR UNIT)																
MODEL	SATURATED SUCTION @ COMPRESSOR		Outdoor Ambient Temperature													
			65 °F		75 °F		85 °F		95 °F		105 °F		115 °F		125 °F	
	T (°F)	P (PSIG)	MBH	KW	MBH	KW	MBH	KW	MBH	KW	MBH	KW	MBH	KW	MBH	KW
THE60B(3,4)1S	35	107	54.6	3.17	52.1	3.55	49.6	3.93	47.1	4.32	44.6	4.70	42.2	5.08	39.7	5.46
	40	119	61.4	3.67	58.0	4.03	54.7	4.39	51.3	4.75	47.9	5.10	44.6	5.46	41.2	5.82
	45	130	68.2	4.18	64.0	4.51	59.7	4.84	55.5	5.18	51.2	5.51	47.0	5.84	42.7	6.17
	50	143	75.0	4.69	69.9	4.99	64.7	5.30	59.6	5.60	54.5	5.91	49.4	6.22	44.2	6.52
	55	156	81.8	5.19	75.8	5.47	69.8	5.75	63.8	6.03	57.8	6.31	51.8	6.60	45.8	6.88

### Notes:

- For Outdoor Unit (Condenser) performance only. Data does not include the effects of air handler power or heat.
- Performance based on 15°F subcooling and 15°F superheat at the Outdoor Unit base valves.
  - Increase capacity by 1% for each 2°F increase in subcooling.
  - Decrease capacity by 1% for each 2°F decrease in subcooling.
- Maximum recommended condensing temperature is 140°F.

COOLING PERFORMANCE DATA																
AIR CONDITIONER MODEL NO.		THE60B(3,4)1S														
AIR TEMP. ENTERING OUTDOOR UNIT (°F)	IDCFM	1600					1850					2100				
	ID DB (°F)	80	80	75	80	80	80	80	75	80	80	80	80	75	80	80
	ID WB (°F)	57	62	62	67	72	57	62	62	67	72	57	62	62	67	72
65	T.C.	54.3	57.6	57.5	61.2	64.3	55.4	57.6	57.5	60.7	63.3	56.4	57.7	57.5	60.1	62.3
	S.C.	53.2	47.6	40.9	39.0	30.1	56.0	50.7	43.5	40.8	30.9	58.9	53.8	46.1	42.5	31.7
	KW	3.45	3.49	3.47	3.51	3.50	3.55	3.59	3.57	3.60	3.59	3.65	3.69	3.67	3.69	3.68
75	T.C.	52.8	55.8	55.7	60.6	65.5	54.2	56.0	55.9	60.5	64.9	55.7	56.2	56.1	60.4	64.4
	S.C.	51.8	47.4	40.4	39.6	31.0	54.5	51.1	43.3	42.1	32.3	57.1	54.7	46.2	44.5	33.7
	KW	3.74	3.81	3.77	3.82	3.81	3.84	3.91	3.87	3.92	3.91	3.94	4.01	3.97	4.02	4.01
85	T.C.	50.6	53.1	53.1	57.7	63.1	52.1	53.3	53.1	57.6	62.7	53.5	53.5	53.2	57.5	62.3
	S.C.	49.8	46.3	39.1	38.6	30.2	52.3	49.9	41.9	41.2	31.7	54.7	53.6	44.7	43.8	33.1
	KW	4.17	4.22	4.19	4.24	4.23	4.27	4.32	4.29	4.33	4.33	4.37	4.42	4.39	4.42	4.43
95	T.C.	48.5	50.5	50.4	54.8	60.7	49.9	50.7	50.3	54.7	60.5	51.2	50.8	50.2	54.6	60.3
	S.C.	47.7	45.1	37.8	37.6	29.5	50.1	48.8	40.5	40.3	31.0	52.4	52.5	43.1	43.0	32.6
	KW	4.59	4.63	4.61	4.66	4.65	4.69	4.73	4.70	4.75	4.74	4.79	4.83	4.79	4.84	4.83
105	T.C.	46.0	47.3	47.2	51.3	56.9	47.2	47.4	47.0	51.1	56.5	48.4	47.4	46.9	50.9	56.2
	S.C.	45.3	43.6	36.5	36.3	28.2	47.4	47.0	39.2	38.9	29.7	49.5	50.4	41.8	41.6	31.3
	KW	5.17	5.20	5.17	5.22	5.22	5.26	5.29	5.27	5.32	5.32	5.35	5.38	5.37	5.42	5.42
115	T.C.	43.6	44.1	44.0	47.9	53.1	44.6	44.1	43.8	47.6	52.6	45.6	44.0	43.6	47.3	52.2
	S.C.	42.9	42.0	35.2	34.9	26.9	44.8	45.2	37.8	37.6	28.4	46.7	48.3	40.5	40.2	30.0
	KW	5.74	5.76	5.74	5.79	5.80	5.83	5.85	5.83	5.88	5.89	5.92	5.94	5.92	5.97	5.98
125	T.C.	41.1	41.0	40.8	44.4	49.3	41.9	40.7	40.5	44.0	48.7	42.8	40.5	40.2	43.7	48.1
	S.C.	40.4	40.5	33.9	33.6	25.5	42.1	43.3	36.5	36.2	27.1	43.8	46.2	39.1	38.8	28.7
	KW	6.31	6.32	6.31	6.36	6.37	6.40	6.42	6.40	6.45	6.47	6.49	6.52	6.49	6.54	6.57
NOTE: ALL CAPACITIES INCLUDE INDOOR FAN HEAT. KW VALUES ARE FOR THE SYSTEM (OUTDOOR + INDOOR).																
Green shaded cells are ACCA (TVA) conditions.																
Blue shaded cells are AHRI conditions.																

### Multipliers for determining the performance with other indoor sections.

**NOTE:** For dry bulb temperatures different than those listed (between 73-87 °F), sensible capacity increases by 1060 BTUH per 1000 CFM per degree above the listed temperature and decreases by 1060 BTUH per 1000 CFM per degree below the listed temperature.

**COIL MULTIPLIERS - 5 TON**

Air Handler	Coil	T.C.	S.C.	KW
AE60DX21	—	1.03	1.02	0.96
AVC60DX21	—	1.03	1.02	0.96
ME20DN21	CF/CM64D	1.02	1.02	0.99
MVC20DN21	CF/CM64D	1.03	1.03	1.00

**FURNACE MULTIPLIERS - 5 TON**

Furnaces	Coil	T.C.	S.C.	KW
TM8V100C20MP11	CF/CM64D	1.03	1.01	0.99
TM8V120C20MP11	CF/CM64D	1.03	1.01	0.99
TM8X080C16MP11	CF/CM64D	1.02	1.02	0.99
TM8X100C16MP11	CF/CM64D	1.02	1.02	0.99
TM8X100C20MP11	CF/CM64D	1.03	1.02	0.99
TM8X120C20MP11	CF/CM64D	1.03	1.02	0.99
TM8Y080C16MP11	CF/CM64D	1.02	1.02	0.99
TM8Y100C16MP11	CF/CM64D	1.02	1.02	0.99
TM8Y100C20MP11	CF/CM64D	1.03	1.02	0.99
TM8Y120C20MP11	CF/CM64D	1.03	1.02	0.99
TM9E100C20MP11	CF/CM64D	1.02	1.02	0.99

**FURNACE MULTIPLIERS - 5 TON (Continued)**

Furnaces	Coil	T.C.	S.C.	KW
TM9E120D20MP11	CF/CM64D	1.03	1.02	1.00
TM9V120D20MP11	CF/CM64D	1.02	1.01	0.98
TM9Y100C20MP11	CF/CM64D	1.02	1.02	0.99
TM9Y120D20MP11	CF/CM64D	1.03	1.02	1.00
TMLV100C20MP11	CF/CM64D	1.03	1.01	0.99
TMLV120C20MP11	CF/CM64D	1.03	1.01	0.99
TMLX080C16MP11	CF/CM64D	1.02	1.02	0.99
TMLX100C16MP11	CF/CM64D	1.02	1.02	0.99
TMLX100C20MP11	CF/CM64D	1.03	1.02	0.99
TMLX120C20MP11	CF/CM64D	1.03	1.02	0.99
TP9C120D20MP11	CF/CM64D	1.02	1.01	0.98
TPLC100C20MP11	CF/CM64D	1.03	1.01	0.99
TPLC120C20MP11	CF/CM64D	1.03	1.01	0.99
CP9C120D20MP11	CF/CM64D	1.02	1.01	0.98
CPLC100C20MP11	CF/CM64D	1.03	1.01	0.99
CPLC120C20MP11	CF/CM64D	1.03	1.01	0.99

**HEATING PERFORMANCE DATA**

CONDENSING UNIT MODEL NO		THE60B(3,4)1S								
AIR TEMP. ENTERING OUTDOOR UNIT (°F)	AIR TEMP. ENTERING INDOOR COIL (°F)	ID CFM								
		1600			1850			2100		
		MBH	COP	KW	MBH	COP	KW	MBH	COP	KW
60	60	70.3	4.89	4.21	71.2	5.14	4.06	72.2	5.39	3.91
	70	68.7	4.32	4.66	69.6	4.54	4.49	70.5	4.76	4.32
	80	67.1	3.85	5.11	68.0	4.06	4.91	68.8	4.26	4.71
47	60	60.5	4.46	3.97	61.3	4.66	3.86	62.2	4.85	3.75
	70	59.2	3.94	4.40	60.1	4.12	4.27	61.0	4.30	4.14
	80	57.9	3.52	4.82	58.8	3.68	4.68	59.8	3.85	4.54
40	60	55.1	4.19	3.85	55.8	4.34	3.76	56.5	4.50	3.67
	70	54.1	3.71	4.27	54.8	3.85	4.17	55.5	3.99	4.07
	80	53.1	3.32	4.69	53.9	3.45	4.58	54.6	3.57	4.47
30	60	48.0	3.79	3.71	48.2	3.88	3.64	48.4	3.97	3.57
	70	46.8	3.35	4.10	46.6	3.40	4.02	46.5	3.45	3.94
	80	45.6	2.98	4.49	45.1	3.01	4.39	44.5	3.04	4.29
17	60	40.2	3.33	3.54	40.8	3.39	3.52	41.3	3.46	3.50
	70	39.3	2.95	3.91	40.1	3.02	3.89	40.9	3.10	3.87
	80	38.5	2.64	4.27	39.5	2.72	4.26	40.5	2.79	4.25
10	60	35.9	3.06	3.44	36.3	3.10	3.43	36.74	3.15	3.42
	70	35.2	2.71	3.80	35.6	2.76	3.78	36.1	2.81	3.76
	80	34.4	2.42	4.16	34.9	2.48	4.13	35.4	2.53	4.10

**NOTE:** ALL CAPACITIES INCLUDE INDOOR FAN HEAT. KW VALUES ARE FOR THE SYSTEM (OUTDOOR + INDOOR).

Yellow shaded cells are AHRI High Heating conditions.

Orange shaded cells are AHRI Low Heating conditions.

**Multipliers for determining the performance with other indoor sections.**

**COIL MULTIPLIERS - 5 TON**

Air Handler	Coil	T.C.	S.C.	KW
AE60DX21	—	0.97	0.98	0.99
AVC60DX21	—	0.97	0.98	0.99
ME20DN21	CF/CM64D	0.97	0.98	0.99
MVC20DN21	CF/CM64D	0.97	0.99	0.98

**FURNACE MULTIPLIERS - 5 TON**

Furnaces	Coil	T.C.	S.C.	KW
TM8V100C20MP11	CF/CM64D	0.97	0.97	1.00
TM8V120C20MP11	CF/CM64D	0.97	0.97	1.00
TM8X080C16MP11	CF/CM64D	0.98	0.97	1.00
TM8X100C16MP11	CF/CM64D	0.98	0.97	1.00
TM8X100C20MP11	CF/CM64D	0.97	0.98	0.99
TM8X120C20MP11	CF/CM64D	0.97	0.98	0.99
TM8Y080C16MP11	CF/CM64D	0.98	0.97	1.00
TM8Y100C16MP11	CF/CM64D	0.98	0.97	1.00
TM8Y100C20MP11	CF/CM64D	0.97	0.98	0.99
TM8Y120C20MP11	CF/CM64D	0.97	0.98	0.99
TM9E100C20MP11	CF/CM64D	0.98	0.98	1.00
TM9E120D20MP11	CF/CM64D	0.98	0.98	0.99
TM9V120D20MP11	CF/CM64D	0.98	0.98	1.00
TM9Y100C20MP11	CF/CM64D	0.98	0.98	1.00
TM9Y120D20MP11	CF/CM64D	0.98	0.98	0.99
TMLV100C20MP11	CF/CM64D	0.97	0.97	1.00
TMLV120C20MP11	CF/CM64D	0.97	0.97	1.00
TMLX080C16MP11	CF/CM64D	0.98	0.97	1.00
TMLX100C16MP11	CF/CM64D	0.98	0.97	1.00
TMLX100C20MP11	CF/CM64D	0.97	0.98	0.99
TMLX120C20MP11	CF/CM64D	0.97	0.98	0.99
TP9C120D20MP11	CF/CM64D	0.98	0.98	1.00
TPLC100C20MP11	CF/CM64D	0.97	0.97	1.00
TPLC120C20MP11	CF/CM64D	0.97	0.97	1.00
CP9C120D20MP11	CF/CM64D	0.98	0.98	1.00
CPLC100C20MP11	CF/CM64D	0.97	0.97	1.00
CPLC120C20MP11	CF/CM64D	0.97	0.97	1.00

# NOTES