



HEATING &amp; AIR CONDITIONING

**TECHNICAL GUIDE****LX SERIES****SPLIT SYSTEM  
AIR CONDITIONERS****13 SEER – R-410A – 3 PHASE****2.5 THRU 5 NOMINAL TONS****MODELS: TCD30 THRU 60**

FOR INSTALLATION IN ALL US REGIONS AND CANADA



Due to continuous product improvement, specifications are subject to change without notice.

Visit us on the web at

[www.upgnet.com](http://www.upgnet.com) and [www.colemanac.com](http://www.colemanac.com)

Additional rating information can be found at

[www.ahridirectory.org](http://www.ahridirectory.org)

**WARRANTY SUMMARY\***

Standard 1-Year limited parts warranty.

Standard 5-Years limited compressor warranty.

\*Does not apply to R-22 models or internet sales.

See Limited Warranty certificate in User's Information Manual for details.

**DESCRIPTION**

The TCD product rounds out the successful LX category of residential split systems by adding an optimized 13 SEER three phase product family. The three phase TCD units are engineered as matched systems using Coleman indoor coils, furnaces and air handlers.

**FEATURES**

- **Small Footprint** - Minimum footprint for easier handling, transportation, and installation.
- **Easier Installation** - Independent panels provide quick access for unit setup. Installation time is reduced by easy power and control wiring access. Select indoor matches with factory-mounted TXVs are available for quicker system installation. The factory installed filter-drier and factory charge for a 15-Ft lineset means less time spent brazing and charging the system. The small base dimension and reduced unit clearances make for easier retrofits.
- **Accessible Information** - QR code on unit provides quick access to technical documents and warranty information.
- **Durable Finish** - The coated steel wire fan guard, coated external fasteners, and pre-treated G90-equivalent galvanized steel chassis components resist corrosion and rust creep. Champagne colored powdercoat paint further protects external panels.
- **Quality Coils** - The high efficiency microchannel aluminum coil is manufactured using an improved material system providing reliable performance and small unit size.
- **Rugged Coil Protection** - Coils are protected from mechanical damage by a proven stamped steel coil guard design.
- **Protected Compressor** - Compressors are protected internally by a high pressure relief valve and a temperature sensor, and externally by the system high pressure switch. The liquid line filter-drier is factory installed to protect the compressor against moisture and debris.
- **Reliable Operation** - Ball bearing fan motors provide superior performance in extreme temperatures.
- **Environmentally Friendly** - CFC-free R-410A refrigerant delivers environmentally friendly performance with zero ozone depletion.
- **Top Discharge** - Warm air is blown up, away from the structure and any landscaping and allows compact location on multi-unit applications.
- **Low Operating Sound Levels** - Developed using CFD and FEA tools, the sturdy cabinet and top design provides sound performance of 77 dBA or lower. Compatible accessories for further sound reduction are also available.
- **Better Service Access** - Diagonal base valves with open access for low-loss fittings, single panel access to the electrical controls, swing out control box for full corner access, and removable fan guard allow easy access for unit maintenance.
- **Agency Listed** - Safety certified by CSA to UL 1995 / CSA 22.2. Performance certified to ANSI/AHRI Standard 210/240 in accordance with the Unitary Small Equipment certification program.

**LIST OF SECTIONS**

<b>DESCRIPTION</b> .....	<b>1</b>
<b>FEATURES</b> .....	<b>1</b>
<b>NOMENCLATURE</b> .....	<b>2</b>
<b>PHYSICAL AND ELECTRICAL DATA</b> .....	<b>3</b>
<b>DIMENSIONS</b> .....	<b>3</b>
<b>SYSTEM CHARGE FOR VARIOUS MATCHED SYSTEMS</b> .....	<b>4</b>
<b>COOLING CAPACITY - With Air Handler Coils</b> .....	<b>5</b>
<b>COOLING CAPACITY - Upflow, Downflow &amp; Horizontal Furnaces and Coils (Coil Only Ratings)</b> .....	<b>12</b>
<b>COOLING CAPACITY - With High Efficiency Motor Furnaces</b> ..	<b>14</b>
<b>APPLICATIONS AND ACCESSORIES</b> .....	<b>66</b>
<b>SOUND POWER RATINGS</b> .....	<b>66</b>
<b>MECHANICAL SPECIFICATIONS</b> .....	<b>67</b>
<b>TYPICAL INSTALLATION</b> .....	<b>68</b>
<b>TYPICAL FIELD WIRING</b> .....	<b>69</b>
<b>ALTERNATIVE INSTALLATION CLEARANCES</b> .....	<b>69</b>
<b>PERFORMANCE DATA - 2.5 TON 230 Volt</b> .....	<b>70</b>
<b>PERFORMANCE DATA - 2.5 TON 460 Volt</b> .....	<b>74</b>
<b>PERFORMANCE DATA - 3 TON 230 Volt</b> .....	<b>78</b>
<b>PERFORMANCE DATA - 3 TON 460 Volt</b> .....	<b>82</b>
<b>PERFORMANCE DATA - 3 TON 575 Volt</b> .....	<b>86</b>
<b>PERFORMANCE DATA - 3.5 TON 230 Volt</b> .....	<b>90</b>
<b>PERFORMANCE DATA - 3.5 TON 460 Volt</b> .....	<b>94</b>
<b>PERFORMANCE DATA - 4 TON 230 Volt</b> .....	<b>98</b>
<b>PERFORMANCE DATA - 4 TON 460 Volt</b> .....	<b>102</b>
<b>PERFORMANCE DATA - 4 TON 575 Volt</b> .....	<b>106</b>
<b>PERFORMANCE DATA - 5 TON 230 Volt</b> .....	<b>110</b>
<b>PERFORMANCE DATA - 5 TON 460 Volt</b> .....	<b>112</b>
<b>PERFORMANCE DATA - 5 TON 575 Volt</b> .....	<b>114</b>

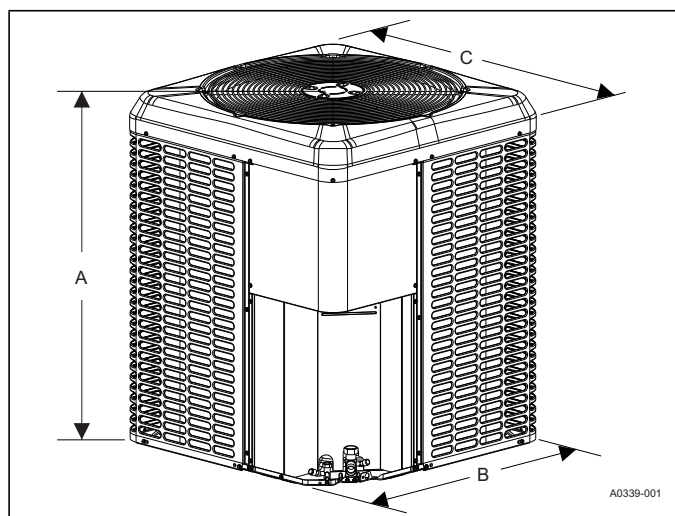
**NOMENCLATURE**

<b>BRAND</b>	<b>T</b>	<b>T = Factory Branded</b>
<b>PRODUCT TYPE</b>	<b>C</b>	<b>C = Air Conditioner</b>
<b>NOMINAL SERIES EFFICIENCY AND STAGING</b>	<b>D</b>	<b>D = 13 SEER / 1-Stage (US Northern Region)</b>
<b>NOMINAL UNIT CAPACITY (MBH)</b>	<b>36</b>	<b>30 = 2.5 Ton      48 = 4 Ton 36 = 3 Ton      60 = 5 Ton 42 = 3.5 Ton</b>
<b>REFRIGERANT</b>	<b>B</b>	<b>B = R-410A</b>
<b>VOLTAGE (Voltage-Phase-Hertz)</b>	<b>3</b>	<b>3 = 208/230-3-60 4 = 460-3-60 5 = 575-3-60</b>
<b>GENERATION (MAJOR REVISION)</b>	<b>1</b>	<b>1 = 1st Gen 2 = 2nd Gen etc</b>
<b>FACTORY OPTION</b>	<b>S</b>	<b>S = Standard (No Options)</b>
<b>STYLE LETTER (MINOR REVISION) NOT USED FOR ORDERING</b>	<b>A</b>	<b>A = Style A B = Style B etc</b>

## PHYSICAL AND ELECTRICAL DATA

MODEL		TCD30 B31S	TCD36 B31S	TCD42 B31S	TCD48 B31S	TCD60 B31S	TCD30 B41S	TCD36 B41S	TCD42 B41S	TCD48 B41S	TCD60 B41S	TCD36 B51S	TCD48 B51S	TCD60 B51S
Unit Supply Voltage		208-230V, 3 $\phi$ , 60Hz					460V, 3 $\phi$ , 60Hz					575V, 3 $\phi$ , 60Hz		
Normal Voltage Range <sup>1</sup>		187 to 252					432 to 504					540 to 630		
Minimum Circuit Ampacity		11.5	12.1	16.1	18.4	21.2	5.8	6.3	7.1	8.4	10.3	5.4	6.6	7.7
Max. Overcurrent Device Amps <sup>2</sup>		20	20	25	30	35	15	15	15	15	15	15	15	15
Min. Overcurrent Device Amps <sup>3</sup>		15	15	20	20	25	15	15	15	15	15	15	15	15
Compressor	Type	Recip	Recip	Recip	Scroll	Scroll	Recip	Recip	Recip	Scroll	Scroll	Recip	Scroll	Scroll
	Rated Load	8.6	8.6	11.8	13.7	15.9	4.3	4.5	5.2	6.2	7.7	3.8	4.8	5.7
	Locked Rotor	63.0	68.0	88.0	83.1	110.0	30.0	34.0	44.0	41.0	52.0	28.0	33.0	38.9
Crankcase Heater		No	No	No	No	No	No	No	No	No	No	No	No	No
Factory External Discharge Muffler		No	No	Yes	No	No	No	No	Yes	No	No	No	No	No
Fan Diameter Inches		22	22	24	24	26	22	22	24	24	26	22	24	26
Fan Motor	Rated HP	1/8	1/4	1/4	1/4	1/4	1/8	1/4	1/4	1/4	1/4	1/4	1/4	1/4
	Rated Load Amps	0.80	1.30	1.30	1.30	1.30	0.40	0.65	0.65	0.65	0.65	0.58	0.58	0.58
	Nominal RPM	1075	850	850	850	850	1075	850	850	850	850	850	850	850
	Nominal CFM	2950	3275	3500	3500	4300	2850	3200	3650	3650	4075	3300	3550	4125
Coil	Face Area Sq. Ft.	13.83	17.37	18.74	18.74	23.40	13.83	17.37	18.74	18.74	23.40	17.37	18.74	23.40
	Rows Deep	1	1	1	1	1	1	1	1	1	1	1	1	1
	Fins / Inch	23	23	23	23	23	23	23	23	23	23	23	23	23
Liquid Line Set OD (Field Installed)		3/8	3/8	3/8	3/8	3/8	3/8	3/8	3/8	3/8	3/8	3/8	3/8	3/8
Vapor Line Set OD (Field Installed) <sup>4</sup>		3/4	3/4	7/8	7/8	1-1/8 <sup>‡</sup>	3/4	3/4	7/8	7/8	1-1/8 <sup>‡</sup>	3/4	7/8	1-1/8 <sup>‡</sup>
Unit Charge (Lbs. - Oz.) <sup>5</sup>		4 - 3	4 - 14	5 - 2	4 - 15	5 - 12	4 - 3	4 - 14	5 - 2	4 - 15	5 - 12	4 - 14	4 - 15	5 - 12
Charge Per Foot, Oz.		0.62	0.62	0.67	0.67	0.75	0.62	0.62	0.67	0.67	0.75	0.62	0.67	0.75
Operating Weight Lbs.		155	180	215	200	205	155	180	215	200	205	180	200	205

1. Rated in accordance with AHRI Standard 110-2012, utilization range "A".
2. Dual element fuses or HACR circuit breaker. Maximum allowable overcurrent protection.
3. Dual element fuses or HACR circuit breaker. Minimum recommended overcurrent protection.
4. For applications with non-standard vapor line sizes, see the "Applications & Accessories" section of this Technical Guide.
5. The Unit Charge is correct for the outdoor unit, smallest matched indoor unit, and 15 feet of refrigerant tubing. For tubing lengths other than 15 feet, add or subtract the amount of refrigerant, using the difference in actual lineset length (not the equivalent length) multiplied by the per foot value.



## DIMENSIONS

Unit Model	Dimensions (Inches)			Refrigerant Connection Service Valve Size	
	A	B	C	Liquid	Vapor
TCD30B(3,4)1S	30	29-1/4	29-1/4	3/8	3/4
TCD36B(3,4,5)1S	36-1/4	29-1/4	29-1/4		7/8
TCD42B(3,4)1S	33-1/4	35-1/4	31-3/4		
TCD48B(3,4,5)1S	33-1/4	35-1/4	31-3/4		7/8 <sup>‡</sup>
TCD60B(3,4,5)1S	36-1/4	38	34-1/4		

<sup>‡</sup> Adapter fitting must be field installed for the required 1-1/8" line set.

All dimensions are in inches and are subject to change without notice.

Overall height is from bottom of base pan to top of fan guard.

Overall length and width include screw heads.

**SYSTEM CHARGE FOR VARIOUS MATCHED SYSTEMS**

Outdoor Unit	TCD30B(3,4)1S	TCD36B(3,4,5)1S	TCD42B(3,4)1S	TCD48B(3,4,5)1S	TCD60B(3,4,5)1S
Required TXV <sup>1,2</sup>	BB1	BC1	BC1	BC1	BD1
Indoor Unit <sup>3,4,5</sup>	Additional Charge, oz				
AP18B	—	—	—	—	—
AP24B	—	—	—	—	—
AP30B	2	—	—	—	—
AP36B	2	0	—	—	—
AP36C	2	2	—	—	—
AP42C	2	2	0	—	—
AP48(C,D)	—	5	2	0	—
AP60(C,D)	—	—	9	2	0
AE18B	—	—	—	—	—
AE24B	—	—	—	—	—
AE30B	0	—	—	—	—
AE36(B,C)	2	0	—	—	—
AE42C	—	5	2	—	—
AE48(C,D)	—	5	2	0	—
AE60C	—	—	9	2	0
AE60D	—	—	29	22	20
AVC18B	—	—	—	—	—
AVC24B	—	—	—	—	—
AVC30B	0	—	—	—	—
AVC36(B,C)	2	0	—	—	—
AVC42C	—	5	2	—	—
AVC48(C,D)	—	5	2	0	—
AVC60C	—	—	9	2	0
AVC60D	—	—	29	22	20
CF/CM/CU18(A,B)	—	—	—	—	—
CF/CM/CU24(A,B)	—	—	—	—	—
CF/CM/CU30(A,B,C)	0	—	—	—	—
CF/CM/CU36(A,B,C,D)	2	0	—	—	—
CF/CM/CU42(B,C,D)	2	2	0	—	—
CF/CM/CU48(C,D)	—	5	2	0	—
CF/CM/CU60(C,D)	—	—	9	2	0
CF/CM64D	—	—	29	22	20

Some of the combinations shown in the above System Charge table require Advanced Main Air Circulating Fan indoor product. For approved coil only matches, please see the "COOLING CAPACITY - Upflow, Downflow & Horizontal Furnaces and Coils" table.

**FOOTNOTES:**

- For applications requiring a TXV, use S1-1TVM\*\*\* series kit.
- A TXV kit must be used with these indoor units to obtain system performance.
- Systems matched with furnaces or air handlers not equipped with blower-off delays may require blower Time Delay Kit S1-2FD06700224.
- CF coils cannot be used in horizontal applications.
- Charge adders shown above do not indicate that coils are rated for every application. Refer to Performance Data Tables for actual performance for specified system matches. Obtain certified system ratings from [www.ahridirectory.org](http://www.ahridirectory.org).

**CHARGING PROCEDURES:**

- Check the Factory Unit Charge listed on the unit nameplate to verify the refrigerant charge for the outdoor unit, the smallest matched indoor unit, and the 15 feet of interconnecting lineset.
- Verify the indoor metering device and additional charge required for the specific matched indoor unit in the system using the above table.
- Add additional charge for the amount of interconnecting lineset tubing greater than 15 feet at the rate specified in Physical and Electrical Data Table.
- For installations requiring additional charge, weigh in refrigerant for the specific matching indoor unit and actual lineset length.
- Once the charge adders for matched indoor unit and for lineset have been weighed in, verify the system operation against the temperatures and pressures in the Charging Chart for the outdoor unit. Locate Charging Charts on the outdoor unit and also in the Service Data Application Guide on [www.upgnet.com](http://www.upgnet.com). Follow the Subcool or Superheat charging procedure in the Installation Manual according to the type of indoor metering device in the system, and allow ten minutes after each charge adjustment for the system operation to stabilize. Record the charge adjustment made to match the Charging Chart.
- Permanently stamp the unit nameplate with the TOTAL SYSTEM CHARGE defined as follows: TOTAL SYSTEM CHARGE = Base Charge (as shipped) + charge adder for matched indoor unit + charge adder for actual lineset length + charge adjustments to match the Charging Chart.

**COOLING CAPACITY - With Air Handler Coils**

UNIT MODEL	AIR HANDLER		COIL MODEL <sup>1</sup>	COOLING				
	MODEL	WIDTH		RATED CFM	NET MBH		SEER	EER
					TOTAL	SENS.		
TCD30B31	AE30BX21	17.5	—	1000	30.0	21.6	15.00	12.25
TCD30B31	AE36BX21	17.5	—	975	30.0	21.2	15.25	12.25
TCD30B31	AE36CX21	21.0	—	1000	30.0	21.4	15.75	12.50
TCD30B31	AP30BX21	17.5	—	1000	29.8	21.2	14.25	11.50
TCD30B31	AP36BX21	17.5	—	1000	30.0	21.2	14.00	11.50
TCD30B31	AP36CX21	21.0	—	1000	30.0	21.2	14.00	11.50
TCD30B31	AP42CX21	21.0	—	1100	30.0	22.0	14.00	11.50
TCD30B31	AVC30BX21	17.5	—	975	30.0	21.2	15.00	12.00
TCD30B31	AVC36BX21	17.5	—	975	30.0	21.4	15.75	12.50
TCD30B31	AVC36CX21	21.0	—	975	30.0	21.4	16.00	12.75
TCD30B31	ME08BN21	17.5	CF/CM30B	900	29.8	20.6	15.25	12.25
TCD30B31	ME08BN21	17.5	CF/CM36B	900	29.6	20.2	15.50	12.50
TCD30B31	ME08BN21	17.5	CF42B	875	29.6	20.2	15.25	12.50
TCD30B31	ME12BN21	17.5	CF/CM30B	825	29.6	19.7	15.25	12.25
TCD30B31	ME12BN21	17.5	CF/CM36B	1025	29.6	21.2	15.50	12.50
TCD30B31	ME12BN21	17.5	CF42B	975	29.8	21.0	15.25	12.25
TCD30B31	ME14DN21	24.5	CF/CM30D	1050	30.0	22.0	15.75	12.50
TCD30B31	ME14DN21	24.5	CF/CM36D	1025	30.0	21.6	15.75	12.50
TCD30B31	ME14DN21	24.5	CF/CM42D	1000	30.0	21.0	15.75	12.50
TCD30B31	ME16CN21	21.0	CF/CM30C	1075	30.0	21.8	15.00	12.25
TCD30B31	ME16CN21	21.0	CF/CM36C	1100	30.0	22.2	15.25	12.25
TCD30B31	ME16CN21	21.0	CF/CM42C	1000	30.0	21.2	14.75	12.00
TCD30B31	MVC08BN21	17.5	CF42B	825	29.8	19.7	15.00	12.25
TCD30B31	MVC12BN21	17.5	CF/CM30B	850	29.6	19.6	15.00	12.25
TCD30B31	MVC12BN21	17.5	CF/CM36B	1000	30.0	21.2	15.00	12.25
TCD30B31	MVC12BN21	17.5	CF42B	975	30.0	21.2	15.25	12.25
TCD30B31	MVC14DN21	24.5	CF/CM30D	925	30.0	21.0	15.75	12.50
TCD30B31	MVC14DN21	24.5	CF/CM36D	975	30.0	21.0	15.75	12.50
TCD30B31	MVC14DN21	24.5	CF/CM42D	1000	30.0	21.0	16.00	13.00
TCD30B31	MVC16CN21	21.0	CF/CM30C	925	30.0	20.8	15.75	12.50
TCD30B31	MVC16CN21	21.0	CF/CM36C	1025	30.0	21.4	15.75	12.50
TCD30B31	MVC16CN21	21.0	CF/CM42C	900	30.0	20.6	15.75	12.50
TCD30B31	MVC20DN21	24.5	CF/CM36D	1120	30.0	22.4	15.75	12.50
TCD30B31	MVC20DN21	24.5	CF/CM42D	1100	30.0	22.0	15.50	12.50
TCD30B41	AE30BX21	17.5	—	1000	30.0	21.6	15.00	12.25
TCD30B41	AE36BX21	17.5	—	975	30.0	21.4	15.25	12.25
TCD30B41	AE36CX21	21.0	—	1000	30.0	21.2	15.75	12.50
TCD30B41	AP30BX21	17.5	—	1000	29.8	21.2	14.25	11.50
TCD30B41	AP36BX21	17.5	—	1000	30.0	21.2	14.00	11.50
TCD30B41	AP36CX21	21.0	—	1000	30.0	21.2	14.00	11.50
TCD30B41	AP42CX21	21.0	—	1100	30.0	22.0	14.00	11.50
TCD30B41	AVC30BX21	17.5	—	975	30.0	21.2	15.00	12.00
TCD30B41	AVC36BX21	17.5	—	975	30.0	21.4	15.75	12.50
TCD30B41	AVC36CX21	21.0	—	975	30.0	21.4	16.00	12.75
TCD30B41	ME08BN21	17.5	CF/CM30B	900	29.8	20.6	15.25	12.25
TCD30B41	ME08BN21	17.5	CF/CM36B	900	29.6	20.4	15.50	12.50
TCD30B41	ME08BN21	17.5	CF42B	875	29.6	20.0	15.25	12.50
TCD30B41	ME12BN21	17.5	CF/CM30B	825	29.6	19.7	15.25	12.25
TCD30B41	ME12BN21	17.5	CF/CM36B	1025	29.6	21.4	15.50	12.50
TCD30B41	ME12BN21	17.5	CF42B	975	29.8	21.0	15.25	12.25
TCD30B41	ME14DN21	24.5	CF/CM30D	1050	30.0	21.8	15.75	12.50
TCD30B41	ME14DN21	24.5	CF/CM36D	1025	30.0	21.6	15.75	12.50
TCD30B41	ME14DN21	24.5	CF/CM42D	1000	30.0	21.2	15.75	12.50

Continued on next page.

**COOLING CAPACITY - With Air Handler Coils (Continued)**

UNIT MODEL	AIR HANDLER		COIL MODEL <sup>1</sup>	COOLING				
	MODEL	WIDTH		RATED CFM	NET MBH		SEER	EER
					TOTAL	SENS.		
TCD30B41	ME16CN21	21.0	CF/CM30C	1075	30.0	21.8	15.00	12.25
TCD30B41	ME16CN21	21.0	CF/CM36C	1100	30.0	22.2	15.25	12.25
TCD30B41	ME16CN21	21.0	CF/CM42C	1000	30.0	21.2	14.75	12.00
TCD30B41	MVC08BN21	17.5	CF42B	825	29.6	19.9	15.00	12.25
TCD30B41	MVC12BN21	17.5	CF/CM30B	850	29.4	19.6	15.00	12.25
TCD30B41	MVC12BN21	17.5	CF/CM36B	1000	30.0	21.4	15.00	12.25
TCD30B41	MVC12BN21	17.5	CF42B	975	30.0	21.4	15.25	12.25
TCD30B41	MVC14DN21	24.5	CF/CM30D	925	30.0	20.8	15.75	12.50
TCD30B41	MVC14DN21	24.5	CF/CM36D	975	30.0	21.0	15.75	12.50
TCD30B41	MVC14DN21	24.5	CF/CM42D	1000	30.0	21.2	16.00	13.00
TCD30B41	MVC16CN21	21.0	CF/CM30C	925	30.0	20.8	15.75	12.50
TCD30B41	MVC16CN21	21.0	CF/CM36C	1025	30.0	21.4	15.75	12.50
TCD30B41	MVC16CN21	21.0	CF/CM42C	900	30.0	20.8	15.75	12.50
TCD30B41	MVC20DN21	24.5	CF/CM36D	1120	30.0	22.4	15.75	12.50
TCD30B41	MVC20DN21	24.5	CF/CM42D	1100	30.0	22.0	15.50	12.50
TCD36B31	AE36BX21	17.5	—	1000	34.4	23.2	14.75	12.25
TCD36B31	AE36CX21	21.0	—	1225	35.8	25.8	15.25	12.75
TCD36B31	AE42CX21	21.0	—	1200	35.8	25.6	15.25	12.50
TCD36B31	AE48CX21	21.0	—	1250	36.0	26.2	15.50	12.75
TCD36B31	AE48DX21	24.5	—	1225	36.0	26.0	15.50	12.75
TCD36B31	AP36BX21	17.5	—	1000	34.0	22.6	13.75	11.75
TCD36B31	AP36CX21	21.0	—	1225	35.0	25.2	14.00	11.75
TCD36B31	AP42CX21	21.0	—	1225	35.0	25.4	13.75	11.50
TCD36B31	AP48CX21	21.0	—	1200	35.2	25.0	14.00	11.75
TCD36B31	AP48DX21	24.5	—	1325	35.6	26.4	14.00	11.75
TCD36B31	AVC36BX21	17.5	—	1025	34.6	23.4	14.75	12.25
TCD36B31	AVC36CX21	21.0	—	1125	35.4	25.0	15.25	12.75
TCD36B31	AVC42CX21	21.0	—	1100	35.6	25.0	15.50	12.75
TCD36B31	AVC48CX21	21.0	—	1075	35.2	24.2	15.50	12.75
TCD36B31	AVC48DX21	24.5	—	1350	36.0	27.0	15.75	12.75
TCD36B31	ME12BN21	17.5	CF/CM36B	1025	34.6	23.4	14.75	12.25
TCD36B31	ME12BN21	17.5	CF42B	975	34.6	23.2	14.75	12.25
TCD36B31	ME14DN21	24.5	CF/CM36D	1250	36.0	26.2	15.50	12.50
TCD36B31	ME14DN21	24.5	CF/CM42D	1225	36.0	26.2	15.50	12.75
TCD36B31	ME14DN21	24.5	CF/CM48D	1200	36.0	25.6	15.50	12.75
TCD36B31	ME16CN21	21.0	CF/CM36C	1225	35.8	25.8	15.50	12.75
TCD36B31	ME16CN21	21.0	CF/CM42C	1225	35.8	26.0	15.50	12.75
TCD36B31	ME16CN21	21.0	CF/CM48C	1225	36.0	26.0	15.50	12.75
TCD36B31	ME20DN21	24.5	CF/CM36D	1325	35.6	26.4	14.50	12.00
TCD36B31	ME20DN21	24.5	CF/CM42D	1325	35.8	26.6	14.50	12.00
TCD36B31	ME20DN21	24.5	CF/CM48D	1325	36.0	26.8	14.75	12.25
TCD36B31	MVC08BN21	17.5	CF42B	975	34.4	23.0	14.50	12.25
TCD36B31	MVC12BN21	17.5	CF/CM36B	1025	34.4	23.2	14.50	12.25
TCD36B31	MVC12BN21	17.5	CF42B	975	34.4	23.0	14.50	12.25
TCD36B31	MVC14DN21	24.5	CF/CM36D	975	34.4	22.8	15.25	12.75
TCD36B31	MVC14DN21	24.5	CF/CM42D	1275	36.0	26.4	15.50	12.75
TCD36B31	MVC14DN21	24.5	CF/CM48D	1150	35.6	25.0	15.50	12.75
TCD36B31	MVC16CN21	21.0	CF/CM36C	1100	35.0	24.2	15.25	12.75
TCD36B31	MVC16CN21	21.0	CF/CM42C	1250	36.0	26.4	15.50	12.75
TCD36B31	MVC16CN21	21.0	CF/CM48C	1200	36.0	25.6	15.50	12.75
TCD36B31	MVC20DN21	24.5	CF/CM36D	1120	35.2	24.4	15.50	12.75
TCD36B31	MVC20DN21	24.5	CF/CM42D	1200	35.6	25.8	15.00	12.50
TCD36B31	MVC20DN21	24.5	CF/CM48D	1200	36.0	25.6	15.50	12.75

Continued on next page.



**COOLING CAPACITY - With Air Handler Coils (Continued)**

UNIT MODEL	AIR HANDLER		COIL MODEL <sup>1</sup>	COOLING				
	MODEL	WIDTH		RATED CFM	NET MBH		SEER	EER
					TOTAL	SENS.		
TCD36B41	AE36BX21	17.5	—	1000	34.4	22.8	14.75	12.25
TCD36B41	AE36CX21	21.0	—	1225	35.8	25.8	15.25	12.75
TCD36B41	AE42CX21	21.0	—	1200	35.8	25.4	15.25	12.50
TCD36B41	AE48CX21	21.0	—	1250	36.0	26.0	15.50	12.75
TCD36B41	AE48DX21	24.5	—	1225	36.0	25.8	15.50	12.75
TCD36B41	AP36BX21	17.5	—	1000	34.0	22.6	13.75	11.75
TCD36B41	AP36CX21	21.0	—	1225	35.0	25.0	14.00	11.75
TCD36B41	AP42CX21	21.0	—	1225	35.0	25.0	13.75	11.50
TCD36B41	AP48CX21	21.0	—	1200	35.2	25.0	14.00	11.75
TCD36B41	AP48DX21	24.5	—	1325	35.6	26.2	14.00	11.75
TCD36B41	AVC36BX21	17.5	—	1025	34.6	23.4	14.75	12.25
TCD36B41	AVC36CX21	21.0	—	1125	35.4	25.0	15.25	12.75
TCD36B41	AVC42CX21	21.0	—	1100	35.6	25.0	15.50	12.75
TCD36B41	AVC48CX21	21.0	—	1075	35.2	24.0	15.50	12.75
TCD36B41	AVC48DX21	24.5	—	1350	36.0	27.0	15.75	12.75
TCD36B41	ME12BN21	17.5	CF/CM36B	1025	34.6	23.4	14.75	12.25
TCD36B41	ME12BN21	17.5	CF42B	975	34.4	23.2	14.75	12.25
TCD36B41	ME14DN21	24.5	CF/CM36D	1250	36.0	26.2	15.50	12.50
TCD36B41	ME14DN21	24.5	CF/CM42D	1225	36.0	26.0	15.50	12.75
TCD36B41	ME14DN21	24.5	CF/CM48D	1200	36.0	25.8	15.50	12.75
TCD36B41	ME16CN21	21.0	CF/CM36C	1225	35.8	25.8	15.50	12.75
TCD36B41	ME16CN21	21.0	CF/CM42C	1225	35.8	25.8	15.50	12.75
TCD36B41	ME16CN21	21.0	CF/CM48C	1225	36.0	25.8	15.50	12.75
TCD36B41	ME20DN21	24.5	CF/CM36D	1325	35.6	26.4	14.50	12.00
TCD36B41	ME20DN21	24.5	CF/CM42D	1325	35.8	26.6	14.50	12.00
TCD36B41	ME20DN21	24.5	CF/CM48D	1325	36.0	26.6	14.75	12.25
TCD36B41	MVC08BN21	17.5	CF42B	975	34.4	23.2	14.50	12.25
TCD36B41	MVC12BN21	17.5	CF/CM36B	1025	34.4	23.2	14.50	12.25
TCD36B41	MVC12BN21	17.5	CF42B	975	34.4	23.2	14.50	12.25
TCD36B41	MVC14DN21	24.5	CF/CM36D	975	34.4	22.8	15.25	12.75
TCD36B41	MVC14DN21	24.5	CF/CM42D	1275	36.0	26.4	15.50	12.75
TCD36B41	MVC14DN21	24.5	CF/CM48D	1150	35.6	25.0	15.50	12.75
TCD36B41	MVC16CN21	21.0	CF/CM36C	1100	35.0	24.2	15.25	12.75
TCD36B41	MVC16CN21	21.0	CF/CM42C	1250	36.0	26.4	15.50	12.75
TCD36B41	MVC16CN21	21.0	CF/CM48C	1200	36.0	25.6	15.50	12.75
TCD36B41	MVC20DN21	24.5	CF/CM36D	1120	35.2	24.4	15.50	12.75
TCD36B41	MVC20DN21	24.5	CF/CM42D	1200	35.6	25.6	15.25	12.50
TCD36B41	MVC20DN21	24.5	CF/CM48D	1200	36.0	25.6	15.50	12.75
TCD36B51	AE36BX21	17.5	—	1000	34.4	23.0	14.75	12.25
TCD36B51	AE36CX21	21.0	—	1225	35.6	25.6	15.25	12.75
TCD36B51	AE42CX21	21.0	—	1200	35.8	25.6	15.25	12.50
TCD36B51	AE48CX21	21.0	—	1250	36.0	26.0	15.50	12.75
TCD36B51	AE48DX21	24.5	—	1225	36.0	25.8	15.50	12.75
TCD36B51	AP36BX21	17.5	—	1000	34.0	22.6	13.75	11.75
TCD36B51	AP36CX21	21.0	—	1225	35.0	25.2	14.00	11.75
TCD36B51	AP42CX21	21.0	—	1225	35.0	25.2	13.75	11.50
TCD36B51	AP48CX21	21.0	—	1200	35.2	25.0	14.00	11.75
TCD36B51	AP48DX21	24.5	—	1325	35.6	26.4	14.00	11.75
TCD36B51	AVC36BX21	17.5	—	1025	34.6	23.4	14.75	12.25
TCD36B51	AVC36CX21	21.0	—	1125	35.4	25.0	15.25	12.75
TCD36B51	AVC42CX21	21.0	—	1100	35.6	25.0	15.50	12.75
TCD36B51	AVC48CX21	21.0	—	1075	35.2	24.2	15.50	12.75
TCD36B51	AVC48DX21	24.5	—	1350	36.0	27.0	15.75	12.75

Continued on next page.

**COOLING CAPACITY - With Air Handler Coils (Continued)**

UNIT MODEL	AIR HANDLER		COIL MODEL <sup>1</sup>	COOLING				
	MODEL	WIDTH		RATED CFM	NET MBH		SEER	EER
					TOTAL	SENS.		
TCD36B51	ME12BN21	17.5	CF/CM36B	1025	34.6	23.4	14.75	12.25
TCD36B51	ME12BN21	17.5	CF42B	975	34.4	23.0	14.75	12.25
TCD36B51	ME14DN21	24.5	CF/CM36D	1250	36.0	26.0	15.50	12.50
TCD36B51	ME14DN21	24.5	CF/CM42D	1225	35.8	26.0	15.50	12.75
TCD36B51	ME14DN21	24.5	CF/CM48D	1200	36.0	25.8	15.50	12.75
TCD36B51	ME16CN21	21.0	CF/CM36C	1225	35.8	25.6	15.50	12.75
TCD36B51	ME16CN21	21.0	CF/CM42C	1225	35.8	26.0	15.50	12.75
TCD36B51	ME16CN21	21.0	CF/CM48C	1225	36.0	26.0	15.50	12.75
TCD36B51	ME20DN21	24.5	CF/CM36D	1325	35.6	26.4	14.50	12.00
TCD36B51	ME20DN21	24.5	CF/CM42D	1325	35.8	26.6	14.50	12.00
TCD36B51	ME20DN21	24.5	CF/CM48D	1325	36.0	26.8	14.75	12.25
TCD36B51	MVC08BN21	17.5	CF42B	975	34.2	23.0	14.50	12.25
TCD36B51	MVC12BN21	17.5	CF/CM36B	1025	34.4	23.2	14.50	12.25
TCD36B51	MVC12BN21	17.5	CF42B	975	34.2	23.0	14.50	12.25
TCD36B51	MVC14DN21	24.5	CF/CM36D	975	34.4	22.8	15.25	12.75
TCD36B51	MVC14DN21	24.5	CF/CM42D	1275	36.0	26.4	15.50	12.75
TCD36B51	MVC14DN21	24.5	CF/CM48D	1150	35.6	25.0	15.50	12.75
TCD36B51	MVC16CN21	21.0	CF/CM36C	1100	35.0	24.2	15.25	12.75
TCD36B51	MVC16CN21	21.0	CF/CM42C	1250	36.0	26.2	15.50	12.75
TCD36B51	MVC16CN21	21.0	CF/CM48C	1200	36.0	25.6	15.50	12.75
TCD36B51	MVC20DN21	24.5	CF/CM36D	1120	35.2	24.4	15.50	12.75
TCD36B51	MVC20DN21	24.5	CF/CM42D	1200	35.4	25.6	15.25	12.50
TCD36B51	MVC20DN21	24.5	CF/CM48D	1200	36.0	25.6	15.50	12.75
TCD42B31	AE42CX21	21.0	—	1375	41.5	30.8	14.50	12.00
TCD42B31	AE48CX21	21.0	—	1225	41.0	29.0	15.00	12.50
TCD42B31	AE48DX21	24.5	—	1225	41.0	29.2	15.25	12.50
TCD42B31	AE60CX21	21.0	—	1425	42.0	32.2	14.75	12.25
TCD42B31	AP42CX21	21.0	—	1225	40.0	28.4	13.75	11.25
TCD42B31	AP48CX21	21.0	—	1300	40.5	29.4	13.75	11.50
TCD42B31	AP48DX21	24.5	—	1350	41.0	30.0	13.75	11.50
TCD42B31	AP60CX21	21.0	—	1400	41.0	30.6	13.75	11.00
TCD42B31	AP60DX21	24.5	—	1400	41.0	30.6	13.75	11.00
TCD42B31	AVC42CX21	21.0	—	1275	41.0	29.6	14.50	12.00
TCD42B31	AVC48CX21	21.0	—	1225	41.0	29.0	14.75	12.25
TCD42B31	AVC48DX21	24.5	—	1300	41.5	30.0	15.25	12.50
TCD42B31	AVC60CX21	21.0	—	1275	41.5	30.0	15.00	12.25
TCD42B31	ME14DN21	24.5	CF/CM42D	1400	41.5	31.2	14.75	12.25
TCD42B31	ME14DN21	24.5	CF/CM48D	1400	41.5	30.8	14.75	12.25
TCD42B31	ME14DN21	24.5	CF/CM60D	1225	41.0	29.6	15.25	12.50
TCD42B31	ME14DN21	24.5	CF/CM64D	1375	42.0	31.2	15.25	12.50
TCD42B31	ME16CN21	21.0	CF/CM42C	1400	41.5	31.2	14.50	12.00
TCD42B31	ME16CN21	21.0	CF/CM48C	1225	41.0	29.2	15.00	12.50
TCD42B31	ME16CN21	21.0	CF/CM60C	1225	41.0	29.6	15.25	12.50
TCD42B31	ME20DN21	24.5	CF/CM42D	1450	42.0	31.8	14.75	12.25
TCD42B31	ME20DN21	24.5	CF/CM48D	1475	42.0	32.2	15.00	12.50
TCD42B31	ME20DN21	24.5	CF/CM60D	1425	42.0	31.8	15.00	12.50
TCD42B31	ME20DN21	24.5	CF/CM64D	1400	42.0	31.6	15.25	12.50
TCD42B31	MVC12BN21	17.5	CF42B	1175	40.0	27.6	13.75	11.50
TCD42B31	MVC14DN21	24.5	CF/CM42D	1375	41.5	31.0	14.75	12.25
TCD42B31	MVC14DN21	24.5	CF/CM48D	1325	41.5	30.4	15.00	12.50
TCD42B31	MVC14DN21	24.5	CF/CM60D	1225	41.0	29.4	15.00	12.25
TCD42B31	MVC14DN21	24.5	CF/CM64D	1325	42.0	30.6	15.25	12.50
TCD42B31	MVC16CN21	21.0	CF/CM42C	1250	40.5	29.4	14.75	12.25

Continued on next page.



**COOLING CAPACITY - With Air Handler Coils (Continued)**

UNIT MODEL	AIR HANDLER		COIL MODEL <sup>1</sup>	COOLING				
	MODEL	WIDTH		RATED CFM	NET MBH		SEER	EER
					TOTAL	SENS.		
TCD42B31	MVC16CN21	21.0	CF/CM48C	1275	41.0	29.8	15.00	12.25
TCD42B31	MVC20DN21	24.5	CF/CM42D	1225	40.5	29.2	14.50	12.00
TCD42B31	MVC20DN21	24.5	CF/CM48D	1300	41.5	30.0	15.00	12.25
TCD42B31	MVC20DN21	24.5	CF/CM60D	1250	41.0	29.4	15.50	12.50
TCD42B31	MVC20DN21	24.5	CF/CM64D	1250	42.0	30.0	15.25	12.50
TCD42B41	AE42CX21	21.0	—	1375	41.5	31.2	14.50	12.00
TCD42B41	AE48CX21	21.0	—	1225	41.0	29.2	15.00	12.50
TCD42B41	AE48DX21	24.5	—	1225	41.0	29.2	15.25	12.50
TCD42B41	AE60CX21	21.0	—	1425	42.0	31.6	14.75	12.25
TCD42B41	AE60DX21	24.5	—	1400	42.0	31.4	15.50	12.50
TCD42B41	AP42CX21	21.0	—	1225	40.0	28.4	13.50	11.25
TCD42B41	AP48CX21	21.0	—	1300	40.5	29.4	13.75	11.50
TCD42B41	AP48DX21	24.5	—	1350	41.0	30.0	13.75	11.50
TCD42B41	AP60CX21	21.0	—	1400	41.0	30.6	13.75	11.00
TCD42B41	AP60DX21	24.5	—	1400	41.0	30.6	13.75	11.00
TCD42B41	AVC42CX21	21.0	—	1275	41.0	29.6	14.50	12.00
TCD42B41	AVC48CX21	21.0	—	1225	41.0	29.0	14.75	12.25
TCD42B41	AVC48DX21	24.5	—	1300	41.5	30.0	15.25	12.50
TCD42B41	AVC60CX21	21.0	—	1275	41.5	30.0	15.00	12.25
TCD42B41	AVC60DX21	24.5	—	1200	41.5	29.4	15.00	12.50
TCD42B41	ME14DN21	24.5	CF/CM42D	1400	41.5	31.2	14.75	12.25
TCD42B41	ME14DN21	24.5	CF/CM48D	1400	41.5	31.2	14.75	12.25
TCD42B41	ME14DN21	24.5	CF/CM60D	1225	41.0	29.6	15.25	12.50
TCD42B41	ME14DN21	24.5	CF/CM64D	1375	42.0	31.2	15.25	12.50
TCD42B41	ME16CN21	21.0	CF/CM42C	1400	41.5	31.2	14.50	12.00
TCD42B41	ME16CN21	21.0	CF/CM48C	1225	41.0	29.2	15.00	12.50
TCD42B41	ME16CN21	21.0	CF/CM60C	1225	41.0	29.6	15.25	12.50
TCD42B41	ME20DN21	24.5	CF/CM42D	1450	42.0	31.8	14.75	12.25
TCD42B41	ME20DN21	24.5	CF/CM48D	1475	42.0	31.8	15.00	12.50
TCD42B41	ME20DN21	24.5	CF/CM60D	1425	42.0	32.0	15.00	12.50
TCD42B41	ME20DN21	24.5	CF/CM64D	1400	42.0	31.4	15.25	12.50
TCD42B41	MVC12BN21	17.5	CF42B	1175	40.0	27.6	13.75	11.50
TCD42B41	MVC14DN21	24.5	CF/CM42D	1375	41.5	30.8	14.75	12.25
TCD42B41	MVC14DN21	24.5	CF/CM48D	1325	41.5	30.4	15.00	12.50
TCD42B41	MVC14DN21	24.5	CF/CM60D	1225	41.0	29.4	15.00	12.25
TCD42B41	MVC14DN21	24.5	CF/CM64D	1325	42.0	30.6	15.25	12.50
TCD42B41	MVC16CN21	21.0	CF/CM42C	1250	40.5	29.0	14.75	12.25
TCD42B41	MVC16CN21	21.0	CF/CM48C	1275	41.0	29.6	15.00	12.25
TCD42B41	MVC20DN21	24.5	CF/CM42D	1225	40.5	29.0	14.50	12.00
TCD42B41	MVC20DN21	24.5	CF/CM48D	1300	41.5	30.0	15.00	12.25
TCD42B41	MVC20DN21	24.5	CF/CM60D	1250	41.0	29.6	15.50	12.50
TCD42B41	MVC20DN21	24.5	CF/CM64D	1250	42.0	30.0	15.25	12.50
TCD48B31	AE48CX21	21.0	—	1425	47.0	33.8	15.50	12.75
TCD48B31	AE48DX21	24.5	—	1425	47.0	34.0	15.75	12.75
TCD48B31	AE60CX21	21.0	—	1425	47.5	34.4	15.75	12.75
TCD48B31	AE60DX21	24.5	—	1400	48.0	34.6	16.00	13.00
TCD48B31	AP48CX21	21.0	—	1300	48.0	33.2	14.00	11.75
TCD48B31	AP48DX21	24.5	—	1600	47.5	33.8	14.00	11.75
TCD48B31	AP60CX21	21.0	—	1600	48.0	36.0	14.00	12.00
TCD48B31	AP60DX21	24.5	—	1600	48.0	36.0	14.00	11.75
TCD48B31	AVC48CX21	21.0	—	1350	48.0	34.2	15.25	12.50
TCD48B31	AVC48DX21	24.5	—	1350	48.0	34.0	15.75	12.75
TCD48B31	AVC60CX21	21.0	—	1350	48.0	34.2	15.75	12.75

Continued on next page.

**COOLING CAPACITY - With Air Handler Coils (Continued)**

UNIT MODEL	AIR HANDLER		COIL MODEL <sup>1</sup>	COOLING				
	MODEL	WIDTH		RATED CFM	NET MBH		SEER	EER
					TOTAL	SENS.		
TCD48B31	AVC60DX21	24.5	–	1475	48.0	35.0	15.75	12.75
TCD48B31	ME14DN21	24.5	CF/CM60D	1425	48.0	34.8	15.75	12.75
TCD48B31	ME14DN21	24.5	CF/CM64D	1375	48.0	34.4	16.00	13.00
TCD48B31	ME16CN21	21.0	CF/CM48C	1475	48.0	35.2	15.75	12.75
TCD48B31	ME16CN21	21.0	CF/CM60C	1450	48.0	35.2	15.75	12.75
TCD48B31	ME20DN21	24.5	CF/CM48D	1475	48.0	35.2	15.75	12.75
TCD48B31	ME20DN21	24.5	CF/CM60D	1400	48.0	34.6	15.75	12.75
TCD48B31	ME20DN21	24.5	CF/CM64D	1425	48.0	34.6	16.00	13.00
TCD48B31	MVC14DN21	24.5	CF/CM48D	1325	48.0	33.2	15.50	12.75
TCD48B31	MVC14DN21	24.5	CF/CM60D	1350	48.0	33.6	15.50	12.75
TCD48B31	MVC14DN21	24.5	CF/CM64D	1325	48.0	33.8	16.00	13.00
TCD48B31	MVC16CN21	21.0	CF/CM48C	1425	48.0	34.6	15.50	12.75
TCD48B31	MVC16CN21	21.0	CF/CM60C	1650	48.0	36.4	16.00	13.00
TCD48B31	MVC20DN21	24.5	CF/CM48D	1450	48.0	34.8	15.50	12.75
TCD48B31	MVC20DN21	24.5	CF/CM60D	1475	48.0	35.2	15.75	12.75
TCD48B31	MVC20DN21	24.5	CF/CM64D	1375	48.0	34.4	16.00	13.00
TCD48B41	AE48CX21	21.0	–	1425	47.0	34.0	15.50	12.75
TCD48B41	AE48DX21	24.5	–	1425	47.0	34.0	15.75	12.75
TCD48B41	AE60CX21	21.0	–	1425	47.5	34.6	15.75	12.75
TCD48B41	AE60DX21	24.5	–	1400	48.0	34.6	16.00	13.00
TCD48B41	AP48CX21	21.0	–	1300	48.0	33.4	14.00	11.75
TCD48B41	AP48DX21	24.5	–	1600	47.5	33.8	14.00	11.75
TCD48B41	AP60CX21	21.0	–	1600	48.0	36.2	14.00	12.00
TCD48B41	AP60DX21	24.5	–	1600	48.0	36.4	14.00	11.75
TCD48B41	AVC48CX21	21.0	–	1350	48.0	34.4	15.25	12.50
TCD48B41	AVC48DX21	24.5	–	1350	48.0	34.4	15.75	12.75
TCD48B41	AVC60CX21	21.0	–	1350	48.0	34.2	15.75	12.75
TCD48B41	AVC60DX21	24.5	–	1475	48.0	35.4	15.75	12.75
TCD48B41	ME14DN21	24.5	CF/CM60D	1425	48.0	34.8	15.75	12.75
TCD48B41	ME14DN21	24.5	CF/CM64D	1375	48.0	34.6	16.00	13.00
TCD48B41	ME16CN21	21.0	CF/CM48C	1475	48.0	35.0	15.75	12.75
TCD48B41	ME16CN21	21.0	CF/CM60C	1450	48.0	35.0	15.75	12.75
TCD48B41	ME20DN21	24.5	CF/CM48D	1475	48.0	35.0	15.75	12.75
TCD48B41	ME20DN21	24.5	CF/CM60D	1400	48.0	34.6	15.75	12.75
TCD48B41	ME20DN21	24.5	CF/CM64D	1425	48.0	34.8	16.00	13.00
TCD48B41	MVC14DN21	24.5	CF/CM48D	1325	48.0	33.2	15.50	12.75
TCD48B41	MVC14DN21	24.5	CF/CM60D	1350	48.0	34.2	15.50	12.75
TCD48B41	MVC14DN21	24.5	CF/CM64D	1325	48.0	33.6	16.00	13.00
TCD48B41	MVC16CN21	21.0	CF/CM48C	1425	48.0	34.8	15.50	12.75
TCD48B41	MVC16CN21	21.0	CF/CM60C	1650	48.0	37.2	16.00	13.00
TCD48B41	MVC20DN21	24.5	CF/CM48D	1450	48.0	35.0	15.50	12.75
TCD48B41	MVC20DN21	24.5	CF/CM60D	1475	48.0	35.4	15.75	12.75
TCD48B41	MVC20DN21	24.5	CF/CM64D	1375	48.0	34.6	16.00	13.00
TCD48B51	AE48CX21	21.0	–	1425	47.0	33.8	15.50	12.75
TCD48B51	AE48DX21	24.5	–	1425	47.0	34.0	15.75	12.75
TCD48B51	AE60CX21	21.0	–	1425	47.5	34.6	15.75	12.75
TCD48B51	AE60DX21	24.5	–	1400	48.0	34.6	16.00	13.00
TCD48B51	AP48CX21	21.0	–	1300	48.0	33.4	14.00	11.75
TCD48B51	AP48DX21	24.5	–	1600	47.5	33.8	14.00	11.75
TCD48B51	AP60CX21	21.0	–	1600	48.0	36.0	14.00	12.00
TCD48B51	AP60DX21	24.5	–	1600	48.0	36.0	14.00	11.75
TCD48B51	AVC48CX21	21.0	–	1350	48.0	34.0	15.25	12.50
TCD48B51	AVC48DX21	24.5	–	1350	48.0	34.2	15.75	12.75

Continued on next page.

**COOLING CAPACITY - With Air Handler Coils (Continued)**

UNIT MODEL	AIR HANDLER		COIL MODEL <sup>1</sup>	COOLING				
	MODEL	WIDTH		RATED CFM	NET MBH		SEER	EER
					TOTAL	SENS.		
TCD48B51	AVC60CX21	21.0	—	1350	48.0	34.2	15.75	12.75
TCD48B51	AVC60DX21	24.5	—	1475	48.0	35.2	15.75	12.75
TCD48B51	ME14DN21	24.5	CF/CM60D	1425	48.0	34.8	15.75	12.75
TCD48B51	ME14DN21	24.5	CF/CM64D	1375	48.0	34.0	16.00	13.00
TCD48B51	ME16CN21	21.0	CF/CM48C	1475	48.0	35.0	15.75	12.75
TCD48B51	ME16CN21	21.0	CF/CM60C	1450	48.0	35.2	15.75	12.75
TCD48B51	ME20DN21	24.5	CF/CM48D	1475	48.0	35.0	15.75	12.75
TCD48B51	ME20DN21	24.5	CF/CM60D	1400	48.0	34.6	15.75	12.75
TCD48B51	ME20DN21	24.5	CF/CM64D	1425	48.0	34.8	16.00	13.00
TCD48B51	MVC14DN21	24.5	CF/CM48D	1325	48.0	33.2	15.50	12.75
TCD48B51	MVC14DN21	24.5	CF/CM60D	1350	48.0	33.6	15.50	12.75
TCD48B51	MVC14DN21	24.5	CF/CM64D	1325	48.0	33.4	16.00	13.00
TCD48B51	MVC16CN21	21.0	CF/CM48C	1425	48.0	34.6	15.50	12.75
TCD48B51	MVC16CN21	21.0	CF/CM60C	1650	48.0	36.8	16.00	13.00
TCD48B51	MVC20DN21	24.5	CF/CM48D	1450	48.0	35.0	15.50	12.75
TCD48B51	MVC20DN21	24.5	CF/CM60D	1475	48.0	35.2	15.75	12.75
TCD48B51	MVC20DN21	24.5	CF/CM64D	1375	48.0	34.0	16.00	13.00
TCD60B31	AE60CX21	21.0	—	1625	56.0	40.0	14.00	11.75
TCD60B31	AE60DX21	24.5	—	1775	57.5	42.0	14.00	12.00
TCD60B31	AP60CX21	21.0	—	1700	55.0	39.5	13.25	11.25
TCD60B31	AP60DX21	24.5	—	1725	55.0	40.5	13.25	11.25
TCD60B31	AVC60CX21	21.0	—	1750	56.5	41.5	13.75	11.75
TCD60B31	AVC60DX21	24.5	—	1650	57.5	41.0	14.50	12.00
TCD60B31	ME16CN21	21.0	CF/CM60C	1625	56.0	40.0	14.25	12.00
TCD60B31	ME20DN21	24.5	CF/CM60D	1650	56.5	41.0	14.25	12.00
TCD60B31	ME20DN21	24.5	CF/CM64D	1625	57.0	40.5	14.50	12.00
TCD60B31	MVC16CN21	21.0	CF/CM60C	1650	57.0	41.5	15.25	12.50
TCD60B31	MVC20DN21	24.5	CF/CM60D	1700	56.0	40.5	14.25	11.75
TCD60B31	MVC20DN21	24.5	CF/CM64D	1700	57.0	40.5	14.50	12.00
TCD60B41	AE60CX21	21.0	—	1625	56.0	40.0	14.00	11.75
TCD60B41	AP60CX21	21.0	—	1700	55.0	39.5	13.25	11.25
TCD60B41	AP60DX21	24.5	—	1725	55.0	40.0	13.25	11.25
TCD60B41	AVC60CX21	21.0	—	1750	56.0	41.5	13.75	11.75
TCD60B41	ME20DN21	24.5	CF/CM60D	1650	56.5	40.5	14.25	12.00
TCD60B41	ME20DN21	24.5	CF/CM64D	1625	57.0	40.5	14.50	12.00
TCD60B41	MVC16CN21	21.0	CF/CM60C	1650	57.0	41.0	15.25	12.50
TCD60B41	MVC20DN21	24.5	CF/CM60D	1700	56.0	40.5	14.25	11.75
TCD60B41	MVC20DN21	24.5	CF/CM64D	1700	57.0	40.5	14.50	12.00
TCD60B51	AP60CX21	21.0	—	1700	55.0	40.0	13.25	11.25
TCD60B51	AP60DX21	24.5	—	1725	55.0	40.0	13.25	11.25
TCD60B51	ME20DN21	24.5	CF/CM60D	1650	56.5	41.0	14.25	12.00
TCD60B51	ME20DN21	24.5	CF/CM64D	1625	57.0	40.5	14.50	12.00
TCD60B51	MVC16CN21	21.0	CF/CM60C	1650	57.0	41.5	15.25	12.50
TCD60B51	MVC20DN21	24.5	CF/CM60D	1700	56.0	40.5	14.25	11.75
TCD60B51	MVC20DN21	24.5	CF/CM64D	1700	57.0	40.5	14.50	12.00

Rated in accordance with DOE test procedures (Federal Register 12-27-79 and 3-18-88) and ANSI/AHRI Standard 210/240.

Cooling MBH based on 80°F entering air temperature, 50% RH (Relative Humidity), and rated air flow.

EER (Energy Efficiency Ratio) is the total cooling output in BTUs at 95°F outdoor ambient divided by the total electric power in watt-hours at those conditions.

SEER (Seasonal Energy Efficiency Ratio) is the total cooling output in BTUs during a normal annual usage period for cooling divided by the total electric power input in watt-hours during the same period.

1. CM coils available with a factory installed horizontal drain pan. See price pages for specific model number.

— = Not applicable.

MP Modular Air Handlers use Coil Only Ratings.

**COOLING CAPACITY - Upflow, Downflow & Horizontal Furnaces and Coils (Coil Only Ratings)**

UNIT MODEL	COIL		CFM RANGE (MIN.-MAX.)	COOLING				
	MODEL	WIDTH		RATED CFM	NET MBH		SEER <sup>1</sup>	EER
					TOTAL	SENS.		
TCD30B31	CF/CM/CU30B	17.5	800 - 1200	1000	29.4	21.0	14.00	11.50
TCD30B31	CF/CM/CU30C	21.0	800 - 1200	1000	29.8	21.2	14.00	11.50
TCD30B31	CF/CM/CU30D	24.5	800 - 1200	1000	29.8	21.2	14.00	11.50
TCD30B31	CF/CM/CU36B	17.5	800 - 1200	1000	30.0	21.0	14.00	11.50
TCD30B31	CF/CM/CU36C	21.0	800 - 1200	1000	30.0	21.0	14.00	11.50
TCD30B31	CF/CM/CU36D	24.5	800 - 1200	1000	30.0	21.0	14.00	11.50
TCD30B31	CF/CM/CU42C	21.0	800 - 1200	1000	30.0	21.0	14.00	11.50
TCD30B31	CF/CM/CU42D	24.5	800 - 1200	1000	30.0	21.0	14.00	11.50
TCD30B31	CF/CM36A	14.5	800 - 1200	900	29.6	20.2	14.00	11.50
TCD30B31	CF42B	17.5	800 - 1200	1000	30.0	21.0	14.00	11.50
TCD30B41	CF/CM/CU30B	17.5	800 - 1200	1000	29.4	21.0	14.00	11.50
TCD30B41	CF/CM/CU30C	21.0	800 - 1200	1000	29.8	21.2	14.00	11.50
TCD30B41	CF/CM/CU30D	24.5	800 - 1200	1000	29.8	21.2	14.00	11.50
TCD30B41	CF/CM/CU36B	17.5	800 - 1200	1000	30.0	21.2	14.00	11.50
TCD30B41	CF/CM/CU36C	21.0	800 - 1200	1000	30.0	21.2	14.00	11.50
TCD30B41	CF/CM/CU36D	24.5	800 - 1200	1000	30.0	21.2	14.00	11.50
TCD30B41	CF/CM/CU42C	21.0	800 - 1200	1000	30.0	21.2	14.00	11.50
TCD30B41	CF/CM/CU42D	24.5	800 - 1200	1000	30.0	21.2	14.00	11.50
TCD30B41	CF/CM36A	14.5	800 - 1200	900	29.6	20.0	14.00	11.50
TCD30B41	CF42B	17.5	800 - 1200	1000	30.0	21.2	14.00	11.50
TCD36B31	CF/CM/CU36B	17.5	1000 - 1400	1200	34.6	24.4	14.00	11.75
TCD36B31	CF/CM/CU36C	21.0	1000 - 1400	1200	34.8	24.6	14.00	11.75
TCD36B31	CF/CM/CU36D	24.5	1000 - 1400	1200	34.8	24.6	14.00	11.75
TCD36B31	CF/CM/CU42C	21.0	1000 - 1400	1200	34.8	24.8	13.75	11.75
TCD36B31	CF/CM/CU42D	24.5	1000 - 1400	1200	34.8	24.8	13.75	11.75
TCD36B31	CF/CM/CU48C	21.0	1000 - 1400	1200	35.2	24.8	14.00	11.75
TCD36B31	CF/CM/CU48D	24.5	1000 - 1400	1200	35.2	24.8	14.00	11.75
TCD36B31	CF42B	17.5	1000 - 1400	1200	34.8	24.8	13.75	11.75
TCD36B41	CF/CM/CU36B	17.5	1000 - 1400	1200	34.6	24.4	14.00	11.75
TCD36B41	CF/CM/CU36C	21.0	1000 - 1400	1200	34.8	24.6	14.00	11.75
TCD36B41	CF/CM/CU36D	24.5	1000 - 1400	1200	34.8	24.6	14.00	11.75
TCD36B41	CF/CM/CU42C	21.0	1000 - 1400	1200	34.8	25.0	13.75	11.75
TCD36B41	CF/CM/CU42D	24.5	1000 - 1400	1200	34.8	25.0	13.75	11.75
TCD36B41	CF/CM/CU48C	21.0	1000 - 1400	1200	35.2	25.0	14.00	11.75
TCD36B41	CF/CM/CU48D	24.5	1000 - 1400	1200	35.2	25.0	14.00	11.75
TCD36B41	CF42B	17.5	1000 - 1400	1200	34.8	25.0	13.75	11.75
TCD36B51	CF/CM/CU36B	17.5	1000 - 1400	1200	34.6	24.4	14.00	11.75
TCD36B51	CF/CM/CU36C	21.0	1000 - 1400	1200	34.8	24.6	14.00	11.75
TCD36B51	CF/CM/CU36D	24.5	1000 - 1400	1200	34.8	24.6	14.00	11.75
TCD36B51	CF/CM/CU42C	21.0	1000 - 1400	1200	34.8	25.0	13.75	11.50
TCD36B51	CF/CM/CU42D	24.5	1000 - 1400	1200	34.8	25.0	13.75	11.50
TCD36B51	CF/CM/CU48C	21.0	1000 - 1400	1200	35.2	25.0	14.00	11.75
TCD36B51	CF/CM/CU48D	24.5	1000 - 1400	1200	35.2	25.0	14.00	11.75
TCD36B51	CF42B	17.5	1000 - 1400	1200	34.8	25.0	13.75	11.50
TCD42B31	CF/CM/CU42C	21.0	1200 - 1600	1400	40.5	30.2	13.75	11.50
TCD42B31	CF/CM/CU42D	24.5	1200 - 1600	1400	41.0	30.4	13.75	11.50
TCD42B31	CF/CM/CU48C	21.0	1200 - 1600	1400	41.0	30.4	13.75	11.50
TCD42B31	CF/CM/CU48D	24.5	1200 - 1600	1400	41.0	30.4	13.75	11.50
TCD42B31	CF/CM/CU60C	21.0	1200 - 1600	1400	41.0	30.8	13.75	11.50
TCD42B31	CF/CM/CU60D	24.5	1200 - 1600	1400	41.0	30.8	13.75	11.50
TCD42B31	CF/CM64D	24.5	1200 - 1600	1400	42.0	31.2	13.75	11.50

Continued on next page.

**COOLING CAPACITY - Upflow, Downflow & Horizontal Furnaces and Coils (Coil Only Ratings) (Continued)**

UNIT MODEL	COIL		CFM RANGE (MIN.-MAX.)	COOLING				
	MODEL	WIDTH		RATED CFM	NET MBH		SEER <sup>1</sup>	EER
					TOTAL	SENS.		
TCD42B41	CF/CM/CU42C	21.0	1200 - 1600	1400	40.5	30.2	13.75	11.50
TCD42B41	CF/CM/CU42D	24.5	1200 - 1600	1400	41.0	30.4	13.75	11.50
TCD42B41	CF/CM/CU48C	21.0	1200 - 1600	1400	41.0	30.4	13.75	11.50
TCD42B41	CF/CM/CU48D	24.5	1200 - 1600	1400	41.0	30.4	13.75	11.50
TCD42B41	CF/CM/CU60C	21.0	1200 - 1600	1400	41.0	30.8	13.75	11.50
TCD42B41	CF/CM/CU60D	24.5	1200 - 1600	1400	41.0	30.8	13.75	11.50
TCD42B41	CF/CM64D	24.5	1200 - 1600	1400	42.0	31.2	13.75	11.50
TCD48B31	CF/CM/CU48C	21.0	1400 - 1800	1600	47.5	34.0	14.00	11.75
TCD48B31	CF/CM/CU48D	24.5	1400 - 1800	1600	47.5	34.2	14.00	11.75
TCD48B31	CF/CM/CU60C	21.0	1400 - 1800	1600	48.0	35.8	14.00	12.25
TCD48B31	CF/CM/CU60D	24.5	1400 - 1800	1600	48.0	35.8	14.5	12.0
TCD48B31	CF/CM64D	24.5	1400 - 1800	1600	48.0	36.0	14.50	12.25
TCD48B41	CF/CM/CU48C	21	1400 - 1800	1600	47.5	34.0	14.0	11.8
TCD48B41	CF/CM/CU48D	24.5	1400 - 1800	1600	47.5	34.2	14.00	11.75
TCD48B41	CF/CM/CU60C	21	1400 - 1800	1600	48.0	36.0	14.00	12.25
TCD48B41	CF/CM/CU60D	24.5	1400 - 1800	1600	48.0	36.0	14.5	12.0
TCD48B41	CF/CM64D	24.5	1400 - 1800	1600	48.0	36.2	14.5	12.3
TCD48B51	CF/CM/CU48C	21	1400 - 1800	1600	47.5	34.0	14.0	11.8
TCD48B51	CF/CM/CU48D	24.5	1400 - 1800	1600	47.5	34.2	14.0	11.8
TCD48B51	CF/CM/CU60C	21	1400 - 1800	1600	48.0	35.8	14.0	12.3
TCD48B51	CF/CM/CU60D	24.5	1400 - 1800	1600	48.0	35.8	14.5	12.0
TCD48B51	CF/CM64D	24.5	1400 - 1800	1600	48.0	36.0	14.5	12.3
TCD60B31	CF/CM/CU60C	21	1520 - 1920	1735	56.0	41.0	13.8	11.5
TCD60B31	CF/CM/CU60D	24.5	1520 - 1920	1725	56.0	41.5	13.8	11.5
TCD60B31	CF/CM64D	24.5	1520 - 1920	1775	57.0	41.5	13.8	11.5
TCD60B41	CF/CM/CU60C	21	1520 - 1920	1735	56.0	41.0	13.8	11.5
TCD60B41	CF/CM/CU60D	24.5	1520 - 1920	1725	56.0	41.5	13.8	11.5
TCD60B41	CF/CM64D	24.5	1520 - 1920	1775	57.0	42.0	13.8	11.5
TCD60B51	CF/CM/CU60C	21	1520 - 1920	1735	56.0	41.0	13.8	11.5
TCD60B51	CF/CM/CU60D	24.5	1520 - 1920	1725	56.0	41.5	13.8	11.5
TCD60B51	CF/CM64D	24.5	1520 - 1920	1775	57.0	41.5	13.8	11.5

For rated condition information, see the footnotes below the System Capacity - Single Piece and Modular Air Handlers table.

1. Requires a S1-2FD06700224 Blower Time Delay unless a standard furnace is equipped with one.

— = Not Applicable.

MP Modular Air Handlers use Coil Only Ratings.

PSC furnaces, such as the TG8S, TGLS, and TG9S, use Coil Only Ratings.

**COOLING CAPACITY - With High Efficiency Motor Furnaces<sup>1</sup>**

UNIT MODEL	FURNACE		COIL MODEL <sup>2</sup>	COOLING				
	MODEL	WIDTH		RATED CFM	NET MBH		SEER	EER
					TOTAL	SENS.		
TCD30B31	TM8V060A12MP11	14.5	CF/CM/CU30A	975	30.0	21.0	14.25	11.50
TCD30B31	TM8V060A12MP11	14.5	CF/CM36A	875	29.8	20.0	14.50	11.75
TCD30B31	TM8V080B12MP11	17.5	CF/CM/CU36B	975	30.0	21.0	14.50	11.75
TCD30B31	TM8V080B12MP11	17.5	CF42B	850	29.4	19.7	14.75	12.00
TCD30B31	TM8V080C16MP11	21.0	CF/CM/CU30C	950	30.0	21.2	15.00	12.25
TCD30B31	TM8V080C16MP11	21.0	CF/CM/CU36C	1100	30.0	22.2	15.25	12.25
TCD30B31	TM8V080C16MP11	21.0	CF/CM/CU42C	925	30.0	20.8	15.25	12.25
TCD30B31	TM8V100C16MP11	21.0	CF/CM/CU30C	950	30.0	21.2	15.00	12.25
TCD30B31	TM8V100C16MP11	21.0	CF/CM/CU36C	1100	30.0	22.2	15.25	12.25
TCD30B31	TM8V100C16MP11	21.0	CF/CM/CU42C	925	30.0	20.8	15.25	12.25
TCD30B31	TM8V100C20MP11	21.0	CF/CM/CU36C	1100	30.0	22.2	15.00	12.25
TCD30B31	TM8V100C20MP11	21.0	CF/CM/CU42C	1100	30.0	22.0	15.00	12.25
TCD30B31	TM8V120C20MP11	21.0	CF/CM/CU36C	1100	30.0	22.2	15.00	12.25
TCD30B31	TM8V120C20MP11	21.0	CF/CM/CU42C	1100	30.0	22.0	15.00	12.25
TCD30B31	TM8X060A12MP11	14.5	CF/CM/CU30A	1000	30.0	21.6	14.75	11.75
TCD30B31	TM8X060A12MP11	14.5	CF/CM36A	975	30.0	21.2	14.75	12.00
TCD30B31	TM8X080B12MP11	17.5	CF/CM/CU30B	1000	30.0	21.6	14.75	11.75
TCD30B31	TM8X080B12MP11	17.5	CF/CM/CU36B	1000	30.0	21.4	15.00	12.25
TCD30B31	TM8X080B12MP11	17.5	CF42B	1000	30.0	21.2	14.75	12.00
TCD30B31	TM8X080C16MP11	21.0	CF/CM/CU30C	1050	30.0	22.0	15.25	12.25
TCD30B31	TM8X080C16MP11	21.0	CF/CM/CU30D	1075	30.0	21.8	15.50	12.50
TCD30B31	TM8X080C16MP11	21.0	CF/CM/CU36C	1050	30.0	21.6	15.50	12.50
TCD30B31	TM8X080C16MP11	21.0	CF/CM/CU36D	1075	30.0	22.0	15.75	12.50
TCD30B31	TM8X080C16MP11	21.0	CF/CM/CU42C	1050	30.0	21.6	15.50	12.50
TCD30B31	TM8X080C16MP11	21.0	CF/CM/CU42D	1075	30.0	22.2	15.75	12.50
TCD30B31	TM8X100C16MP11	21.0	CF/CM/CU30C	1050	30.0	22.0	15.25	12.25
TCD30B31	TM8X100C16MP11	21.0	CF/CM/CU30D	1075	30.0	21.8	15.50	12.50
TCD30B31	TM8X100C16MP11	21.0	CF/CM/CU36C	1050	30.0	21.6	15.50	12.50
TCD30B31	TM8X100C16MP11	21.0	CF/CM/CU36D	1075	30.0	22.0	15.75	12.50
TCD30B31	TM8X100C16MP11	21.0	CF/CM/CU42C	1050	30.0	21.6	15.50	12.50
TCD30B31	TM8X100C16MP11	21.0	CF/CM/CU42D	1075	30.0	22.2	15.75	12.50
TCD30B31	TM8X100C20MP11	21.0	CF/CM/CU30C	1075	30.0	21.8	15.25	12.25
TCD30B31	TM8X100C20MP11	21.0	CF/CM/CU30D	1050	30.0	22.0	15.25	12.25
TCD30B31	TM8X100C20MP11	21.0	CF/CM/CU36C	1075	30.0	22.0	15.75	12.50
TCD30B31	TM8X100C20MP11	21.0	CF/CM/CU36D	1100	30.0	22.2	15.75	12.50
TCD30B31	TM8X100C20MP11	21.0	CF/CM/CU42C	1075	30.0	22.2	15.75	12.50
TCD30B31	TM8X100C20MP11	21.0	CF/CM/CU42D	1100	30.0	22.0	15.75	12.50
TCD30B31	TM8X120C20MP11	21.0	CF/CM/CU30C	1075	30.0	21.8	15.25	12.25
TCD30B31	TM8X120C20MP11	21.0	CF/CM/CU30D	1050	30.0	22.0	15.25	12.25
TCD30B31	TM8X120C20MP11	21.0	CF/CM/CU36C	1075	30.0	22.0	15.75	12.50
TCD30B31	TM8X120C20MP11	21.0	CF/CM/CU36D	1100	30.0	22.2	15.75	12.50
TCD30B31	TM8X120C20MP11	21.0	CF/CM/CU42C	1075	30.0	22.2	15.75	12.50
TCD30B31	TM8X120C20MP11	21.0	CF/CM/CU42D	1100	30.0	22.0	15.75	12.50
TCD30B31	TM8Y060A12MP11	14.5	CF/CM/CU30A	1000	30.0	21.6	14.75	11.75
TCD30B31	TM8Y060A12MP11	14.5	CF/CM36A	975	30.0	21.2	14.75	12.00
TCD30B31	TM8Y080B12MP11	17.5	CF/CM/CU30B	1000	30.0	21.6	14.75	11.75
TCD30B31	TM8Y080B12MP11	17.5	CF/CM/CU36B	1000	30.0	21.4	15.00	12.25
TCD30B31	TM8Y080B12MP11	17.5	CF42B	1000	30.0	21.2	14.75	12.00
TCD30B31	TM8Y080C16MP11	21.0	CF/CM/CU30C	1050	30.0	22.0	15.25	12.25
TCD30B31	TM8Y080C16MP11	21.0	CF/CM/CU30D	1075	30.0	21.8	15.50	12.50
TCD30B31	TM8Y080C16MP11	21.0	CF/CM/CU36C	1050	30.0	21.6	15.50	12.50
TCD30B31	TM8Y080C16MP11	21.0	CF/CM/CU36D	1075	30.0	22.0	15.75	12.50

Continued on next page.



**COOLING CAPACITY - With High Efficiency Motor Furnaces<sup>1</sup> (Continued)**

UNIT MODEL	FURNACE		COIL MODEL <sup>2</sup>	COOLING				
	MODEL	WIDTH		RATED CFM	NET MBH		SEER	EER
					TOTAL	SENS.		
TCD30B31	TM8Y080C16MP11	21.0	CF/CM/CU42C	1050	30.0	21.6	15.50	12.50
TCD30B31	TM8Y080C16MP11	21.0	CF/CM/CU42D	1075	30.0	22.2	15.75	12.50
TCD30B31	TM8Y100C16MP11	21.0	CF/CM/CU30C	1050	30.0	22.0	15.25	12.25
TCD30B31	TM8Y100C16MP11	21.0	CF/CM/CU30D	1075	30.0	21.8	15.50	12.50
TCD30B31	TM8Y100C16MP11	21.0	CF/CM/CU36C	1050	30.0	21.6	15.50	12.50
TCD30B31	TM8Y100C16MP11	21.0	CF/CM/CU36D	1075	30.0	22.0	15.75	12.50
TCD30B31	TM8Y100C16MP11	21.0	CF/CM/CU42C	1050	30.0	21.6	15.50	12.50
TCD30B31	TM8Y100C16MP11	21.0	CF/CM/CU42D	1075	30.0	22.2	15.75	12.50
TCD30B31	TM8Y100C20MP11	21.0	CF/CM/CU30C	1075	30.0	21.8	15.25	12.25
TCD30B31	TM8Y100C20MP11	21.0	CF/CM/CU30D	1050	30.0	22.0	15.25	12.25
TCD30B31	TM8Y100C20MP11	21.0	CF/CM/CU36C	1075	30.0	22.0	15.75	12.50
TCD30B31	TM8Y100C20MP11	21.0	CF/CM/CU36D	1100	30.0	22.2	15.75	12.50
TCD30B31	TM8Y100C20MP11	21.0	CF/CM/CU42C	1075	30.0	22.2	15.75	12.50
TCD30B31	TM8Y100C20MP11	21.0	CF/CM/CU42D	1100	30.0	22.0	15.75	12.50
TCD30B31	TM8Y120C20MP11	21.0	CF/CM/CU30C	1075	30.0	21.8	15.25	12.25
TCD30B31	TM8Y120C20MP11	21.0	CF/CM/CU30D	1050	30.0	22.0	15.25	12.25
TCD30B31	TM8Y120C20MP11	21.0	CF/CM/CU36C	1075	30.0	22.0	15.75	12.50
TCD30B31	TM8Y120C20MP11	21.0	CF/CM/CU36D	1100	30.0	22.2	15.75	12.50
TCD30B31	TM8Y120C20MP11	21.0	CF/CM/CU42C	1075	30.0	22.2	15.75	12.50
TCD30B31	TM8Y120C20MP11	21.0	CF/CM/CU42D	1100	30.0	22.0	15.75	12.50
TCD30B31	TM9E040A10MP11	14.5	CF/CM/CU30A	875	29.2	19.8	14.00	11.25
TCD30B31	TM9E040A10MP11	14.5	CF/CM36A	875	29.6	20.0	14.25	11.50
TCD30B31	TM9E060B12MP11	17.5	CF/CM/CU30B	900	29.8	20.4	14.75	12.00
TCD30B31	TM9E060B12MP11	17.5	CF/CM/CU36B	900	30.0	20.4	15.00	12.25
TCD30B31	TM9E060B12MP11	17.5	CF42B	900	30.0	20.4	15.00	12.25
TCD30B31	TM9E080B12MP11	17.5	CF/CM/CU30B	900	29.8	20.4	14.75	12.00
TCD30B31	TM9E080B12MP11	17.5	CF/CM/CU36B	900	30.0	20.4	15.00	12.25
TCD30B31	TM9E080B12MP11	17.5	CF42B	900	30.0	20.4	15.00	12.25
TCD30B31	TM9E080C16MP11	21.0	CF/CM/CU30C	1075	30.0	21.8	15.00	12.25
TCD30B31	TM9E080C16MP11	21.0	CF/CM/CU30D	1050	30.0	22.0	15.00	12.25
TCD30B31	TM9E080C16MP11	21.0	CF/CM/CU36C	1025	30.0	21.4	15.00	12.25
TCD30B31	TM9E080C16MP11	21.0	CF/CM/CU42C	1000	30.0	21.2	15.25	12.25
TCD30B31	TM9E100C16MP11	21.0	CF/CM/CU30C	1075	30.0	21.8	15.00	12.25
TCD30B31	TM9E100C16MP11	21.0	CF/CM/CU30D	1050	30.0	22.0	15.00	12.25
TCD30B31	TM9E100C16MP11	21.0	CF/CM/CU36C	1025	30.0	21.4	15.00	12.25
TCD30B31	TM9E100C16MP11	21.0	CF/CM/CU42C	1000	30.0	21.2	15.25	12.25
TCD30B31	TM9E100C20MP11	21.0	CF/CM/CU30C	975	30.0	21.2	15.50	12.50
TCD30B31	TM9E100C20MP11	21.0	CF/CM/CU36C	975	30.0	21.2	15.75	12.50
TCD30B31	TM9E100C20MP11	21.0	CF/CM/CU42C	975	30.0	21.2	15.75	12.50
TCD30B31	TM9E120D20MP11	24.5	CF/CM/CU30D	975	30.0	21.2	15.75	12.50
TCD30B31	TM9E120D20MP11	24.5	CF/CM/CU36D	975	30.0	21.0	16.00	12.75
TCD30B31	TM9E120D20MP11	24.5	CF/CM/CU42D	975	30.0	21.0	16.00	12.75
TCD30B31	TM9V060B12MP11	17.5	CF/CM/CU30B	825	29.4	19.6	14.75	12.00
TCD30B31	TM9V060B12MP11	17.5	CF/CM/CU36B	950	30.0	21.0	15.00	12.00
TCD30B31	TM9V060B12MP11	17.5	CF42B	925	30.0	20.8	15.25	12.50
TCD30B31	TM9V080B12MP11	17.5	CF/CM/CU30B	825	29.4	19.6	14.75	12.00
TCD30B31	TM9V080B12MP11	17.5	CF/CM/CU36B	950	30.0	21.0	15.00	12.00
TCD30B31	TM9V080B12MP11	17.5	CF42B	925	30.0	20.8	15.25	12.50
TCD30B31	TM9V080C16MP11	21.0	CF/CM/CU30C	950	30.0	21.0	15.50	12.50
TCD30B31	TM9V080C16MP11	21.0	CF/CM/CU36C	975	30.0	21.2	15.50	12.50
TCD30B31	TM9V080C16MP11	21.0	CF/CM/CU42C	975	30.0	21.2	15.75	12.50
TCD30B31	TM9V100C16MP11	21.0	CF/CM/CU30C	950	30.0	21.0	15.50	12.50
TCD30B31	TM9V100C16MP11	21.0	CF/CM/CU36C	975	30.0	21.2	15.50	12.50

Continued on next page.

**COOLING CAPACITY - With High Efficiency Motor Furnaces<sup>1</sup> (Continued)**

UNIT MODEL	FURNACE		COIL MODEL <sup>2</sup>	COOLING				
	MODEL	WIDTH		RATED CFM	NET MBH		SEER	EER
					TOTAL	SENS.		
TCD30B31	TM9V100C16MP11	21.0	CF/CM/CU42C	975	30.0	21.2	15.75	12.50
TCD30B31	TM9V100C20MP11	21.0	CF/CM/CU30C	1075	30.0	21.8	15.00	12.25
TCD30B31	TM9V100C20MP11	21.0	CF/CM/CU36C	1075	30.0	21.8	15.25	12.00
TCD30B31	TM9V120D20MP11	24.5	CF/CM/CU36D	1125	30.0	22.4	16.00	12.75
TCD30B31	TM9V120D20MP11	24.5	CF/CM/CU42D	1125	30.0	22.6	15.50	12.50
TCD30B31	TM9Y040A10MP11	14.5	CF/CM/CU30A	875	29.2	19.8	14.00	11.25
TCD30B31	TM9Y040A10MP11	14.5	CF/CM36A	875	29.6	20.0	14.25	11.50
TCD30B31	TM9Y060B12MP11	17.5	CF/CM/CU30B	900	29.8	20.4	14.75	12.00
TCD30B31	TM9Y060B12MP11	17.5	CF/CM/CU36B	900	30.0	20.4	15.00	12.25
TCD30B31	TM9Y060B12MP11	17.5	CF42B	900	30.0	20.4	15.00	12.25
TCD30B31	TM9Y080B12MP11	17.5	CF/CM/CU30B	900	29.8	20.4	14.75	12.00
TCD30B31	TM9Y080B12MP11	17.5	CF/CM/CU36B	900	30.0	20.4	15.00	12.25
TCD30B31	TM9Y080B12MP11	17.5	CF42B	900	30.0	20.4	15.00	12.25
TCD30B31	TM9Y080C16MP11	21.0	CF/CM/CU30C	1075	30.0	21.8	15.00	12.25
TCD30B31	TM9Y080C16MP11	21.0	CF/CM/CU30D	1050	30.0	22.0	15.00	12.25
TCD30B31	TM9Y080C16MP11	21.0	CF/CM/CU36C	1025	30.0	21.4	15.00	12.25
TCD30B31	TM9Y080C16MP11	21.0	CF/CM/CU42C	1000	30.0	21.2	15.25	12.25
TCD30B31	TM9Y100C16MP11	21.0	CF/CM/CU30C	1075	30.0	21.8	15.00	12.25
TCD30B31	TM9Y100C16MP11	21.0	CF/CM/CU30D	1050	30.0	22.0	15.00	12.25
TCD30B31	TM9Y100C16MP11	21.0	CF/CM/CU36C	1025	30.0	21.4	15.00	12.25
TCD30B31	TM9Y100C16MP11	21.0	CF/CM/CU42C	1000	30.0	21.2	15.25	12.25
TCD30B31	TM9Y100C20MP11	21.0	CF/CM/CU30C	975	30.0	21.2	15.50	12.50
TCD30B31	TM9Y100C20MP11	21.0	CF/CM/CU36C	975	30.0	21.2	15.75	12.50
TCD30B31	TM9Y100C20MP11	21.0	CF/CM/CU42C	975	30.0	21.2	15.75	12.50
TCD30B31	TM9Y120D20MP11	24.5	CF/CM/CU30D	975	30.0	21.2	15.75	12.50
TCD30B31	TM9Y120D20MP11	24.5	CF/CM/CU36D	975	30.0	21.0	16.00	12.75
TCD30B31	TM9Y120D20MP11	24.5	CF/CM/CU42D	975	30.0	21.0	16.00	12.75
TCD30B31	TMLV060A12MP11	14.5	CF/CM/CU30A	975	30.0	21.0	14.25	11.50
TCD30B31	TMLV060A12MP11	14.5	CF/CM36A	875	29.8	20.0	14.50	11.75
TCD30B31	TMLV080B12MP11	17.5	CF/CM/CU36B	975	30.0	21.0	14.50	11.75
TCD30B31	TMLV080B12MP11	17.5	CF42B	850	29.4	19.7	14.75	12.00
TCD30B31	TMLV080C16MP11	21.0	CF/CM/CU30C	950	30.0	21.2	15.00	12.25
TCD30B31	TMLV080C16MP11	21.0	CF/CM/CU36C	1100	30.0	22.2	15.25	12.25
TCD30B31	TMLV080C16MP11	21.0	CF/CM/CU42C	925	30.0	20.8	15.25	12.25
TCD30B31	TMLV100C16MP11	21.0	CF/CM/CU30C	950	30.0	21.2	15.00	12.25
TCD30B31	TMLV100C16MP11	21.0	CF/CM/CU36C	1100	30.0	22.2	15.25	12.25
TCD30B31	TMLV100C16MP11	21.0	CF/CM/CU42C	925	30.0	20.8	15.25	12.25
TCD30B31	TMLV100C20MP11	21.0	CF/CM/CU36C	1100	30.0	22.2	15.00	12.25
TCD30B31	TMLV100C20MP11	21.0	CF/CM/CU42C	1100	30.0	22.0	15.00	12.25
TCD30B31	TMLV120C20MP11	21.0	CF/CM/CU36C	1100	30.0	22.2	15.00	12.25
TCD30B31	TMLV120C20MP11	21.0	CF/CM/CU42C	1100	30.0	22.0	15.00	12.25
TCD30B31	TMLX060A12MP11	14.5	CF/CM/CU30A	1000	30.0	21.6	14.75	11.75
TCD30B31	TMLX060A12MP11	14.5	CF/CM36A	975	30.0	21.2	14.75	12.00
TCD30B31	TMLX080B12MP11	17.5	CF/CM/CU30B	1000	30.0	21.6	14.75	11.75
TCD30B31	TMLX080B12MP11	17.5	CF/CM/CU36B	1000	30.0	21.4	15.00	12.25
TCD30B31	TMLX080B12MP11	17.5	CF42B	1000	30.0	21.2	14.75	12.00
TCD30B31	TMLX080C16MP11	21.0	CF/CM/CU30C	1050	30.0	22.0	15.25	12.25
TCD30B31	TMLX080C16MP11	21.0	CF/CM/CU30D	1075	30.0	21.8	15.50	12.50
TCD30B31	TMLX080C16MP11	21.0	CF/CM/CU36C	1050	30.0	21.6	15.50	12.50
TCD30B31	TMLX080C16MP11	21.0	CF/CM/CU36D	1075	30.0	22.0	15.75	12.50
TCD30B31	TMLX080C16MP11	21.0	CF/CM/CU42C	1050	30.0	21.6	15.50	12.50
TCD30B31	TMLX080C16MP11	21.0	CF/CM/CU42D	1075	30.0	22.2	15.75	12.50

Continued on next page.

**COOLING CAPACITY - With High Efficiency Motor Furnaces<sup>1</sup> (Continued)**

UNIT MODEL	FURNACE		COIL MODEL <sup>2</sup>	COOLING				
	MODEL	WIDTH		RATED CFM	NET MBH		SEER	EER
					TOTAL	SENS.		
TCD30B31	TMLX100C16MP11	21.0	CF/CM/CU30C	1050	30.0	22.0	15.25	12.25
TCD30B31	TMLX100C16MP11	21.0	CF/CM/CU30D	1075	30.0	21.8	15.50	12.50
TCD30B31	TMLX100C16MP11	21.0	CF/CM/CU36C	1050	30.0	21.6	15.50	12.50
TCD30B31	TMLX100C16MP11	21.0	CF/CM/CU36D	1075	30.0	22.0	15.75	12.50
TCD30B31	TMLX100C16MP11	21.0	CF/CM/CU42C	1050	30.0	21.6	15.50	12.50
TCD30B31	TMLX100C16MP11	21.0	CF/CM/CU42D	1075	30.0	22.2	15.75	12.50
TCD30B31	TMLX100C20MP11	21.0	CF/CM/CU30C	1075	30.0	21.8	15.25	12.25
TCD30B31	TMLX100C20MP11	21.0	CF/CM/CU30D	1050	30.0	22.0	15.25	12.25
TCD30B31	TMLX100C20MP11	21.0	CF/CM/CU36C	1075	30.0	22.0	15.75	12.50
TCD30B31	TMLX100C20MP11	21.0	CF/CM/CU36D	1100	30.0	22.2	15.75	12.50
TCD30B31	TMLX100C20MP11	21.0	CF/CM/CU42C	1075	30.0	22.2	15.75	12.50
TCD30B31	TMLX100C20MP11	21.0	CF/CM/CU42D	1100	30.0	22.0	15.75	12.50
TCD30B31	TMLX120C20MP11	21.0	CF/CM/CU30C	1075	30.0	21.8	15.25	12.25
TCD30B31	TMLX120C20MP11	21.0	CF/CM/CU30D	1050	30.0	22.0	15.25	12.25
TCD30B31	TMLX120C20MP11	21.0	CF/CM/CU36C	1075	30.0	22.0	15.75	12.50
TCD30B31	TMLX120C20MP11	21.0	CF/CM/CU36D	1100	30.0	22.2	15.75	12.50
TCD30B31	TMLX120C20MP11	21.0	CF/CM/CU42C	1075	30.0	22.2	15.75	12.50
TCD30B31	TMLX120C20MP11	21.0	CF/CM/CU42D	1100	30.0	22.0	15.75	12.50
TCD30B31	TP9C060B12MP12	17.5	CF/CM/CU30B	825	29.4	19.6	14.75	12.00
TCD30B31	TP9C060B12MP12	17.5	CF/CM/CU36B	950	30.0	21.0	15.00	12.00
TCD30B31	TP9C060B12MP12	17.5	CF42B	925	30.0	20.8	15.25	12.50
TCD30B31	TP9C080B12MP12	17.5	CF/CM/CU30B	825	29.4	19.6	14.75	12.00
TCD30B31	TP9C080B12MP12	17.5	CF/CM/CU36B	950	30.0	21.0	15.00	12.00
TCD30B31	TP9C080B12MP12	17.5	CF42B	925	30.0	20.8	15.25	12.50
TCD30B31	TP9C080C16MP12	21.0	CF/CM/CU30C	950	30.0	21.0	15.50	12.50
TCD30B31	TP9C080C16MP12	21.0	CF/CM/CU36C	975	30.0	21.2	15.50	12.50
TCD30B31	TP9C080C16MP12	21.0	CF/CM/CU42C	975	30.0	21.2	15.75	12.50
TCD30B31	TP9C100C16MP12	21.0	CF/CM/CU30C	950	30.0	21.0	15.50	12.50
TCD30B31	TP9C100C16MP12	21.0	CF/CM/CU36C	975	30.0	21.2	15.50	12.50
TCD30B31	TP9C100C16MP12	21.0	CF/CM/CU42C	975	30.0	21.2	15.75	12.50
TCD30B31	TP9C100C20MP12	21.0	CF/CM/CU30C	1075	30.0	21.8	15.00	12.25
TCD30B31	TP9C100C20MP12	21.0	CF/CM/CU36C	1075	30.0	21.8	15.25	12.00
TCD30B31	TP9C120D20MP12	24.5	CF/CM/CU36D	1125	30.0	22.4	16.00	12.75
TCD30B31	TP9C120D20MP12	24.5	CF/CM/CU42D	1125	30.0	22.6	15.50	12.50
TCD30B31	TPLC060A12MP12	14.5	CF/CM/CU30A	975	30.0	21.0	14.25	11.50
TCD30B31	TPLC060A12MP12	14.5	CF/CM36A	875	29.8	20.0	14.50	11.75
TCD30B31	TPLC080B12MP12	17.5	CF/CM/CU36B	975	30.0	21.0	14.50	11.75
TCD30B31	TPLC080B12MP12	17.5	CF42B	850	29.4	19.7	14.75	12.00
TCD30B31	TPLC080C16MP12	21.0	CF/CM/CU30C	950	30.0	21.2	15.00	12.25
TCD30B31	TPLC080C16MP12	21.0	CF/CM/CU36C	1100	30.0	22.2	15.25	12.25
TCD30B31	TPLC080C16MP12	21.0	CF/CM/CU42C	925	30.0	20.8	15.25	12.25
TCD30B31	TPLC100C16MP12	21.0	CF/CM/CU30C	950	30.0	21.2	15.00	12.25
TCD30B31	TPLC100C16MP12	21.0	CF/CM/CU36C	1100	30.0	22.2	15.25	12.25
TCD30B31	TPLC100C16MP12	21.0	CF/CM/CU42C	925	30.0	20.8	15.25	12.25
TCD30B31	TPLC100C20MP12	21.0	CF/CM/CU36C	1100	30.0	22.2	15.00	12.25
TCD30B31	TPLC100C20MP12	21.0	CF/CM/CU42C	1100	30.0	22.0	15.00	12.25
TCD30B31	TPLC120C20MP12	21.0	CF/CM/CU36C	1100	30.0	22.2	15.00	12.25
TCD30B31	TPLC120C20MP12	21.0	CF/CM/CU42C	1100	30.0	22.0	15.00	12.25
TCD30B31	CP9C060B12MP12	17.5	CF/CM/CU30B	825	29.4	19.6	14.75	12.00
TCD30B31	CP9C060B12MP12	17.5	CF/CM/CU36B	950	30.0	21.0	15.00	12.00
TCD30B31	CP9C060B12MP12	17.5	CF42B	925	30.0	20.8	15.25	12.50
TCD30B31	CP9C080B12MP12	17.5	CF/CM/CU30B	825	29.4	19.6	14.75	12.00

Continued on next page.

**COOLING CAPACITY - With High Efficiency Motor Furnaces<sup>1</sup> (Continued)**

UNIT MODEL	FURNACE		COIL MODEL <sup>2</sup>	COOLING				
	MODEL	WIDTH		RATED CFM	NET MBH		SEER	EER
					TOTAL	SENS.		
TCD30B31	CP9C080B12MP12	17.5	CF/CM/CU36B	950	30.0	21.0	15.00	12.00
TCD30B31	CP9C080B12MP12	17.5	CF42B	925	30.0	20.8	15.25	12.50
TCD30B31	CP9C080C16MP12	21.0	CF/CM/CU30C	950	30.0	21.0	15.50	12.50
TCD30B31	CP9C080C16MP12	21.0	CF/CM/CU36C	975	30.0	21.2	15.50	12.50
TCD30B31	CP9C080C16MP12	21.0	CF/CM/CU42C	975	30.0	21.2	15.75	12.50
TCD30B31	CP9C100C16MP12	21.0	CF/CM/CU30C	950	30.0	21.0	15.50	12.50
TCD30B31	CP9C100C16MP12	21.0	CF/CM/CU36C	975	30.0	21.2	15.50	12.50
TCD30B31	CP9C100C16MP12	21.0	CF/CM/CU42C	975	30.0	21.2	15.75	12.50
TCD30B31	CP9C100C20MP12	21.0	CF/CM/CU30C	1075	30.0	21.8	15.00	12.25
TCD30B31	CP9C100C20MP12	21.0	CF/CM/CU36C	1075	30.0	21.8	15.25	12.00
TCD30B31	CP9C120D20MP12	24.5	CF/CM/CU36D	1125	30.0	22.4	16.00	12.75
TCD30B31	CP9C120D20MP12	24.5	CF/CM/CU42D	1125	30.0	22.6	15.50	12.50
TCD30B31	CPLC060A12MP12	14.5	CF/CM/CU30A	975	30.0	21.0	14.25	11.50
TCD30B31	CPLC060A12MP12	14.5	CF/CM36A	875	29.8	20.0	14.50	11.75
TCD30B31	CPLC080B12MP12	17.5	CF/CM/CU36B	975	30.0	21.0	14.50	11.75
TCD30B31	CPLC080B12MP12	17.5	CF42B	850	29.4	19.7	14.75	12.00
TCD30B31	CPLC080C16MP12	21.0	CF/CM/CU30C	950	30.0	21.2	15.00	12.25
TCD30B31	CPLC080C16MP12	21.0	CF/CM/CU36C	1100	30.0	22.2	15.25	12.25
TCD30B31	CPLC080C16MP12	21.0	CF/CM/CU42C	925	30.0	20.8	15.25	12.25
TCD30B31	CPLC100C16MP12	21.0	CF/CM/CU30C	950	30.0	21.2	15.00	12.25
TCD30B31	CPLC100C16MP12	21.0	CF/CM/CU36C	1100	30.0	22.2	15.25	12.25
TCD30B31	CPLC100C16MP12	21.0	CF/CM/CU42C	925	30.0	20.8	15.25	12.25
TCD30B31	CPLC100C20MP12	21.0	CF/CM/CU36C	1100	30.0	22.2	15.00	12.25
TCD30B31	CPLC100C20MP12	21.0	CF/CM/CU42C	1100	30.0	22.0	15.00	12.25
TCD30B31	CPLC120C20MP12	21.0	CF/CM/CU36C	1100	30.0	22.2	15.00	12.25
TCD30B31	CPLC120C20MP12	21.0	CF/CM/CU42C	1100	30.0	22.0	15.00	12.25
TCD30B41	TM8V060A12MP11	14.5	CF/CM/CU30A	975	29.8	21.0	14.25	11.50
TCD30B41	TM8V060A12MP11	14.5	CF/CM36A	875	29.8	20.0	14.50	11.75
TCD30B41	TM8V080B12MP11	17.5	CF/CM/CU36B	975	30.0	21.0	14.50	11.75
TCD30B41	TM8V080B12MP11	17.5	CF42B	850	29.4	19.6	14.75	12.00
TCD30B41	TM8V080C16MP11	21.0	CF/CM/CU30C	950	30.0	21.2	15.00	12.25
TCD30B41	TM8V080C16MP11	21.0	CF/CM/CU36C	1100	30.0	22.2	15.25	12.25
TCD30B41	TM8V080C16MP11	21.0	CF/CM/CU42C	925	30.0	20.8	15.25	12.25
TCD30B41	TM8V100C16MP11	21.0	CF/CM/CU30C	950	30.0	21.2	15.00	12.25
TCD30B41	TM8V100C16MP11	21.0	CF/CM/CU36C	1100	30.0	22.2	15.25	12.25
TCD30B41	TM8V100C16MP11	21.0	CF/CM/CU42C	925	30.0	20.8	15.25	12.25
TCD30B41	TM8V100C20MP11	21.0	CF/CM/CU36C	1100	30.0	22.0	15.00	12.25
TCD30B41	TM8V100C20MP11	21.0	CF/CM/CU42C	1100	30.0	22.2	15.00	12.25
TCD30B41	TM8V120C20MP11	21.0	CF/CM/CU36C	1100	30.0	22.0	15.00	12.25
TCD30B41	TM8V120C20MP11	21.0	CF/CM/CU42C	1100	30.0	22.2	15.00	12.25
TCD30B41	TM8X060A12MP11	14.5	CF/CM/CU30A	1000	30.0	21.4	14.75	11.75
TCD30B41	TM8X060A12MP11	14.5	CF/CM36A	975	30.0	21.2	14.75	12.00
TCD30B41	TM8X080B12MP11	17.5	CF/CM/CU30B	1000	30.0	21.6	14.75	11.75
TCD30B41	TM8X080B12MP11	17.5	CF/CM/CU36B	1000	30.0	21.4	15.00	12.25
TCD30B41	TM8X080B12MP11	17.5	CF42B	1000	30.0	21.4	14.75	12.00
TCD30B41	TM8X080C16MP11	21.0	CF/CM/CU30C	1050	30.0	21.8	15.25	12.25
TCD30B41	TM8X080C16MP11	21.0	CF/CM/CU30D	1075	30.0	21.8	15.50	12.50
TCD30B41	TM8X080C16MP11	21.0	CF/CM/CU36C	1050	30.0	21.6	15.50	12.50
TCD30B41	TM8X080C16MP11	21.0	CF/CM/CU36D	1075	30.0	22.0	15.75	12.50
TCD30B41	TM8X080C16MP11	21.0	CF/CM/CU42C	1050	30.0	21.6	15.50	12.50
TCD30B41	TM8X080C16MP11	21.0	CF/CM/CU42D	1075	30.0	22.0	15.75	12.50
TCD30B41	TM8X100C16MP11	21.0	CF/CM/CU30C	1050	30.0	21.8	15.25	12.25

Continued on next page.

**COOLING CAPACITY - With High Efficiency Motor Furnaces<sup>1</sup> (Continued)**

UNIT MODEL	FURNACE		COIL MODEL <sup>2</sup>	COOLING				
	MODEL	WIDTH		RATED CFM	NET MBH		SEER	EER
					TOTAL	SENS.		
TCD30B41	TM8X100C16MP11	21.0	CF/CM/CU30D	1075	30.0	21.8	15.50	12.50
TCD30B41	TM8X100C16MP11	21.0	CF/CM/CU36C	1050	30.0	21.6	15.50	12.50
TCD30B41	TM8X100C16MP11	21.0	CF/CM/CU36D	1075	30.0	22.0	15.75	12.50
TCD30B41	TM8X100C16MP11	21.0	CF/CM/CU42C	1050	30.0	21.6	15.50	12.50
TCD30B41	TM8X100C16MP11	21.0	CF/CM/CU42D	1075	30.0	22.0	15.75	12.50
TCD30B41	TM8X100C20MP11	21.0	CF/CM/CU30C	1075	30.0	21.8	15.25	12.25
TCD30B41	TM8X100C20MP11	21.0	CF/CM/CU30D	1050	30.0	21.8	15.25	12.25
TCD30B41	TM8X100C20MP11	21.0	CF/CM/CU36C	1075	30.0	22.0	15.75	12.50
TCD30B41	TM8X100C20MP11	21.0	CF/CM/CU36D	1100	30.0	22.4	15.75	12.50
TCD30B41	TM8X100C20MP11	21.0	CF/CM/CU42C	1075	30.0	22.0	15.75	12.50
TCD30B41	TM8X100C20MP11	21.0	CF/CM/CU42D	1100	30.0	22.2	15.75	12.50
TCD30B41	TM8X120C20MP11	21.0	CF/CM/CU30C	1075	30.0	21.8	15.25	12.25
TCD30B41	TM8X120C20MP11	21.0	CF/CM/CU30D	1050	30.0	21.8	15.25	12.25
TCD30B41	TM8X120C20MP11	21.0	CF/CM/CU36C	1075	30.0	22.0	15.75	12.50
TCD30B41	TM8X120C20MP11	21.0	CF/CM/CU36D	1100	30.0	22.4	15.75	12.50
TCD30B41	TM8X120C20MP11	21.0	CF/CM/CU42C	1075	30.0	22.0	15.75	12.50
TCD30B41	TM8X120C20MP11	21.0	CF/CM/CU42D	1100	30.0	22.2	15.75	12.50
TCD30B41	TM8Y060A12MP11	14.5	CF/CM/CU30A	1000	30.0	21.4	14.75	11.75
TCD30B41	TM8Y060A12MP11	14.5	CF/CM36A	975	30.0	21.2	14.75	12.00
TCD30B41	TM8Y080B12MP11	17.5	CF/CM/CU30B	1000	30.0	21.6	14.75	11.75
TCD30B41	TM8Y080B12MP11	17.5	CF/CM/CU36B	1000	30.0	21.4	15.00	12.25
TCD30B41	TM8Y080B12MP11	17.5	CF42B	1000	30.0	21.4	14.75	12.00
TCD30B41	TM8Y080C16MP11	21.0	CF/CM/CU30C	1050	30.0	21.8	15.25	12.25
TCD30B41	TM8Y080C16MP11	21.0	CF/CM/CU30D	1075	30.0	21.8	15.50	12.50
TCD30B41	TM8Y080C16MP11	21.0	CF/CM/CU36C	1050	30.0	21.6	15.50	12.50
TCD30B41	TM8Y080C16MP11	21.0	CF/CM/CU36D	1075	30.0	22.0	15.75	12.50
TCD30B41	TM8Y080C16MP11	21.0	CF/CM/CU42C	1050	30.0	21.6	15.50	12.50
TCD30B41	TM8Y080C16MP11	21.0	CF/CM/CU42D	1075	30.0	22.0	15.75	12.50
TCD30B41	TM8Y100C16MP11	21.0	CF/CM/CU30C	1050	30.0	21.8	15.25	12.25
TCD30B41	TM8Y100C16MP11	21.0	CF/CM/CU30D	1075	30.0	21.8	15.50	12.50
TCD30B41	TM8Y100C16MP11	21.0	CF/CM/CU36C	1050	30.0	21.6	15.50	12.50
TCD30B41	TM8Y100C16MP11	21.0	CF/CM/CU36D	1075	30.0	22.0	15.75	12.50
TCD30B41	TM8Y100C16MP11	21.0	CF/CM/CU42C	1050	30.0	21.6	15.50	12.50
TCD30B41	TM8Y100C16MP11	21.0	CF/CM/CU42D	1075	30.0	22.0	15.75	12.50
TCD30B41	TM8Y100C20MP11	21.0	CF/CM/CU30C	1075	30.0	21.8	15.25	12.25
TCD30B41	TM8Y100C20MP11	21.0	CF/CM/CU30D	1050	30.0	21.8	15.25	12.25
TCD30B41	TM8Y100C20MP11	21.0	CF/CM/CU36C	1075	30.0	22.0	15.75	12.50
TCD30B41	TM8Y100C20MP11	21.0	CF/CM/CU36D	1100	30.0	22.4	15.75	12.50
TCD30B41	TM8Y100C20MP11	21.0	CF/CM/CU42C	1075	30.0	22.0	15.75	12.50
TCD30B41	TM8Y100C20MP11	21.0	CF/CM/CU42D	1100	30.0	22.2	15.75	12.50
TCD30B41	TM8Y120C20MP11	21.0	CF/CM/CU30C	1075	30.0	21.8	15.25	12.25
TCD30B41	TM8Y120C20MP11	21.0	CF/CM/CU30D	1050	30.0	21.8	15.25	12.25
TCD30B41	TM8Y120C20MP11	21.0	CF/CM/CU36C	1075	30.0	22.0	15.75	12.50
TCD30B41	TM8Y120C20MP11	21.0	CF/CM/CU36D	1100	30.0	22.4	15.75	12.50
TCD30B41	TM8Y120C20MP11	21.0	CF/CM/CU42C	1075	30.0	22.0	15.75	12.50
TCD30B41	TM8Y120C20MP11	21.0	CF/CM/CU42D	1100	30.0	22.2	15.75	12.50
TCD30B41	TM9E040A10MP11	14.5	CF/CM/CU30A	875	29.2	19.8	14.00	11.25
TCD30B41	TM9E040A10MP11	14.5	CF/CM36A	875	29.6	19.9	14.25	11.50
TCD30B41	TM9E060B12MP11	17.5	CF/CM/CU30B	900	29.6	20.4	14.75	12.00
TCD30B41	TM9E060B12MP11	17.5	CF/CM/CU36B	900	30.0	20.6	15.00	12.25
TCD30B41	TM9E060B12MP11	17.5	CF42B	900	30.0	20.4	15.00	12.25
TCD30B41	TM9E080B12MP11	17.5	CF/CM/CU30B	900	29.6	20.4	14.75	12.00

Continued on next page.

**COOLING CAPACITY - With High Efficiency Motor Furnaces<sup>1</sup> (Continued)**

UNIT MODEL	FURNACE		COIL MODEL <sup>2</sup>	COOLING				
	MODEL	WIDTH		RATED CFM	NET MBH		SEER	EER
					TOTAL	SENS.		
TCD30B41	TM9E080B12MP11	17.5	CF/CM/CU36B	900	30.0	20.6	15.00	12.25
TCD30B41	TM9E080B12MP11	17.5	CF42B	900	30.0	20.4	15.00	12.25
TCD30B41	TM9E080C16MP11	21.0	CF/CM/CU30C	1075	30.0	22.0	15.00	12.25
TCD30B41	TM9E080C16MP11	21.0	CF/CM/CU30D	1050	30.0	22.0	15.00	12.25
TCD30B41	TM9E080C16MP11	21.0	CF/CM/CU36C	1025	30.0	21.4	15.00	12.25
TCD30B41	TM9E080C16MP11	21.0	CF/CM/CU42C	1000	30.0	21.2	15.00	12.25
TCD30B41	TM9E100C16MP11	21.0	CF/CM/CU30C	1075	30.0	22.0	15.00	12.25
TCD30B41	TM9E100C16MP11	21.0	CF/CM/CU30D	1050	30.0	22.0	15.00	12.25
TCD30B41	TM9E100C16MP11	21.0	CF/CM/CU36C	1025	30.0	21.4	15.00	12.25
TCD30B41	TM9E100C16MP11	21.0	CF/CM/CU42C	1000	30.0	21.2	15.00	12.25
TCD30B41	TM9E100C20MP11	21.0	CF/CM/CU30C	975	30.0	21.2	15.50	12.50
TCD30B41	TM9E100C20MP11	21.0	CF/CM/CU36C	975	30.0	21.2	15.75	12.50
TCD30B41	TM9E100C20MP11	21.0	CF/CM/CU42C	975	30.0	21.2	15.75	12.50
TCD30B41	TM9E120D20MP11	24.5	CF/CM/CU30D	975	30.0	21.4	15.75	12.50
TCD30B41	TM9E120D20MP11	24.5	CF/CM/CU36D	975	30.0	21.0	16.00	12.75
TCD30B41	TM9E120D20MP11	24.5	CF/CM/CU42D	975	30.0	21.2	16.00	12.75
TCD30B41	TM9V060B12MP11	17.5	CF/CM/CU30B	825	29.4	19.5	14.75	12.00
TCD30B41	TM9V060B12MP11	17.5	CF/CM/CU36B	950	30.0	21.0	15.00	12.00
TCD30B41	TM9V060B12MP11	17.5	CF42B	925	30.0	20.8	15.25	12.50
TCD30B41	TM9V080B12MP11	17.5	CF/CM/CU30B	825	29.4	19.5	14.75	12.00
TCD30B41	TM9V080B12MP11	17.5	CF/CM/CU36B	950	30.0	21.0	15.00	12.00
TCD30B41	TM9V080B12MP11	17.5	CF42B	925	30.0	20.8	15.25	12.50
TCD30B41	TM9V080C16MP11	21.0	CF/CM/CU30C	950	30.0	21.0	15.25	12.50
TCD30B41	TM9V080C16MP11	21.0	CF/CM/CU36C	975	30.0	21.0	15.50	12.50
TCD30B41	TM9V080C16MP11	21.0	CF/CM/CU42C	975	30.0	21.2	15.50	12.50
TCD30B41	TM9V100C16MP11	21.0	CF/CM/CU30C	950	30.0	21.0	15.25	12.50
TCD30B41	TM9V100C16MP11	21.0	CF/CM/CU36C	975	30.0	21.0	15.50	12.50
TCD30B41	TM9V100C16MP11	21.0	CF/CM/CU42C	975	30.0	21.2	15.50	12.50
TCD30B41	TM9V100C20MP11	21.0	CF/CM/CU30C	1075	30.0	21.8	15.00	12.25
TCD30B41	TM9V100C20MP11	21.0	CF/CM/CU36C	1075	30.0	21.8	15.25	12.00
TCD30B41	TM9V120D20MP11	24.5	CF/CM/CU36D	1125	30.0	22.4	16.00	12.75
TCD30B41	TM9V120D20MP11	24.5	CF/CM/CU42D	1125	30.0	22.4	15.50	12.50
TCD30B41	TM9Y040A10MP11	14.5	CF/CM/CU30A	875	29.2	19.8	14.00	11.25
TCD30B41	TM9Y040A10MP11	14.5	CF/CM36A	875	29.6	19.9	14.25	11.50
TCD30B41	TM9Y060B12MP11	17.5	CF/CM/CU30B	900	29.6	20.4	14.75	12.00
TCD30B41	TM9Y060B12MP11	17.5	CF/CM/CU36B	900	30.0	20.6	15.00	12.25
TCD30B41	TM9Y060B12MP11	17.5	CF42B	900	30.0	20.4	15.00	12.25
TCD30B41	TM9Y080B12MP11	17.5	CF/CM/CU30B	900	29.6	20.4	14.75	12.00
TCD30B41	TM9Y080B12MP11	17.5	CF/CM/CU36B	900	30.0	20.6	15.00	12.25
TCD30B41	TM9Y080B12MP11	17.5	CF42B	900	30.0	20.4	15.00	12.25
TCD30B41	TM9Y080C16MP11	21.0	CF/CM/CU30C	1075	30.0	22.0	15.00	12.25
TCD30B41	TM9Y080C16MP11	21.0	CF/CM/CU30D	1050	30.0	22.0	15.00	12.25
TCD30B41	TM9Y080C16MP11	21.0	CF/CM/CU36C	1025	30.0	21.4	15.00	12.25
TCD30B41	TM9Y080C16MP11	21.0	CF/CM/CU42C	1000	30.0	21.2	15.00	12.25
TCD30B41	TM9Y100C16MP11	21.0	CF/CM/CU30C	1075	30.0	22.0	15.00	12.25
TCD30B41	TM9Y100C16MP11	21.0	CF/CM/CU30D	1050	30.0	22.0	15.00	12.25
TCD30B41	TM9Y100C16MP11	21.0	CF/CM/CU36C	1025	30.0	21.4	15.00	12.25
TCD30B41	TM9Y100C16MP11	21.0	CF/CM/CU42C	1000	30.0	21.2	15.00	12.25
TCD30B41	TM9Y100C20MP11	21.0	CF/CM/CU30C	975	30.0	21.2	15.50	12.50
TCD30B41	TM9Y100C20MP11	21.0	CF/CM/CU36C	975	30.0	21.2	15.75	12.50
TCD30B41	TM9Y100C20MP11	21.0	CF/CM/CU42C	975	30.0	21.2	15.75	12.50
TCD30B41	TM9Y120D20MP11	24.5	CF/CM/CU30D	975	30.0	21.4	15.75	12.50

Continued on next page.



**COOLING CAPACITY - With High Efficiency Motor Furnaces<sup>1</sup> (Continued)**

UNIT MODEL	FURNACE		COIL MODEL <sup>2</sup>	COOLING				
	MODEL	WIDTH		RATED CFM	NET MBH		SEER	EER
					TOTAL	SENS.		
TCD30B41	TM9Y120D20MP11	24.5	CF/CM/CU36D	975	30.0	21.0	16.00	12.75
TCD30B41	TM9Y120D20MP11	24.5	CF/CM/CU42D	975	30.0	21.2	16.00	12.75
TCD30B41	TMLV060A12MP11	14.5	CF/CM/CU30A	975	29.8	21.0	14.25	11.50
TCD30B41	TMLV060A12MP11	14.5	CF/CM36A	875	29.8	20.0	14.50	11.75
TCD30B41	TMLV080B12MP11	17.5	CF/CM/CU36B	975	30.0	21.0	14.50	11.75
TCD30B41	TMLV080B12MP11	17.5	CF42B	850	29.4	19.6	14.75	12.00
TCD30B41	TMLV080C16MP11	21.0	CF/CM/CU30C	950	30.0	21.2	15.00	12.25
TCD30B41	TMLV080C16MP11	21.0	CF/CM/CU36C	1100	30.0	22.2	15.25	12.25
TCD30B41	TMLV080C16MP11	21.0	CF/CM/CU42C	925	30.0	20.8	15.25	12.25
TCD30B41	TMLV100C16MP11	21.0	CF/CM/CU30C	950	30.0	21.2	15.00	12.25
TCD30B41	TMLV100C16MP11	21.0	CF/CM/CU36C	1100	30.0	22.2	15.25	12.25
TCD30B41	TMLV100C16MP11	21.0	CF/CM/CU42C	925	30.0	20.8	15.25	12.25
TCD30B41	TMLV100C20MP11	21.0	CF/CM/CU36C	1100	30.0	22.0	15.00	12.25
TCD30B41	TMLV100C20MP11	21.0	CF/CM/CU42C	1100	30.0	22.2	15.00	12.25
TCD30B41	TMLV120C20MP11	21.0	CF/CM/CU36C	1100	30.0	22.0	15.00	12.25
TCD30B41	TMLV120C20MP11	21.0	CF/CM/CU42C	1100	30.0	22.2	15.00	12.25
TCD30B41	TMLX060A12MP11	14.5	CF/CM/CU30A	1000	30.0	21.4	14.75	11.75
TCD30B41	TMLX060A12MP11	14.5	CF/CM36A	975	30.0	21.2	14.75	12.00
TCD30B41	TMLX080B12MP11	17.5	CF/CM/CU30B	1000	30.0	21.6	14.75	11.75
TCD30B41	TMLX080B12MP11	17.5	CF/CM/CU36B	1000	30.0	21.4	15.00	12.25
TCD30B41	TMLX080B12MP11	17.5	CF42B	1000	30.0	21.4	14.75	12.00
TCD30B41	TMLX080C16MP11	21.0	CF/CM/CU30C	1050	30.0	21.8	15.25	12.25
TCD30B41	TMLX080C16MP11	21.0	CF/CM/CU30D	1075	30.0	21.8	15.50	12.50
TCD30B41	TMLX080C16MP11	21.0	CF/CM/CU36C	1050	30.0	21.6	15.50	12.50
TCD30B41	TMLX080C16MP11	21.0	CF/CM/CU36D	1075	30.0	22.0	15.75	12.50
TCD30B41	TMLX080C16MP11	21.0	CF/CM/CU42C	1050	30.0	21.6	15.50	12.50
TCD30B41	TMLX080C16MP11	21.0	CF/CM/CU42D	1075	30.0	22.0	15.75	12.50
TCD30B41	TMLX100C16MP11	21.0	CF/CM/CU30C	1050	30.0	21.8	15.25	12.25
TCD30B41	TMLX100C16MP11	21.0	CF/CM/CU30D	1075	30.0	21.8	15.50	12.50
TCD30B41	TMLX100C16MP11	21.0	CF/CM/CU36C	1050	30.0	21.6	15.50	12.50
TCD30B41	TMLX100C16MP11	21.0	CF/CM/CU36D	1075	30.0	22.0	15.75	12.50
TCD30B41	TMLX100C16MP11	21.0	CF/CM/CU42C	1050	30.0	21.6	15.50	12.50
TCD30B41	TMLX100C16MP11	21.0	CF/CM/CU42D	1075	30.0	22.0	15.75	12.50
TCD30B41	TMLX100C20MP11	21.0	CF/CM/CU30C	1075	30.0	21.8	15.25	12.25
TCD30B41	TMLX100C20MP11	21.0	CF/CM/CU30D	1050	30.0	21.8	15.25	12.25
TCD30B41	TMLX100C20MP11	21.0	CF/CM/CU36C	1075	30.0	22.0	15.75	12.50
TCD30B41	TMLX100C20MP11	21.0	CF/CM/CU36D	1100	30.0	22.4	15.75	12.50
TCD30B41	TMLX100C20MP11	21.0	CF/CM/CU42C	1075	30.0	22.0	15.75	12.50
TCD30B41	TMLX100C20MP11	21.0	CF/CM/CU42D	1100	30.0	22.2	15.75	12.50
TCD30B41	TMLX120C20MP11	21.0	CF/CM/CU30C	1075	30.0	21.8	15.25	12.25
TCD30B41	TMLX120C20MP11	21.0	CF/CM/CU30D	1050	30.0	21.8	15.25	12.25
TCD30B41	TMLX120C20MP11	21.0	CF/CM/CU36C	1075	30.0	22.0	15.75	12.50
TCD30B41	TMLX120C20MP11	21.0	CF/CM/CU36D	1100	30.0	22.4	15.75	12.50
TCD30B41	TMLX120C20MP11	21.0	CF/CM/CU42C	1075	30.0	22.0	15.75	12.50
TCD30B41	TMLX120C20MP11	21.0	CF/CM/CU42D	1100	30.0	22.2	15.75	12.50
TCD30B41	TP9C060B12MP12	17.5	CF/CM/CU30B	825	29.4	19.5	14.75	12.00
TCD30B41	TP9C060B12MP12	17.5	CF/CM/CU36B	950	30.0	21.0	15.00	12.00
TCD30B41	TP9C060B12MP12	17.5	CF42B	925	30.0	20.8	15.25	12.50
TCD30B41	TP9C080B12MP12	17.5	CF/CM/CU30B	825	29.4	19.5	14.75	12.00
TCD30B41	TP9C080B12MP12	17.5	CF/CM/CU36B	950	30.0	21.0	15.00	12.00
TCD30B41	TP9C080B12MP12	17.5	CF42B	925	30.0	20.8	15.25	12.50
TCD30B41	TP9C080C16MP12	21.0	CF/CM/CU30C	950	30.0	21.0	15.25	12.50

Continued on next page.

**COOLING CAPACITY - With High Efficiency Motor Furnaces<sup>1</sup> (Continued)**

UNIT MODEL	FURNACE		COIL MODEL <sup>2</sup>	COOLING				
	MODEL	WIDTH		RATED CFM	NET MBH		SEER	EER
					TOTAL	SENS.		
TCD30B41	TP9C080C16MP12	21.0	CF/CM/CU36C	975	30.0	21.0	15.50	12.50
TCD30B41	TP9C080C16MP12	21.0	CF/CM/CU42C	975	30.0	21.2	15.50	12.50
TCD30B41	TP9C100C16MP12	21.0	CF/CM/CU30C	950	30.0	21.0	15.25	12.50
TCD30B41	TP9C100C16MP12	21.0	CF/CM/CU36C	975	30.0	21.0	15.50	12.50
TCD30B41	TP9C100C16MP12	21.0	CF/CM/CU42C	975	30.0	21.2	15.50	12.50
TCD30B41	TP9C100C20MP12	21.0	CF/CM/CU30C	1075	30.0	21.8	15.00	12.25
TCD30B41	TP9C100C20MP12	21.0	CF/CM/CU36C	1075	30.0	21.8	15.25	12.00
TCD30B41	TP9C120D20MP12	24.5	CF/CM/CU36D	1125	30.0	22.4	16.00	12.75
TCD30B41	TP9C120D20MP12	24.5	CF/CM/CU42D	1125	30.0	22.4	15.50	12.50
TCD30B41	TPLC060A12MP12	14.5	CF/CM/CU30A	975	29.8	21.0	14.25	11.50
TCD30B41	TPLC060A12MP12	14.5	CF/CM36A	875	29.8	20.0	14.50	11.75
TCD30B41	TPLC080B12MP12	17.5	CF/CM/CU36B	975	30.0	21.0	14.50	11.75
TCD30B41	TPLC080B12MP12	17.5	CF42B	850	29.4	19.6	14.75	12.00
TCD30B41	TPLC080C16MP12	21.0	CF/CM/CU30C	950	30.0	21.2	15.00	12.25
TCD30B41	TPLC080C16MP12	21.0	CF/CM/CU36C	1100	30.0	22.2	15.25	12.25
TCD30B41	TPLC080C16MP12	21.0	CF/CM/CU42C	925	30.0	20.8	15.25	12.25
TCD30B41	TPLC100C16MP12	21.0	CF/CM/CU30C	950	30.0	21.2	15.00	12.25
TCD30B41	TPLC100C16MP12	21.0	CF/CM/CU36C	1100	30.0	22.2	15.25	12.25
TCD30B41	TPLC100C16MP12	21.0	CF/CM/CU42C	925	30.0	20.8	15.25	12.25
TCD30B41	TPLC100C20MP12	21.0	CF/CM/CU36C	1100	30.0	22.0	15.00	12.25
TCD30B41	TPLC100C20MP12	21.0	CF/CM/CU42C	1100	30.0	22.2	15.00	12.25
TCD30B41	TPLC120C20MP12	21.0	CF/CM/CU36C	1100	30.0	22.0	15.00	12.25
TCD30B41	TPLC120C20MP12	21.0	CF/CM/CU42C	1100	30.0	22.2	15.00	12.25
TCD30B41	CP9C060B12MP12	17.5	CF/CM/CU30B	825	29.4	19.5	14.75	12.00
TCD30B41	CP9C060B12MP12	17.5	CF/CM/CU36B	950	30.0	21.0	15.00	12.00
TCD30B41	CP9C060B12MP12	17.5	CF42B	925	30.0	20.8	15.25	12.50
TCD30B41	CP9C080B12MP12	17.5	CF/CM/CU30B	825	29.4	19.5	14.75	12.00
TCD30B41	CP9C080B12MP12	17.5	CF/CM/CU36B	950	30.0	21.0	15.00	12.00
TCD30B41	CP9C080B12MP12	17.5	CF42B	925	30.0	20.8	15.25	12.50
TCD30B41	CP9C080C16MP12	21.0	CF/CM/CU30C	950	30.0	21.0	15.25	12.50
TCD30B41	CP9C080C16MP12	21.0	CF/CM/CU36C	975	30.0	21.0	15.50	12.50
TCD30B41	CP9C080C16MP12	21.0	CF/CM/CU42C	975	30.0	21.2	15.50	12.50
TCD30B41	CP9C100C16MP12	21.0	CF/CM/CU30C	950	30.0	21.0	15.25	12.50
TCD30B41	CP9C100C16MP12	21.0	CF/CM/CU36C	975	30.0	21.0	15.50	12.50
TCD30B41	CP9C100C16MP12	21.0	CF/CM/CU42C	975	30.0	21.2	15.50	12.50
TCD30B41	CP9C100C20MP12	21.0	CF/CM/CU30C	1075	30.0	21.8	15.00	12.25
TCD30B41	CP9C100C20MP12	21.0	CF/CM/CU36C	1075	30.0	21.8	15.25	12.00
TCD30B41	CP9C120D20MP12	24.5	CF/CM/CU36D	1125	30.0	22.4	16.00	12.75
TCD30B41	CP9C120D20MP12	24.5	CF/CM/CU42D	1125	30.0	22.4	15.50	12.50
TCD30B41	CPLC060A12MP12	14.5	CF/CM/CU30A	975	29.8	21.0	14.25	11.50
TCD30B41	CPLC060A12MP12	14.5	CF/CM36A	875	29.8	20.0	14.50	11.75
TCD30B41	CPLC080B12MP12	17.5	CF/CM/CU36B	975	30.0	21.0	14.50	11.75
TCD30B41	CPLC080B12MP12	17.5	CF42B	850	29.4	19.6	14.75	12.00
TCD30B41	CPLC080C16MP12	21.0	CF/CM/CU30C	950	30.0	21.2	15.00	12.25
TCD30B41	CPLC080C16MP12	21.0	CF/CM/CU36C	1100	30.0	22.2	15.25	12.25
TCD30B41	CPLC080C16MP12	21.0	CF/CM/CU42C	925	30.0	20.8	15.25	12.25
TCD30B41	CPLC100C16MP12	21.0	CF/CM/CU30C	950	30.0	21.2	15.00	12.25
TCD30B41	CPLC100C16MP12	21.0	CF/CM/CU36C	1100	30.0	22.2	15.25	12.25
TCD30B41	CPLC100C16MP12	21.0	CF/CM/CU42C	925	30.0	20.8	15.25	12.25
TCD30B41	CPLC100C20MP12	21.0	CF/CM/CU36C	1100	30.0	22.0	15.00	12.25
TCD30B41	CPLC100C20MP12	21.0	CF/CM/CU42C	1100	30.0	22.2	15.00	12.25
TCD30B41	CPLC120C20MP12	21.0	CF/CM/CU36C	1100	30.0	22.0	15.00	12.25
TCD30B41	CPLC120C20MP12	21.0	CF/CM/CU42C	1100	30.0	22.2	15.00	12.25

Continued on next page.

**COOLING CAPACITY - With High Efficiency Motor Furnaces<sup>1</sup> (Continued)**

UNIT MODEL	FURNACE		COIL MODEL <sup>2</sup>	COOLING				
	MODEL	WIDTH		RATED CFM	NET MBH		SEER	EER
					TOTAL	SENS.		
TCD36B31	TM8V060A12MP11	14.5	CF/CM36A	975	33.8	22.4	14.00	11.75
TCD36B31	TM8V080B12MP11	17.5	CF/CM/CU36B	1025	34.4	23.2	14.25	12.00
TCD36B31	TM8V080B12MP11	17.5	CF42B	1000	34.2	23.0	14.25	12.25
TCD36B31	TM8V080C16MP11	21.0	CF/CM/CU36C	1100	34.8	24.2	15.00	12.50
TCD36B31	TM8V080C16MP11	21.0	CF/CM/CU42C	1325	35.8	26.6	14.50	12.25
TCD36B31	TM8V080C16MP11	21.0	CF/CM/CU48C	1050	35.0	23.8	15.00	12.50
TCD36B31	TM8V080C16MP11	21.0	CF/CM/CU48D	1050	35.0	23.6	15.00	12.50
TCD36B31	TM8V100C16MP11	21.0	CF/CM/CU36C	1100	34.8	24.2	15.00	12.50
TCD36B31	TM8V100C16MP11	21.0	CF/CM/CU42C	1325	35.8	26.6	14.50	12.25
TCD36B31	TM8V100C16MP11	21.0	CF/CM/CU48C	1050	35.0	23.8	15.00	12.50
TCD36B31	TM8V100C16MP11	21.0	CF/CM/CU48D	1050	35.0	23.6	15.00	12.50
TCD36B31	TM8V100C20MP11	21.0	CF/CM/CU36C	1100	34.8	24.0	14.75	12.25
TCD36B31	TM8V100C20MP11	21.0	CF/CM/CU42C	1100	35.0	24.4	15.00	12.50
TCD36B31	TM8V100C20MP11	21.0	CF/CM/CU48C	1250	35.8	26.0	15.00	12.50
TCD36B31	TM8V100C20MP11	21.0	CF/CM/CU48D	1125	35.8	25.0	16.00	13.00
TCD36B31	TM8V120C20MP11	21.0	CF/CM/CU36C	1100	34.8	24.0	14.75	12.25
TCD36B31	TM8V120C20MP11	21.0	CF/CM/CU42C	1100	35.0	24.4	15.00	12.50
TCD36B31	TM8V120C20MP11	21.0	CF/CM/CU48C	1250	35.8	26.0	15.00	12.50
TCD36B31	TM8V120C20MP11	21.0	CF/CM/CU48D	1125	35.8	25.0	16.00	13.00
TCD36B31	TM8X060A12MP11	14.5	CF/CM36A	975	34.0	22.6	14.50	12.25
TCD36B31	TM8X080B12MP11	17.5	CF/CM/CU36B	1000	34.2	22.6	14.50	12.25
TCD36B31	TM8X080B12MP11	17.5	CF42B	1000	34.4	23.0	14.50	12.25
TCD36B31	TM8X080C16MP11	21.0	CF/CM/CU36C	1050	34.8	23.8	15.00	12.50
TCD36B31	TM8X080C16MP11	21.0	CF/CM/CU36D	1075	35.0	24.0	15.25	12.50
TCD36B31	TM8X080C16MP11	21.0	CF/CM/CU42C	1225	35.6	25.8	15.00	12.50
TCD36B31	TM8X080C16MP11	21.0	CF/CM/CU42D	1075	35.2	24.4	15.25	12.75
TCD36B31	TM8X080C16MP11	21.0	CF/CM/CU48C	1225	36.0	25.8	15.25	12.50
TCD36B31	TM8X080C16MP11	21.0	CF/CM/CU48D	1075	35.2	24.0	15.25	12.75
TCD36B31	TM8X100C16MP11	21.0	CF/CM/CU36C	1050	34.8	23.8	15.00	12.50
TCD36B31	TM8X100C16MP11	21.0	CF/CM/CU36D	1075	35.0	24.0	15.25	12.50
TCD36B31	TM8X100C16MP11	21.0	CF/CM/CU42C	1225	35.6	25.8	15.00	12.50
TCD36B31	TM8X100C16MP11	21.0	CF/CM/CU42D	1075	35.2	24.4	15.25	12.75
TCD36B31	TM8X100C16MP11	21.0	CF/CM/CU48C	1225	36.0	25.8	15.25	12.50
TCD36B31	TM8X100C16MP11	21.0	CF/CM/CU48D	1075	35.2	24.0	15.25	12.75
TCD36B31	TM8X100C20MP11	21.0	CF/CM/CU36C	1300	35.8	26.4	15.25	12.50
TCD36B31	TM8X100C20MP11	21.0	CF/CM/CU36D	1300	36.0	26.6	15.25	12.50
TCD36B31	TM8X100C20MP11	21.0	CF/CM/CU42C	1075	35.2	24.4	15.25	12.50
TCD36B31	TM8X100C20MP11	21.0	CF/CM/CU42D	1100	35.2	24.6	15.50	12.75
TCD36B31	TM8X100C20MP11	21.0	CF/CM/CU48C	1300	36.0	26.6	15.50	12.75
TCD36B31	TM8X100C20MP11	21.0	CF/CM/CU48D	1200	35.6	25.4	15.00	12.50
TCD36B31	TM8X120C20MP11	21.0	CF/CM/CU36C	1300	35.8	26.4	15.25	12.50
TCD36B31	TM8X120C20MP11	21.0	CF/CM/CU36D	1300	36.0	26.6	15.25	12.50
TCD36B31	TM8X120C20MP11	21.0	CF/CM/CU42C	1075	35.2	24.4	15.25	12.50
TCD36B31	TM8X120C20MP11	21.0	CF/CM/CU42D	1100	35.2	24.6	15.50	12.75
TCD36B31	TM8X120C20MP11	21.0	CF/CM/CU48C	1300	36.0	26.6	15.50	12.75
TCD36B31	TM8X120C20MP11	21.0	CF/CM/CU48D	1200	35.6	25.4	15.00	12.50
TCD36B31	TM8Y060A12MP11	14.5	CF/CM36A	975	34.0	22.6	14.50	12.25
TCD36B31	TM8Y080B12MP11	17.5	CF/CM/CU36B	1000	34.2	22.6	14.50	12.25
TCD36B31	TM8Y080B12MP11	17.5	CF42B	1000	34.4	23.0	14.50	12.25
TCD36B31	TM8Y080C16MP11	21.0	CF/CM/CU36C	1050	34.8	23.8	15.00	12.50
TCD36B31	TM8Y080C16MP11	21.0	CF/CM/CU36D	1075	35.0	24.0	15.25	12.50
TCD36B31	TM8Y080C16MP11	21.0	CF/CM/CU42C	1225	35.6	25.8	15.00	12.50

Continued on next page.

**COOLING CAPACITY - With High Efficiency Motor Furnaces<sup>1</sup> (Continued)**

UNIT MODEL	FURNACE		COIL MODEL <sup>2</sup>	COOLING				
	MODEL	WIDTH		RATED CFM	NET MBH		SEER	EER
					TOTAL	SENS.		
TCD36B31	TM8Y080C16MP11	21.0	CF/CM/CU42D	1075	35.2	24.4	15.25	12.75
TCD36B31	TM8Y080C16MP11	21.0	CF/CM/CU48C	1225	36.0	25.8	15.25	12.50
TCD36B31	TM8Y080C16MP11	21.0	CF/CM/CU48D	1075	35.2	24.0	15.25	12.75
TCD36B31	TM8Y100C16MP11	21.0	CF/CM/CU36C	1050	34.8	23.8	15.00	12.50
TCD36B31	TM8Y100C16MP11	21.0	CF/CM/CU36D	1075	35.0	24.0	15.25	12.50
TCD36B31	TM8Y100C16MP11	21.0	CF/CM/CU42C	1225	35.6	25.8	15.00	12.50
TCD36B31	TM8Y100C16MP11	21.0	CF/CM/CU42D	1075	35.2	24.4	15.25	12.75
TCD36B31	TM8Y100C16MP11	21.0	CF/CM/CU48C	1225	36.0	25.8	15.25	12.50
TCD36B31	TM8Y100C16MP11	21.0	CF/CM/CU48D	1075	35.2	24.0	15.25	12.75
TCD36B31	TM8Y100C20MP11	21.0	CF/CM/CU36C	1300	35.8	26.4	15.25	12.50
TCD36B31	TM8Y100C20MP11	21.0	CF/CM/CU36D	1300	36.0	26.6	15.25	12.50
TCD36B31	TM8Y100C20MP11	21.0	CF/CM/CU42C	1075	35.2	24.4	15.25	12.50
TCD36B31	TM8Y100C20MP11	21.0	CF/CM/CU42D	1100	35.2	24.6	15.50	12.75
TCD36B31	TM8Y100C20MP11	21.0	CF/CM/CU48C	1300	36.0	26.6	15.50	12.75
TCD36B31	TM8Y100C20MP11	21.0	CF/CM/CU48D	1200	35.6	25.4	15.00	12.50
TCD36B31	TM8Y120C20MP11	21.0	CF/CM/CU36C	1300	35.8	26.4	15.25	12.50
TCD36B31	TM8Y120C20MP11	21.0	CF/CM/CU36D	1300	36.0	26.6	15.25	12.50
TCD36B31	TM8Y120C20MP11	21.0	CF/CM/CU42C	1075	35.2	24.4	15.25	12.50
TCD36B31	TM8Y120C20MP11	21.0	CF/CM/CU42D	1100	35.2	24.6	15.50	12.75
TCD36B31	TM8Y120C20MP11	21.0	CF/CM/CU48C	1300	36.0	26.6	15.50	12.75
TCD36B31	TM8Y120C20MP11	21.0	CF/CM/CU48D	1200	35.6	25.4	15.00	12.50
TCD36B31	TM9E060B12MP11	17.5	CF/CM/CU36B	975	34.0	22.6	14.50	12.25
TCD36B31	TM9E060B12MP11	17.5	CF42B	975	34.4	23.0	14.50	12.25
TCD36B31	TM9E080B12MP11	17.5	CF/CM/CU36B	975	34.0	22.6	14.50	12.25
TCD36B31	TM9E080B12MP11	17.5	CF42B	975	34.4	23.0	14.50	12.25
TCD36B31	TM9E080C16MP11	21.0	CF/CM/CU36C	1075	34.8	23.6	14.75	12.25
TCD36B31	TM9E080C16MP11	21.0	CF/CM/CU36D	1075	34.8	23.6	15.00	12.50
TCD36B31	TM9E080C16MP11	21.0	CF/CM/CU42C	1075	35.0	24.0	15.00	12.75
TCD36B31	TM9E080C16MP11	21.0	CF/CM/CU42D	1075	35.0	24.0	15.00	12.50
TCD36B31	TM9E080C16MP11	21.0	CF/CM/CU48C	1075	35.0	24.0	15.00	12.50
TCD36B31	TM9E080C16MP11	21.0	CF/CM/CU48D	1075	35.0	24.0	15.25	12.50
TCD36B31	TM9E100C16MP11	21.0	CF/CM/CU36C	1075	34.8	23.6	14.75	12.25
TCD36B31	TM9E100C16MP11	21.0	CF/CM/CU36D	1075	34.8	23.6	15.00	12.50
TCD36B31	TM9E100C16MP11	21.0	CF/CM/CU42C	1075	35.0	24.0	15.00	12.75
TCD36B31	TM9E100C16MP11	21.0	CF/CM/CU42D	1075	35.0	24.0	15.00	12.50
TCD36B31	TM9E100C16MP11	21.0	CF/CM/CU48C	1075	35.0	24.0	15.00	12.50
TCD36B31	TM9E100C16MP11	21.0	CF/CM/CU48D	1075	35.0	24.0	15.25	12.50
TCD36B31	TM9E100C20MP11	21.0	CF/CM/CU36C	975	34.4	22.8	15.00	12.50
TCD36B31	TM9E100C20MP11	21.0	CF/CM/CU36D	975	34.4	22.8	15.00	12.75
TCD36B31	TM9E100C20MP11	21.0	CF/CM/CU42C	1250	35.8	26.2	15.00	12.50
TCD36B31	TM9E100C20MP11	21.0	CF/CM/CU42D	975	34.6	23.2	15.25	12.75
TCD36B31	TM9E100C20MP11	21.0	CF/CM/CU48C	975	34.8	23.0	15.25	12.75
TCD36B31	TM9E100C20MP11	21.0	CF/CM/CU48D	1000	34.8	23.0	15.50	12.75
TCD36B31	TM9E120D20MP11	24.5	CF/CM/CU36D	1275	35.8	26.2	15.25	12.50
TCD36B31	TM9E120D20MP11	24.5	CF/CM/CU42D	1275	36.0	26.2	15.25	12.50
TCD36B31	TM9E120D20MP11	24.5	CF/CM/CU48D	1275	36.0	26.4	15.50	12.75
TCD36B31	TM9V060B12MP11	17.5	CF/CM/CU36B	1050	34.4	23.4	14.50	12.25
TCD36B31	TM9V060B12MP11	17.5	CF42B	1175	35.2	25.0	14.50	12.25
TCD36B31	TM9V080B12MP11	17.5	CF/CM/CU36B	1050	34.4	23.4	14.50	12.25
TCD36B31	TM9V080B12MP11	17.5	CF42B	1175	35.2	25.0	14.50	12.25
TCD36B31	TM9V080C16MP11	21.0	CF/CM/CU36C	975	34.2	22.8	15.00	12.50
TCD36B31	TM9V080C16MP11	21.0	CF/CM/CU42C	975	34.6	23.2	15.00	12.50

Continued on next page.

**COOLING CAPACITY - With High Efficiency Motor Furnaces<sup>1</sup> (Continued)**

UNIT MODEL	FURNACE		COIL MODEL <sup>2</sup>	COOLING				
	MODEL	WIDTH		RATED CFM	NET MBH		SEER	EER
					TOTAL	SENS.		
TCD36B31	TM9V080C16MP11	21.0	CF/CM/CU48C	1275	35.8	26.2	14.75	12.25
TCD36B31	TM9V080C16MP11	21.0	CF/CM/CU48D	1200	35.8	25.6	15.25	12.50
TCD36B31	TM9V100C16MP11	21.0	CF/CM/CU36C	975	34.2	22.8	15.00	12.50
TCD36B31	TM9V100C16MP11	21.0	CF/CM/CU42C	975	34.6	23.2	15.00	12.50
TCD36B31	TM9V100C16MP11	21.0	CF/CM/CU48C	1275	35.8	26.2	14.75	12.25
TCD36B31	TM9V100C16MP11	21.0	CF/CM/CU48D	1200	35.8	25.6	15.25	12.50
TCD36B31	TM9V100C20MP11	21.0	CF/CM/CU36C	1075	34.8	23.8	14.75	12.25
TCD36B31	TM9V100C20MP11	21.0	CF/CM/CU42C	1275	35.6	26.0	14.50	12.25
TCD36B31	TM9V100C20MP11	21.0	CF/CM/CU48C	1200	35.6	25.2	14.75	12.25
TCD36B31	TM9V100C20MP11	21.0	CF/CM/CU48D	1250	35.8	26.0	15.00	12.25
TCD36B31	TM9V120D20MP11	24.5	CF/CM/CU36D	1125	35.4	24.8	15.50	12.75
TCD36B31	TM9V120D20MP11	24.5	CF/CM/CU42D	1125	35.2	24.8	15.00	12.50
TCD36B31	TM9V120D20MP11	24.5	CF/CM/CU48D	1250	36.0	26.0	15.25	12.50
TCD36B31	TM9Y060B12MP11	17.5	CF/CM/CU36B	975	34.0	22.6	14.50	12.25
TCD36B31	TM9Y060B12MP11	17.5	CF42B	975	34.4	23.0	14.50	12.25
TCD36B31	TM9Y080B12MP11	17.5	CF/CM/CU36B	975	34.0	22.6	14.50	12.25
TCD36B31	TM9Y080B12MP11	17.5	CF42B	975	34.4	23.0	14.50	12.25
TCD36B31	TM9Y080C16MP11	21.0	CF/CM/CU36C	1075	34.8	23.6	14.75	12.25
TCD36B31	TM9Y080C16MP11	21.0	CF/CM/CU36D	1075	34.8	23.6	15.00	12.50
TCD36B31	TM9Y080C16MP11	21.0	CF/CM/CU42C	1075	35.0	24.0	15.00	12.75
TCD36B31	TM9Y080C16MP11	21.0	CF/CM/CU42D	1075	35.0	24.0	15.00	12.50
TCD36B31	TM9Y080C16MP11	21.0	CF/CM/CU48C	1075	35.0	24.0	15.00	12.50
TCD36B31	TM9Y080C16MP11	21.0	CF/CM/CU48D	1075	35.0	24.0	15.25	12.50
TCD36B31	TM9Y100C16MP11	21.0	CF/CM/CU36C	1075	34.8	23.6	14.75	12.25
TCD36B31	TM9Y100C16MP11	21.0	CF/CM/CU36D	1075	34.8	23.6	15.00	12.50
TCD36B31	TM9Y100C16MP11	21.0	CF/CM/CU42C	1075	35.0	24.0	15.00	12.75
TCD36B31	TM9Y100C16MP11	21.0	CF/CM/CU42D	1075	35.0	24.0	15.00	12.50
TCD36B31	TM9Y100C16MP11	21.0	CF/CM/CU48C	1075	35.0	24.0	15.00	12.50
TCD36B31	TM9Y100C16MP11	21.0	CF/CM/CU48D	1075	35.0	24.0	15.25	12.50
TCD36B31	TM9Y100C20MP11	21.0	CF/CM/CU36C	975	34.4	22.8	15.00	12.50
TCD36B31	TM9Y100C20MP11	21.0	CF/CM/CU36D	975	34.4	22.8	15.00	12.75
TCD36B31	TM9Y100C20MP11	21.0	CF/CM/CU42C	1250	35.8	26.2	15.00	12.50
TCD36B31	TM9Y100C20MP11	21.0	CF/CM/CU42D	975	34.6	23.2	15.25	12.75
TCD36B31	TM9Y100C20MP11	21.0	CF/CM/CU48C	975	34.8	23.0	15.25	12.75
TCD36B31	TM9Y100C20MP11	21.0	CF/CM/CU48D	1000	34.8	23.0	15.50	12.75
TCD36B31	TM9Y120D20MP11	24.5	CF/CM/CU36D	1275	35.8	26.2	15.25	12.50
TCD36B31	TM9Y120D20MP11	24.5	CF/CM/CU42D	1275	36.0	26.2	15.25	12.50
TCD36B31	TM9Y120D20MP11	24.5	CF/CM/CU48D	1275	36.0	26.4	15.50	12.75
TCD36B31	TMLV060A12MP11	14.5	CF/CM36A	975	33.8	22.4	14.00	11.75
TCD36B31	TMLV080B12MP11	17.5	CF/CM/CU36B	1025	34.4	23.2	14.25	12.00
TCD36B31	TMLV080B12MP11	17.5	CF42B	1000	34.2	23.0	14.25	12.25
TCD36B31	TMLV080C16MP11	21.0	CF/CM/CU36C	1100	34.8	24.2	15.00	12.50
TCD36B31	TMLV080C16MP11	21.0	CF/CM/CU42C	1325	35.8	26.6	14.50	12.25
TCD36B31	TMLV080C16MP11	21.0	CF/CM/CU48C	1050	35.0	23.8	15.00	12.50
TCD36B31	TMLV080C16MP11	21.0	CF/CM/CU48D	1050	35.0	23.6	15.00	12.50
TCD36B31	TMLV100C16MP11	21.0	CF/CM/CU36C	1100	34.8	24.2	15.00	12.50
TCD36B31	TMLV100C16MP11	21.0	CF/CM/CU42C	1325	35.8	26.6	14.50	12.25
TCD36B31	TMLV100C16MP11	21.0	CF/CM/CU48C	1050	35.0	23.8	15.00	12.50
TCD36B31	TMLV100C16MP11	21.0	CF/CM/CU48D	1050	35.0	23.6	15.00	12.50
TCD36B31	TMLV100C20MP11	21.0	CF/CM/CU36C	1100	34.8	24.0	14.75	12.25
TCD36B31	TMLV100C20MP11	21.0	CF/CM/CU42C	1100	35.0	24.4	15.00	12.50
TCD36B31	TMLV100C20MP11	21.0	CF/CM/CU48C	1250	35.8	26.0	15.00	12.50

Continued on next page.

**COOLING CAPACITY - With High Efficiency Motor Furnaces<sup>1</sup> (Continued)**

UNIT MODEL	FURNACE		COIL MODEL <sup>2</sup>	COOLING				
	MODEL	WIDTH		RATED CFM	NET MBH		SEER	EER
					TOTAL	SENS.		
TCD36B31	TMLV100C20MP11	21.0	CF/CM/CU48D	1125	35.8	25.0	16.00	13.00
TCD36B31	TMLV120C20MP11	21.0	CF/CM/CU36C	1100	34.8	24.0	14.75	12.25
TCD36B31	TMLV120C20MP11	21.0	CF/CM/CU42C	1100	35.0	24.4	15.00	12.50
TCD36B31	TMLV120C20MP11	21.0	CF/CM/CU48C	1250	35.8	26.0	15.00	12.50
TCD36B31	TMLV120C20MP11	21.0	CF/CM/CU48D	1125	35.8	25.0	16.00	13.00
TCD36B31	TMLX060A12MP11	14.5	CF/CM36A	975	34.0	22.6	14.50	12.25
TCD36B31	TMLX080B12MP11	17.5	CF/CM/CU36B	1000	34.2	22.6	14.50	12.25
TCD36B31	TMLX080B12MP11	17.5	CF42B	1000	34.4	23.0	14.50	12.25
TCD36B31	TMLX080C16MP11	21.0	CF/CM/CU36C	1050	34.8	23.8	15.00	12.50
TCD36B31	TMLX080C16MP11	21.0	CF/CM/CU36D	1075	35.0	24.0	15.25	12.50
TCD36B31	TMLX080C16MP11	21.0	CF/CM/CU42C	1225	35.6	25.8	15.00	12.50
TCD36B31	TMLX080C16MP11	21.0	CF/CM/CU42D	1075	35.2	24.4	15.25	12.75
TCD36B31	TMLX080C16MP11	21.0	CF/CM/CU48C	1225	36.0	25.8	15.25	12.50
TCD36B31	TMLX080C16MP11	21.0	CF/CM/CU48D	1075	35.2	24.0	15.25	12.75
TCD36B31	TMLX100C16MP11	21.0	CF/CM/CU36C	1050	34.8	23.8	15.00	12.50
TCD36B31	TMLX100C16MP11	21.0	CF/CM/CU36D	1075	35.0	24.0	15.25	12.50
TCD36B31	TMLX100C16MP11	21.0	CF/CM/CU42C	1225	35.6	25.8	15.00	12.50
TCD36B31	TMLX100C16MP11	21.0	CF/CM/CU42D	1075	35.2	24.4	15.25	12.75
TCD36B31	TMLX100C16MP11	21.0	CF/CM/CU48C	1225	36.0	25.8	15.25	12.50
TCD36B31	TMLX100C16MP11	21.0	CF/CM/CU48D	1075	35.2	24.0	15.25	12.75
TCD36B31	TMLX100C20MP11	21.0	CF/CM/CU36C	1300	35.8	26.4	15.25	12.50
TCD36B31	TMLX100C20MP11	21.0	CF/CM/CU36D	1300	36.0	26.6	15.25	12.50
TCD36B31	TMLX100C20MP11	21.0	CF/CM/CU42C	1075	35.2	24.4	15.25	12.50
TCD36B31	TMLX100C20MP11	21.0	CF/CM/CU42D	1100	35.2	24.6	15.50	12.75
TCD36B31	TMLX100C20MP11	21.0	CF/CM/CU48C	1300	36.0	26.6	15.50	12.75
TCD36B31	TMLX100C20MP11	21.0	CF/CM/CU48D	1200	35.6	25.4	15.00	12.50
TCD36B31	TMLX120C20MP11	21.0	CF/CM/CU36C	1300	35.8	26.4	15.25	12.50
TCD36B31	TMLX120C20MP11	21.0	CF/CM/CU36D	1300	36.0	26.6	15.25	12.50
TCD36B31	TMLX120C20MP11	21.0	CF/CM/CU42C	1075	35.2	24.4	15.25	12.50
TCD36B31	TMLX120C20MP11	21.0	CF/CM/CU42D	1100	35.2	24.6	15.50	12.75
TCD36B31	TMLX120C20MP11	21.0	CF/CM/CU48C	1300	36.0	26.6	15.50	12.75
TCD36B31	TMLX120C20MP11	21.0	CF/CM/CU48D	1200	35.6	25.4	15.00	12.50
TCD36B31	TP9C060B12MP12	17.5	CF/CM/CU36B	1050	34.4	23.4	14.50	12.25
TCD36B31	TP9C060B12MP12	17.5	CF42B	1175	35.2	25.0	14.50	12.25
TCD36B31	TP9C080B12MP12	17.5	CF/CM/CU36B	1050	34.4	23.4	14.50	12.25
TCD36B31	TP9C080B12MP12	17.5	CF42B	1175	35.2	25.0	14.50	12.25
TCD36B31	TP9C080C16MP12	21.0	CF/CM/CU36C	975	34.2	22.8	15.00	12.50
TCD36B31	TP9C080C16MP12	21.0	CF/CM/CU42C	975	34.6	23.2	15.00	12.50
TCD36B31	TP9C080C16MP12	21.0	CF/CM/CU48C	1275	35.8	26.2	14.75	12.25
TCD36B31	TP9C080C16MP12	21.0	CF/CM/CU48D	1200	35.8	25.6	15.25	12.50
TCD36B31	TP9C100C16MP12	21.0	CF/CM/CU36C	975	34.2	22.8	15.00	12.50
TCD36B31	TP9C100C16MP12	21.0	CF/CM/CU42C	975	34.6	23.2	15.00	12.50
TCD36B31	TP9C100C16MP12	21.0	CF/CM/CU48C	1275	35.8	26.2	14.75	12.25
TCD36B31	TP9C100C16MP12	21.0	CF/CM/CU48D	1200	35.8	25.6	15.25	12.50
TCD36B31	TP9C100C20MP12	21.0	CF/CM/CU36C	1075	34.8	23.8	14.75	12.25
TCD36B31	TP9C100C20MP12	21.0	CF/CM/CU42C	1275	35.6	26.0	14.50	12.25
TCD36B31	TP9C100C20MP12	21.0	CF/CM/CU48C	1200	35.6	25.2	14.75	12.25
TCD36B31	TP9C100C20MP12	21.0	CF/CM/CU48D	1250	35.8	26.0	15.00	12.25
TCD36B31	TP9C120D20MP12	24.5	CF/CM/CU36D	1125	35.4	24.8	15.50	12.75
TCD36B31	TP9C120D20MP12	24.5	CF/CM/CU42D	1125	35.2	24.8	15.00	12.50
TCD36B31	TP9C120D20MP12	24.5	CF/CM/CU48D	1250	36.0	26.0	15.25	12.50
TCD36B31	TPLC060A12MP12	14.5	CF/CM36A	975	33.8	22.4	14.00	11.75

Continued on next page.



**COOLING CAPACITY - With High Efficiency Motor Furnaces<sup>1</sup> (Continued)**

UNIT MODEL	FURNACE		COIL MODEL <sup>2</sup>	COOLING				
	MODEL	WIDTH		RATED CFM	NET MBH		SEER	EER
					TOTAL	SENS.		
TCD36B31	TPLC080B12MP12	17.5	CF/CM/CU36B	1025	34.4	23.2	14.25	12.00
TCD36B31	TPLC080B12MP12	17.5	CF42B	1000	34.2	23.0	14.25	12.25
TCD36B31	TPLC080C16MP12	21.0	CF/CM/CU36C	1100	34.8	24.2	15.00	12.50
TCD36B31	TPLC080C16MP12	21.0	CF/CM/CU42C	1325	35.8	26.6	14.50	12.25
TCD36B31	TPLC080C16MP12	21.0	CF/CM/CU48C	1050	35.0	23.8	15.00	12.50
TCD36B31	TPLC080C16MP12	21.0	CF/CM/CU48D	1050	35.0	23.6	15.00	12.50
TCD36B31	TPLC100C16MP12	21.0	CF/CM/CU36C	1100	34.8	24.2	15.00	12.50
TCD36B31	TPLC100C16MP12	21.0	CF/CM/CU42C	1325	35.8	26.6	14.50	12.25
TCD36B31	TPLC100C16MP12	21.0	CF/CM/CU48C	1050	35.0	23.8	15.00	12.50
TCD36B31	TPLC100C16MP12	21.0	CF/CM/CU48D	1050	35.0	23.6	15.00	12.50
TCD36B31	TPLC100C20MP12	21.0	CF/CM/CU36C	1100	34.8	24.0	14.75	12.25
TCD36B31	TPLC100C20MP12	21.0	CF/CM/CU42C	1100	35.0	24.4	15.00	12.50
TCD36B31	TPLC100C20MP12	21.0	CF/CM/CU48C	1250	35.8	26.0	15.00	12.50
TCD36B31	TPLC100C20MP12	21.0	CF/CM/CU48D	1125	35.8	25.0	16.00	13.00
TCD36B31	TPLC120C20MP12	21.0	CF/CM/CU36C	1100	34.8	24.0	14.75	12.25
TCD36B31	TPLC120C20MP12	21.0	CF/CM/CU42C	1100	35.0	24.4	15.00	12.50
TCD36B31	TPLC120C20MP12	21.0	CF/CM/CU48C	1250	35.8	26.0	15.00	12.50
TCD36B31	TPLC120C20MP12	21.0	CF/CM/CU48D	1125	35.8	25.0	16.00	13.00
TCD36B31	CP9C060B12MP12	17.5	CF/CM/CU36B	1050	34.4	23.4	14.50	12.25
TCD36B31	CP9C060B12MP12	17.5	CF42B	1175	35.2	25.0	14.50	12.25
TCD36B31	CP9C080B12MP12	17.5	CF/CM/CU36B	1050	34.4	23.4	14.50	12.25
TCD36B31	CP9C080B12MP12	17.5	CF42B	1175	35.2	25.0	14.50	12.25
TCD36B31	CP9C080C16MP12	21.0	CF/CM/CU36C	975	34.2	22.8	15.00	12.50
TCD36B31	CP9C080C16MP12	21.0	CF/CM/CU42C	975	34.6	23.2	15.00	12.50
TCD36B31	CP9C080C16MP12	21.0	CF/CM/CU48C	1275	35.8	26.2	14.75	12.25
TCD36B31	CP9C080C16MP12	21.0	CF/CM/CU48D	1200	35.8	25.6	15.25	12.50
TCD36B31	CP9C100C16MP12	21.0	CF/CM/CU36C	975	34.2	22.8	15.00	12.50
TCD36B31	CP9C100C16MP12	21.0	CF/CM/CU42C	975	34.6	23.2	15.00	12.50
TCD36B31	CP9C100C16MP12	21.0	CF/CM/CU48C	1275	35.8	26.2	14.75	12.25
TCD36B31	CP9C100C16MP12	21.0	CF/CM/CU48D	1200	35.8	25.6	15.25	12.50
TCD36B31	CP9C100C20MP12	21.0	CF/CM/CU36C	1075	34.8	23.8	14.75	12.25
TCD36B31	CP9C100C20MP12	21.0	CF/CM/CU42C	1275	35.6	26.0	14.50	12.25
TCD36B31	CP9C100C20MP12	21.0	CF/CM/CU48C	1200	35.6	25.2	14.75	12.25
TCD36B31	CP9C100C20MP12	21.0	CF/CM/CU48D	1250	35.8	26.0	15.00	12.25
TCD36B31	CP9C120D20MP12	24.5	CF/CM/CU36D	1125	35.4	24.8	15.50	12.75
TCD36B31	CP9C120D20MP12	24.5	CF/CM/CU42D	1125	35.2	24.8	15.00	12.50
TCD36B31	CP9C120D20MP12	24.5	CF/CM/CU48D	1250	36.0	26.0	15.25	12.50
TCD36B31	CPLC060A12MP12	14.5	CF/CM36A	975	33.8	22.4	14.00	11.75
TCD36B31	CPLC080B12MP12	17.5	CF/CM/CU36B	1025	34.4	23.2	14.25	12.00
TCD36B31	CPLC080B12MP12	17.5	CF42B	1000	34.2	23.0	14.25	12.25
TCD36B31	CPLC080C16MP12	21.0	CF/CM/CU36C	1100	34.8	24.2	15.00	12.50
TCD36B31	CPLC080C16MP12	21.0	CF/CM/CU42C	1325	35.8	26.6	14.50	12.25
TCD36B31	CPLC080C16MP12	21.0	CF/CM/CU48C	1050	35.0	23.8	15.00	12.50
TCD36B31	CPLC080C16MP12	21.0	CF/CM/CU48D	1050	35.0	23.6	15.00	12.50
TCD36B31	CPLC100C16MP12	21.0	CF/CM/CU36C	1100	34.8	24.2	15.00	12.50
TCD36B31	CPLC100C16MP12	21.0	CF/CM/CU42C	1325	35.8	26.6	14.50	12.25
TCD36B31	CPLC100C16MP12	21.0	CF/CM/CU48C	1050	35.0	23.8	15.00	12.50
TCD36B31	CPLC100C16MP12	21.0	CF/CM/CU48D	1050	35.0	23.6	15.00	12.50
TCD36B31	CPLC100C20MP12	21.0	CF/CM/CU36C	1100	34.8	24.0	14.75	12.25
TCD36B31	CPLC100C20MP12	21.0	CF/CM/CU42C	1100	35.0	24.4	15.00	12.50
TCD36B31	CPLC100C20MP12	21.0	CF/CM/CU48C	1250	35.8	26.0	15.00	12.50
TCD36B31	CPLC100C20MP12	21.0	CF/CM/CU48D	1125	35.8	25.0	16.00	13.00

Continued on next page.

**COOLING CAPACITY - With High Efficiency Motor Furnaces<sup>1</sup> (Continued)**

UNIT MODEL	FURNACE		COIL MODEL <sup>2</sup>	COOLING				
	MODEL	WIDTH		RATED CFM	NET MBH		SEER	EER
					TOTAL	SENS.		
TCD36B31	CPLC120C20MP12	21.0	CF/CM/CU36C	1100	34.8	24.0	14.75	12.25
TCD36B31	CPLC120C20MP12	21.0	CF/CM/CU42C	1100	35.0	24.4	15.00	12.50
TCD36B31	CPLC120C20MP12	21.0	CF/CM/CU48C	1250	35.8	26.0	15.00	12.50
TCD36B31	CPLC120C20MP12	21.0	CF/CM/CU48D	1125	35.8	25.0	16.00	13.00
TCD36B41	TM8V060A12MP11	14.5	CF/CM36A	975	33.8	22.4	14.00	11.75
TCD36B41	TM8V080B12MP11	17.5	CF/CM/CU36B	1025	34.4	23.2	14.25	12.00
TCD36B41	TM8V080B12MP11	17.5	CF42B	1000	34.2	23.0	14.25	12.25
TCD36B41	TM8V080C16MP11	21.0	CF/CM/CU36C	1100	34.8	24.2	15.00	12.50
TCD36B41	TM8V080C16MP11	21.0	CF/CM/CU42C	1325	35.8	26.6	14.50	12.25
TCD36B41	TM8V080C16MP11	21.0	CF/CM/CU48C	1050	35.0	23.6	15.00	12.50
TCD36B41	TM8V080C16MP11	21.0	CF/CM/CU48D	1050	35.0	23.6	15.00	12.50
TCD36B41	TM8V100C16MP11	21.0	CF/CM/CU36C	1100	34.8	24.2	15.00	12.50
TCD36B41	TM8V100C16MP11	21.0	CF/CM/CU42C	1325	35.8	26.6	14.50	12.25
TCD36B41	TM8V100C16MP11	21.0	CF/CM/CU48C	1050	35.0	23.6	15.00	12.50
TCD36B41	TM8V100C16MP11	21.0	CF/CM/CU48D	1050	35.0	23.6	15.00	12.50
TCD36B41	TM8V100C20MP11	21.0	CF/CM/CU36C	1100	34.8	24.0	14.75	12.25
TCD36B41	TM8V100C20MP11	21.0	CF/CM/CU42C	1100	35.0	24.4	15.00	12.50
TCD36B41	TM8V100C20MP11	21.0	CF/CM/CU48C	1250	35.8	25.8	15.00	12.50
TCD36B41	TM8V100C20MP11	21.0	CF/CM/CU48D	1125	35.8	25.0	16.00	13.00
TCD36B41	TM8V120C20MP11	21.0	CF/CM/CU36C	1100	34.8	24.0	14.75	12.25
TCD36B41	TM8V120C20MP11	21.0	CF/CM/CU42C	1100	35.0	24.4	15.00	12.50
TCD36B41	TM8V120C20MP11	21.0	CF/CM/CU48C	1250	35.8	25.8	15.00	12.50
TCD36B41	TM8V120C20MP11	21.0	CF/CM/CU48D	1125	35.8	25.0	16.00	13.00
TCD36B41	TM8X060A12MP11	14.5	CF/CM36A	975	34.0	22.6	14.50	12.25
TCD36B41	TM8X080B12MP11	17.5	CF/CM/CU36B	1000	34.0	22.6	14.50	12.25
TCD36B41	TM8X080B12MP11	17.5	CF42B	1000	34.4	23.2	14.50	12.25
TCD36B41	TM8X080C16MP11	21.0	CF/CM/CU36C	1050	34.8	23.6	15.00	12.50
TCD36B41	TM8X080C16MP11	21.0	CF/CM/CU36D	1075	35.0	23.8	15.25	12.50
TCD36B41	TM8X080C16MP11	21.0	CF/CM/CU42C	1225	35.6	25.6	15.00	12.50
TCD36B41	TM8X080C16MP11	21.0	CF/CM/CU42D	1075	35.0	24.2	15.25	12.75
TCD36B41	TM8X080C16MP11	21.0	CF/CM/CU48C	1225	36.0	25.8	15.25	12.50
TCD36B41	TM8X080C16MP11	21.0	CF/CM/CU48D	1075	35.2	24.0	15.25	12.75
TCD36B41	TM8X100C16MP11	21.0	CF/CM/CU36C	1050	34.8	23.6	15.00	12.50
TCD36B41	TM8X100C16MP11	21.0	CF/CM/CU36D	1075	35.0	23.8	15.25	12.50
TCD36B41	TM8X100C16MP11	21.0	CF/CM/CU42C	1225	35.6	25.6	15.00	12.50
TCD36B41	TM8X100C16MP11	21.0	CF/CM/CU42D	1075	35.0	24.2	15.25	12.75
TCD36B41	TM8X100C16MP11	21.0	CF/CM/CU48C	1225	36.0	25.8	15.25	12.50
TCD36B41	TM8X100C16MP11	21.0	CF/CM/CU48D	1075	35.2	24.0	15.25	12.75
TCD36B41	TM8X100C20MP11	21.0	CF/CM/CU36C	1300	35.8	26.4	15.25	12.50
TCD36B41	TM8X100C20MP11	21.0	CF/CM/CU36D	1300	36.0	26.6	15.25	12.50
TCD36B41	TM8X100C20MP11	21.0	CF/CM/CU42C	1075	35.0	24.2	15.25	12.50
TCD36B41	TM8X100C20MP11	21.0	CF/CM/CU42D	1100	35.2	24.6	15.50	12.75
TCD36B41	TM8X100C20MP11	21.0	CF/CM/CU48C	1300	36.0	26.6	15.50	12.75
TCD36B41	TM8X100C20MP11	21.0	CF/CM/CU48D	1200	35.6	25.2	15.00	12.50
TCD36B41	TM8X120C20MP11	21.0	CF/CM/CU36C	1300	35.8	26.4	15.25	12.50
TCD36B41	TM8X120C20MP11	21.0	CF/CM/CU36D	1300	36.0	26.6	15.25	12.50
TCD36B41	TM8X120C20MP11	21.0	CF/CM/CU42C	1075	35.0	24.2	15.25	12.50
TCD36B41	TM8X120C20MP11	21.0	CF/CM/CU42D	1100	35.2	24.6	15.50	12.75
TCD36B41	TM8X120C20MP11	21.0	CF/CM/CU48C	1300	36.0	26.6	15.50	12.75
TCD36B41	TM8X120C20MP11	21.0	CF/CM/CU48D	1200	35.6	25.2	15.00	12.50
TCD36B41	TM8Y060A12MP11	14.5	CF/CM36A	975	34.0	22.6	14.50	12.25
TCD36B41	TM8Y080B12MP11	17.5	CF/CM/CU36B	1000	34.0	22.6	14.50	12.25

Continued on next page.

**COOLING CAPACITY - With High Efficiency Motor Furnaces<sup>1</sup> (Continued)**

UNIT MODEL	FURNACE		COIL MODEL <sup>2</sup>	COOLING				
	MODEL	WIDTH		RATED CFM	NET MBH		SEER	EER
					TOTAL	SENS.		
TCD36B41	TM8Y080B12MP11	17.5	CF42B	1000	34.4	23.2	14.50	12.25
TCD36B41	TM8Y080C16MP11	21.0	CF/CM/CU36C	1050	34.8	23.6	15.00	12.50
TCD36B41	TM8Y080C16MP11	21.0	CF/CM/CU36D	1075	35.0	23.8	15.25	12.50
TCD36B41	TM8Y080C16MP11	21.0	CF/CM/CU42C	1225	35.6	25.6	15.00	12.50
TCD36B41	TM8Y080C16MP11	21.0	CF/CM/CU42D	1075	35.0	24.2	15.25	12.75
TCD36B41	TM8Y080C16MP11	21.0	CF/CM/CU48C	1225	36.0	25.8	15.25	12.50
TCD36B41	TM8Y080C16MP11	21.0	CF/CM/CU48D	1075	35.2	24.0	15.25	12.75
TCD36B41	TM8Y100C16MP11	21.0	CF/CM/CU36C	1050	34.8	23.6	15.00	12.50
TCD36B41	TM8Y100C16MP11	21.0	CF/CM/CU36D	1075	35.0	23.8	15.25	12.50
TCD36B41	TM8Y100C16MP11	21.0	CF/CM/CU42C	1225	35.6	25.6	15.00	12.50
TCD36B41	TM8Y100C16MP11	21.0	CF/CM/CU42D	1075	35.0	24.2	15.25	12.75
TCD36B41	TM8Y100C16MP11	21.0	CF/CM/CU48C	1225	36.0	25.8	15.25	12.50
TCD36B41	TM8Y100C16MP11	21.0	CF/CM/CU48D	1075	35.2	24.0	15.25	12.75
TCD36B41	TM8Y100C20MP11	21.0	CF/CM/CU36C	1300	35.8	26.4	15.25	12.50
TCD36B41	TM8Y100C20MP11	21.0	CF/CM/CU36D	1300	36.0	26.6	15.25	12.50
TCD36B41	TM8Y100C20MP11	21.0	CF/CM/CU42C	1075	35.0	24.2	15.25	12.50
TCD36B41	TM8Y100C20MP11	21.0	CF/CM/CU42D	1100	35.2	24.6	15.50	12.75
TCD36B41	TM8Y100C20MP11	21.0	CF/CM/CU48C	1300	36.0	26.6	15.50	12.75
TCD36B41	TM8Y100C20MP11	21.0	CF/CM/CU48D	1200	35.6	25.2	15.00	12.50
TCD36B41	TM8Y120C20MP11	21.0	CF/CM/CU36C	1300	35.8	26.4	15.25	12.50
TCD36B41	TM8Y120C20MP11	21.0	CF/CM/CU36D	1300	36.0	26.6	15.25	12.50
TCD36B41	TM8Y120C20MP11	21.0	CF/CM/CU42C	1075	35.0	24.2	15.25	12.50
TCD36B41	TM8Y120C20MP11	21.0	CF/CM/CU42D	1100	35.2	24.6	15.50	12.75
TCD36B41	TM8Y120C20MP11	21.0	CF/CM/CU48C	1300	36.0	26.6	15.50	12.75
TCD36B41	TM8Y120C20MP11	21.0	CF/CM/CU48D	1200	35.6	25.2	15.00	12.50
TCD36B41	TM9E060B12MP11	17.5	CF/CM/CU36B	975	34.0	22.6	14.50	12.25
TCD36B41	TM9E060B12MP11	17.5	CF42B	975	34.4	23.2	14.50	12.25
TCD36B41	TM9E080B12MP11	17.5	CF/CM/CU36B	975	34.0	22.6	14.50	12.25
TCD36B41	TM9E080B12MP11	17.5	CF42B	975	34.4	23.2	14.50	12.25
TCD36B41	TM9E080C16MP11	21.0	CF/CM/CU36C	1075	34.8	23.8	14.75	12.25
TCD36B41	TM9E080C16MP11	21.0	CF/CM/CU36D	1075	34.8	23.6	15.00	12.50
TCD36B41	TM9E080C16MP11	21.0	CF/CM/CU42C	1075	34.8	24.2	15.00	12.50
TCD36B41	TM9E080C16MP11	21.0	CF/CM/CU42D	1075	35.0	24.2	15.00	12.50
TCD36B41	TM9E080C16MP11	21.0	CF/CM/CU48C	1075	35.0	24.0	15.00	12.50
TCD36B41	TM9E080C16MP11	21.0	CF/CM/CU48D	1075	35.0	24.0	15.25	12.50
TCD36B41	TM9E100C16MP11	21.0	CF/CM/CU36C	1075	34.8	23.8	14.75	12.25
TCD36B41	TM9E100C16MP11	21.0	CF/CM/CU36D	1075	34.8	23.6	15.00	12.50
TCD36B41	TM9E100C16MP11	21.0	CF/CM/CU42C	1075	34.8	24.2	15.00	12.50
TCD36B41	TM9E100C16MP11	21.0	CF/CM/CU42D	1075	35.0	24.2	15.00	12.50
TCD36B41	TM9E100C16MP11	21.0	CF/CM/CU48C	1075	35.0	24.0	15.00	12.50
TCD36B41	TM9E100C16MP11	21.0	CF/CM/CU48D	1075	35.0	24.0	15.25	12.50
TCD36B41	TM9E100C20MP11	21.0	CF/CM/CU36C	975	34.2	22.8	15.00	12.50
TCD36B41	TM9E100C20MP11	21.0	CF/CM/CU36D	975	34.2	22.8	15.00	12.75
TCD36B41	TM9E100C20MP11	21.0	CF/CM/CU42C	1250	35.8	26.0	15.00	12.50
TCD36B41	TM9E100C20MP11	21.0	CF/CM/CU42D	975	34.6	23.2	15.25	12.75
TCD36B41	TM9E100C20MP11	21.0	CF/CM/CU48C	975	34.8	23.0	15.25	12.75
TCD36B41	TM9E100C20MP11	21.0	CF/CM/CU48D	1000	34.8	23.0	15.50	12.75
TCD36B41	TM9E120D20MP11	24.5	CF/CM/CU36D	1275	35.8	26.0	15.25	12.50
TCD36B41	TM9E120D20MP11	24.5	CF/CM/CU42D	1275	36.0	26.4	15.25	12.50
TCD36B41	TM9E120D20MP11	24.5	CF/CM/CU48D	1275	36.0	26.4	15.50	12.75
TCD36B41	TM9V060B12MP11	17.5	CF/CM/CU36B	1050	34.4	23.4	14.50	12.25
TCD36B41	TM9V060B12MP11	17.5	CF42B	1175	35.2	25.0	14.50	12.25

Continued on next page.

**COOLING CAPACITY - With High Efficiency Motor Furnaces<sup>1</sup> (Continued)**

UNIT MODEL	FURNACE		COIL MODEL <sup>2</sup>	COOLING				
	MODEL	WIDTH		RATED CFM	NET MBH		SEER	EER
					TOTAL	SENS.		
TCD36B41	TM9V080B12MP11	17.5	CF/CM/CU36B	1050	34.4	23.4	14.50	12.25
TCD36B41	TM9V080B12MP11	17.5	CF42B	1175	35.2	25.0	14.50	12.25
TCD36B41	TM9V080C16MP11	21.0	CF/CM/CU36C	975	34.2	22.6	15.00	12.50
TCD36B41	TM9V080C16MP11	21.0	CF/CM/CU42C	975	34.6	23.2	15.00	12.50
TCD36B41	TM9V080C16MP11	21.0	CF/CM/CU48C	1275	35.8	26.0	14.75	12.25
TCD36B41	TM9V080C16MP11	21.0	CF/CM/CU48D	1200	35.8	25.4	15.25	12.50
TCD36B41	TM9V100C16MP11	21.0	CF/CM/CU36C	975	34.2	22.6	15.00	12.50
TCD36B41	TM9V100C16MP11	21.0	CF/CM/CU42C	975	34.6	23.2	15.00	12.50
TCD36B41	TM9V100C16MP11	21.0	CF/CM/CU48C	1275	35.8	26.0	14.75	12.25
TCD36B41	TM9V100C16MP11	21.0	CF/CM/CU48D	1200	35.8	25.4	15.25	12.50
TCD36B41	TM9V100C20MP11	21.0	CF/CM/CU36C	1075	34.8	23.6	14.75	12.25
TCD36B41	TM9V100C20MP11	21.0	CF/CM/CU42C	1275	35.6	26.0	14.50	12.25
TCD36B41	TM9V100C20MP11	21.0	CF/CM/CU48C	1200	35.6	25.4	14.75	12.25
TCD36B41	TM9V100C20MP11	21.0	CF/CM/CU48D	1250	35.8	25.8	15.00	12.25
TCD36B41	TM9V120D20MP11	24.5	CF/CM/CU36D	1125	35.2	24.6	15.50	12.75
TCD36B41	TM9V120D20MP11	24.5	CF/CM/CU42D	1125	35.2	24.8	15.00	12.50
TCD36B41	TM9V120D20MP11	24.5	CF/CM/CU48D	1250	36.0	25.8	15.25	12.50
TCD36B41	TM9Y060B12MP11	17.5	CF/CM/CU36B	975	34.0	22.6	14.50	12.25
TCD36B41	TM9Y060B12MP11	17.5	CF42B	975	34.4	23.2	14.50	12.25
TCD36B41	TM9Y080B12MP11	17.5	CF/CM/CU36B	975	34.0	22.6	14.50	12.25
TCD36B41	TM9Y080B12MP11	17.5	CF42B	975	34.4	23.2	14.50	12.25
TCD36B41	TM9Y080C16MP11	21.0	CF/CM/CU36C	1075	34.8	23.8	14.75	12.25
TCD36B41	TM9Y080C16MP11	21.0	CF/CM/CU36D	1075	34.8	23.6	15.00	12.50
TCD36B41	TM9Y080C16MP11	21.0	CF/CM/CU42C	1075	34.8	24.2	15.00	12.50
TCD36B41	TM9Y080C16MP11	21.0	CF/CM/CU42D	1075	35.0	24.2	15.00	12.50
TCD36B41	TM9Y080C16MP11	21.0	CF/CM/CU48C	1075	35.0	24.0	15.00	12.50
TCD36B41	TM9Y080C16MP11	21.0	CF/CM/CU48D	1075	35.0	24.0	15.25	12.50
TCD36B41	TM9Y100C16MP11	21.0	CF/CM/CU36C	1075	34.8	23.8	14.75	12.25
TCD36B41	TM9Y100C16MP11	21.0	CF/CM/CU36D	1075	34.8	23.6	15.00	12.50
TCD36B41	TM9Y100C16MP11	21.0	CF/CM/CU42C	1075	34.8	24.2	15.00	12.50
TCD36B41	TM9Y100C16MP11	21.0	CF/CM/CU42D	1075	35.0	24.2	15.00	12.50
TCD36B41	TM9Y100C16MP11	21.0	CF/CM/CU48C	1075	35.0	24.0	15.00	12.50
TCD36B41	TM9Y100C16MP11	21.0	CF/CM/CU48D	1075	35.0	24.0	15.25	12.50
TCD36B41	TM9Y100C20MP11	21.0	CF/CM/CU36C	975	34.2	22.8	15.00	12.50
TCD36B41	TM9Y100C20MP11	21.0	CF/CM/CU36D	975	34.2	22.8	15.00	12.75
TCD36B41	TM9Y100C20MP11	21.0	CF/CM/CU42C	1250	35.8	26.0	15.00	12.50
TCD36B41	TM9Y100C20MP11	21.0	CF/CM/CU42D	975	34.6	23.2	15.25	12.75
TCD36B41	TM9Y100C20MP11	21.0	CF/CM/CU48C	975	34.8	23.0	15.25	12.75
TCD36B41	TM9Y100C20MP11	21.0	CF/CM/CU48D	1000	34.8	23.0	15.50	12.75
TCD36B41	TM9Y120D20MP11	24.5	CF/CM/CU36D	1275	35.8	26.0	15.25	12.50
TCD36B41	TM9Y120D20MP11	24.5	CF/CM/CU42D	1275	36.0	26.4	15.25	12.50
TCD36B41	TM9Y120D20MP11	24.5	CF/CM/CU48D	1275	36.0	26.4	15.50	12.75
TCD36B41	TMLV060A12MP11	14.5	CF/CM36A	975	33.8	22.4	14.00	11.75
TCD36B41	TMLV080B12MP11	17.5	CF/CM/CU36B	1025	34.4	23.2	14.25	12.00
TCD36B41	TMLV080B12MP11	17.5	CF42B	1000	34.2	23.0	14.25	12.25
TCD36B41	TMLV080C16MP11	21.0	CF/CM/CU36C	1100	34.8	24.2	15.00	12.50
TCD36B41	TMLV080C16MP11	21.0	CF/CM/CU42C	1325	35.8	26.6	14.50	12.25
TCD36B41	TMLV080C16MP11	21.0	CF/CM/CU48C	1050	35.0	23.6	15.00	12.50
TCD36B41	TMLV080C16MP11	21.0	CF/CM/CU48D	1050	35.0	23.6	15.00	12.50
TCD36B41	TMLV100C16MP11	21.0	CF/CM/CU36C	1100	34.8	24.2	15.00	12.50
TCD36B41	TMLV100C16MP11	21.0	CF/CM/CU42C	1325	35.8	26.6	14.50	12.25
TCD36B41	TMLV100C16MP11	21.0	CF/CM/CU48C	1050	35.0	23.6	15.00	12.50

Continued on next page.

**COOLING CAPACITY - With High Efficiency Motor Furnaces<sup>1</sup> (Continued)**

UNIT MODEL	FURNACE		COIL MODEL <sup>2</sup>	COOLING				
	MODEL	WIDTH		RATED CFM	NET MBH		SEER	EER
					TOTAL	SENS.		
TCD36B41	TMLV100C16MP11	21.0	CF/CM/CU48D	1050	35.0	23.6	15.00	12.50
TCD36B41	TMLV100C20MP11	21.0	CF/CM/CU36C	1100	34.8	24.0	14.75	12.25
TCD36B41	TMLV100C20MP11	21.0	CF/CM/CU42C	1100	35.0	24.4	15.00	12.50
TCD36B41	TMLV100C20MP11	21.0	CF/CM/CU48C	1250	35.8	25.8	15.00	12.50
TCD36B41	TMLV100C20MP11	21.0	CF/CM/CU48D	1125	35.8	25.0	16.00	13.00
TCD36B41	TMLV120C20MP11	21.0	CF/CM/CU36C	1100	34.8	24.0	14.75	12.25
TCD36B41	TMLV120C20MP11	21.0	CF/CM/CU42C	1100	35.0	24.4	15.00	12.50
TCD36B41	TMLV120C20MP11	21.0	CF/CM/CU48C	1250	35.8	25.8	15.00	12.50
TCD36B41	TMLV120C20MP11	21.0	CF/CM/CU48D	1125	35.8	25.0	16.00	13.00
TCD36B41	TMLX060A12MP11	14.5	CF/CM36A	975	34.0	22.6	14.50	12.25
TCD36B41	TMLX080B12MP11	17.5	CF/CM/CU36B	1000	34.0	22.6	14.50	12.25
TCD36B41	TMLX080B12MP11	17.5	CF42B	1000	34.4	23.2	14.50	12.25
TCD36B41	TMLX080C16MP11	21.0	CF/CM/CU36C	1050	34.8	23.6	15.00	12.50
TCD36B41	TMLX080C16MP11	21.0	CF/CM/CU36D	1075	35.0	23.8	15.25	12.50
TCD36B41	TMLX080C16MP11	21.0	CF/CM/CU42C	1225	35.6	25.6	15.00	12.50
TCD36B41	TMLX080C16MP11	21.0	CF/CM/CU42D	1075	35.0	24.2	15.25	12.75
TCD36B41	TMLX080C16MP11	21.0	CF/CM/CU48C	1225	36.0	25.8	15.25	12.50
TCD36B41	TMLX080C16MP11	21.0	CF/CM/CU48D	1075	35.2	24.0	15.25	12.75
TCD36B41	TMLX100C16MP11	21.0	CF/CM/CU36C	1050	34.8	23.6	15.00	12.50
TCD36B41	TMLX100C16MP11	21.0	CF/CM/CU36D	1075	35.0	23.8	15.25	12.50
TCD36B41	TMLX100C16MP11	21.0	CF/CM/CU42C	1225	35.6	25.6	15.00	12.50
TCD36B41	TMLX100C16MP11	21.0	CF/CM/CU42D	1075	35.0	24.2	15.25	12.75
TCD36B41	TMLX100C16MP11	21.0	CF/CM/CU48C	1225	36.0	25.8	15.25	12.50
TCD36B41	TMLX100C16MP11	21.0	CF/CM/CU48D	1075	35.2	24.0	15.25	12.75
TCD36B41	TMLX100C20MP11	21.0	CF/CM/CU36C	1300	35.8	26.4	15.25	12.50
TCD36B41	TMLX100C20MP11	21.0	CF/CM/CU36D	1300	36.0	26.6	15.25	12.50
TCD36B41	TMLX100C20MP11	21.0	CF/CM/CU42C	1075	35.0	24.2	15.25	12.50
TCD36B41	TMLX100C20MP11	21.0	CF/CM/CU42D	1100	35.2	24.6	15.50	12.75
TCD36B41	TMLX100C20MP11	21.0	CF/CM/CU48C	1300	36.0	26.6	15.50	12.75
TCD36B41	TMLX100C20MP11	21.0	CF/CM/CU48D	1200	35.6	25.2	15.00	12.50
TCD36B41	TMLX120C20MP11	21.0	CF/CM/CU36C	1300	35.8	26.4	15.25	12.50
TCD36B41	TMLX120C20MP11	21.0	CF/CM/CU36D	1300	36.0	26.6	15.25	12.50
TCD36B41	TMLX120C20MP11	21.0	CF/CM/CU42C	1075	35.0	24.2	15.25	12.50
TCD36B41	TMLX120C20MP11	21.0	CF/CM/CU42D	1100	35.2	24.6	15.50	12.75
TCD36B41	TMLX120C20MP11	21.0	CF/CM/CU48C	1300	36.0	26.6	15.50	12.75
TCD36B41	TMLX120C20MP11	21.0	CF/CM/CU48D	1200	35.6	25.2	15.00	12.50
TCD36B41	TP9C060B12MP12	17.5	CF/CM/CU36B	1050	34.4	23.4	14.50	12.25
TCD36B41	TP9C060B12MP12	17.5	CF42B	1175	35.2	25.0	14.50	12.25
TCD36B41	TP9C080B12MP12	17.5	CF/CM/CU36B	1050	34.4	23.4	14.50	12.25
TCD36B41	TP9C080B12MP12	17.5	CF42B	1175	35.2	25.0	14.50	12.25
TCD36B41	TP9C080C16MP12	21.0	CF/CM/CU36C	975	34.2	22.6	15.00	12.50
TCD36B41	TP9C080C16MP12	21.0	CF/CM/CU42C	975	34.6	23.2	15.00	12.50
TCD36B41	TP9C080C16MP12	21.0	CF/CM/CU48C	1275	35.8	26.0	14.75	12.25
TCD36B41	TP9C080C16MP12	21.0	CF/CM/CU48D	1200	35.8	25.4	15.25	12.50
TCD36B41	TP9C100C16MP12	21.0	CF/CM/CU36C	975	34.2	22.6	15.00	12.50
TCD36B41	TP9C100C16MP12	21.0	CF/CM/CU42C	975	34.6	23.2	15.00	12.50
TCD36B41	TP9C100C16MP12	21.0	CF/CM/CU48C	1275	35.8	26.0	14.75	12.25
TCD36B41	TP9C100C16MP12	21.0	CF/CM/CU48D	1200	35.8	25.4	15.25	12.50
TCD36B41	TP9C100C20MP12	21.0	CF/CM/CU36C	1075	34.8	23.6	14.75	12.25
TCD36B41	TP9C100C20MP12	21.0	CF/CM/CU42C	1275	35.6	26.0	14.50	12.25
TCD36B41	TP9C100C20MP12	21.0	CF/CM/CU48C	1200	35.6	25.4	14.75	12.25
TCD36B41	TP9C100C20MP12	21.0	CF/CM/CU48D	1250	35.8	25.8	15.00	12.25

Continued on next page.

**COOLING CAPACITY - With High Efficiency Motor Furnaces<sup>1</sup> (Continued)**

UNIT MODEL	FURNACE		COIL MODEL <sup>2</sup>	COOLING				
	MODEL	WIDTH		RATED CFM	NET MBH		SEER	EER
					TOTAL	SENS.		
TCD36B41	TP9C120D20MP12	24.5	CF/CM/CU36D	1125	35.2	24.6	15.50	12.75
TCD36B41	TP9C120D20MP12	24.5	CF/CM/CU42D	1125	35.2	24.8	15.00	12.50
TCD36B41	TP9C120D20MP12	24.5	CF/CM/CU48D	1250	36.0	25.8	15.25	12.50
TCD36B41	TPLC060A12MP12	14.5	CF/CM36A	975	33.8	22.4	14.00	11.75
TCD36B41	TPLC080B12MP12	17.5	CF/CM/CU36B	1025	34.4	23.2	14.25	12.00
TCD36B41	TPLC080B12MP12	17.5	CF42B	1000	34.2	23.0	14.25	12.25
TCD36B41	TPLC080C16MP12	21.0	CF/CM/CU36C	1100	34.8	24.2	15.00	12.50
TCD36B41	TPLC080C16MP12	21.0	CF/CM/CU42C	1325	35.8	26.6	14.50	12.25
TCD36B41	TPLC080C16MP12	21.0	CF/CM/CU48C	1050	35.0	23.6	15.00	12.50
TCD36B41	TPLC080C16MP12	21.0	CF/CM/CU48D	1050	35.0	23.6	15.00	12.50
TCD36B41	TPLC100C16MP12	21.0	CF/CM/CU36C	1100	34.8	24.2	15.00	12.50
TCD36B41	TPLC100C16MP12	21.0	CF/CM/CU42C	1325	35.8	26.6	14.50	12.25
TCD36B41	TPLC100C16MP12	21.0	CF/CM/CU48C	1050	35.0	23.6	15.00	12.50
TCD36B41	TPLC100C16MP12	21.0	CF/CM/CU48D	1050	35.0	23.6	15.00	12.50
TCD36B41	TPLC100C20MP12	21.0	CF/CM/CU36C	1100	34.8	24.0	14.75	12.25
TCD36B41	TPLC100C20MP12	21.0	CF/CM/CU42C	1100	35.0	24.4	15.00	12.50
TCD36B41	TPLC100C20MP12	21.0	CF/CM/CU48C	1250	35.8	25.8	15.00	12.50
TCD36B41	TPLC100C20MP12	21.0	CF/CM/CU48D	1125	35.8	25.0	16.00	13.00
TCD36B41	TPLC120C20MP12	21.0	CF/CM/CU36C	1100	34.8	24.0	14.75	12.25
TCD36B41	TPLC120C20MP12	21.0	CF/CM/CU42C	1100	35.0	24.4	15.00	12.50
TCD36B41	TPLC120C20MP12	21.0	CF/CM/CU48C	1250	35.8	25.8	15.00	12.50
TCD36B41	TPLC120C20MP12	21.0	CF/CM/CU48D	1125	35.8	25.0	16.00	13.00
TCD36B41	CP9C060B12MP12	17.5	CF/CM/CU36B	1050	34.4	23.4	14.50	12.25
TCD36B41	CP9C060B12MP12	17.5	CF42B	1175	35.2	25.0	14.50	12.25
TCD36B41	CP9C080B12MP12	17.5	CF/CM/CU36B	1050	34.4	23.4	14.50	12.25
TCD36B41	CP9C080B12MP12	17.5	CF42B	1175	35.2	25.0	14.50	12.25
TCD36B41	CP9C080C16MP12	21.0	CF/CM/CU36C	975	34.2	22.6	15.00	12.50
TCD36B41	CP9C080C16MP12	21.0	CF/CM/CU42C	975	34.6	23.2	15.00	12.50
TCD36B41	CP9C080C16MP12	21.0	CF/CM/CU48C	1275	35.8	26.0	14.75	12.25
TCD36B41	CP9C080C16MP12	21.0	CF/CM/CU48D	1200	35.8	25.4	15.25	12.50
TCD36B41	CP9C100C16MP12	21.0	CF/CM/CU36C	975	34.2	22.6	15.00	12.50
TCD36B41	CP9C100C16MP12	21.0	CF/CM/CU42C	975	34.6	23.2	15.00	12.50
TCD36B41	CP9C100C16MP12	21.0	CF/CM/CU48C	1275	35.8	26.0	14.75	12.25
TCD36B41	CP9C100C16MP12	21.0	CF/CM/CU48D	1200	35.8	25.4	15.25	12.50
TCD36B41	CP9C100C20MP12	21.0	CF/CM/CU36C	1075	34.8	23.6	14.75	12.25
TCD36B41	CP9C100C20MP12	21.0	CF/CM/CU42C	1275	35.6	26.0	14.50	12.25
TCD36B41	CP9C100C20MP12	21.0	CF/CM/CU48C	1200	35.6	25.4	14.75	12.25
TCD36B41	CP9C100C20MP12	21.0	CF/CM/CU48D	1250	35.8	25.8	15.00	12.25
TCD36B41	CP9C120D20MP12	24.5	CF/CM/CU36D	1125	35.2	24.6	15.50	12.75
TCD36B41	CP9C120D20MP12	24.5	CF/CM/CU42D	1125	35.2	24.8	15.00	12.50
TCD36B41	CP9C120D20MP12	24.5	CF/CM/CU48D	1250	36.0	25.8	15.25	12.50
TCD36B41	CPLC060A12MP12	14.5	CF/CM36A	975	33.8	22.4	14.00	11.75
TCD36B41	CPLC080B12MP12	17.5	CF/CM/CU36B	1025	34.4	23.2	14.25	12.00
TCD36B41	CPLC080B12MP12	17.5	CF42B	1000	34.2	23.0	14.25	12.25
TCD36B41	CPLC080C16MP12	21.0	CF/CM/CU36C	1100	34.8	24.2	15.00	12.50
TCD36B41	CPLC080C16MP12	21.0	CF/CM/CU42C	1325	35.8	26.6	14.50	12.25
TCD36B41	CPLC080C16MP12	21.0	CF/CM/CU48C	1050	35.0	23.6	15.00	12.50
TCD36B41	CPLC080C16MP12	21.0	CF/CM/CU48D	1050	35.0	23.6	15.00	12.50
TCD36B41	CPLC100C16MP12	21.0	CF/CM/CU36C	1100	34.8	24.2	15.00	12.50
TCD36B41	CPLC100C16MP12	21.0	CF/CM/CU42C	1325	35.8	26.6	14.50	12.25
TCD36B41	CPLC100C16MP12	21.0	CF/CM/CU48C	1050	35.0	23.6	15.00	12.50
TCD36B41	CPLC100C16MP12	21.0	CF/CM/CU48D	1050	35.0	23.6	15.00	12.50

Continued on next page.



**COOLING CAPACITY - With High Efficiency Motor Furnaces<sup>1</sup> (Continued)**

UNIT MODEL	FURNACE		COIL MODEL <sup>2</sup>	COOLING				
	MODEL	WIDTH		RATED CFM	NET MBH		SEER	EER
					TOTAL	SENS.		
TCD36B41	CPLC100C20MP12	21.0	CF/CM/CU36C	1100	34.8	24.0	14.75	12.25
TCD36B41	CPLC100C20MP12	21.0	CF/CM/CU42C	1100	35.0	24.4	15.00	12.50
TCD36B41	CPLC100C20MP12	21.0	CF/CM/CU48C	1250	35.8	25.8	15.00	12.50
TCD36B41	CPLC100C20MP12	21.0	CF/CM/CU48D	1125	35.8	25.0	16.00	13.00
TCD36B41	CPLC120C20MP12	21.0	CF/CM/CU36C	1100	34.8	24.0	14.75	12.25
TCD36B41	CPLC120C20MP12	21.0	CF/CM/CU42C	1100	35.0	24.4	15.00	12.50
TCD36B41	CPLC120C20MP12	21.0	CF/CM/CU48C	1250	35.8	25.8	15.00	12.50
TCD36B41	CPLC120C20MP12	21.0	CF/CM/CU48D	1125	35.8	25.0	16.00	13.00
TCD36B51	TM8V060A12MP11	14.5	CF/CM36A	975	33.8	22.4	14.00	11.75
TCD36B51	TM8V080B12MP11	17.5	CF/CM/CU36B	1025	34.2	23.0	14.25	12.00
TCD36B51	TM8V080B12MP11	17.5	CF42B	1000	34.2	22.8	14.25	12.00
TCD36B51	TM8V080C16MP11	21.0	CF/CM/CU36C	1100	34.8	24.0	15.00	12.50
TCD36B51	TM8V080C16MP11	21.0	CF/CM/CU42C	1325	35.8	26.6	14.50	12.25
TCD36B51	TM8V080C16MP11	21.0	CF/CM/CU48C	1050	34.8	23.8	15.00	12.50
TCD36B51	TM8V080C16MP11	21.0	CF/CM/CU48D	1050	34.8	23.8	15.00	12.50
TCD36B51	TM8V100C16MP11	21.0	CF/CM/CU36C	1100	34.8	24.0	15.00	12.50
TCD36B51	TM8V100C16MP11	21.0	CF/CM/CU42C	1325	35.8	26.6	14.50	12.25
TCD36B51	TM8V100C16MP11	21.0	CF/CM/CU48C	1050	34.8	23.8	15.00	12.50
TCD36B51	TM8V100C16MP11	21.0	CF/CM/CU48D	1050	34.8	23.8	15.00	12.50
TCD36B51	TM8V100C20MP11	21.0	CF/CM/CU36C	1100	34.8	24.0	14.75	12.25
TCD36B51	TM8V100C20MP11	21.0	CF/CM/CU42C	1100	35.0	24.4	15.00	12.50
TCD36B51	TM8V100C20MP11	21.0	CF/CM/CU48C	1250	35.8	25.8	15.00	12.50
TCD36B51	TM8V100C20MP11	21.0	CF/CM/CU48D	1125	35.6	25.0	16.00	13.00
TCD36B51	TM8V120C20MP11	21.0	CF/CM/CU36C	1100	34.8	24.0	14.75	12.25
TCD36B51	TM8V120C20MP11	21.0	CF/CM/CU42C	1100	35.0	24.4	15.00	12.50
TCD36B51	TM8V120C20MP11	21.0	CF/CM/CU48C	1250	35.8	25.8	15.00	12.50
TCD36B51	TM8V120C20MP11	21.0	CF/CM/CU48D	1125	35.6	25.0	16.00	13.00
TCD36B51	TM8X060A12MP11	14.5	CF/CM36A	975	34.0	22.6	14.50	12.25
TCD36B51	TM8X080B12MP11	17.5	CF/CM/CU36B	1000	34.2	22.6	14.50	12.25
TCD36B51	TM8X080B12MP11	17.5	CF42B	1000	34.2	23.0	14.50	12.25
TCD36B51	TM8X080C16MP11	21.0	CF/CM/CU36C	1050	34.6	23.6	15.00	12.50
TCD36B51	TM8X080C16MP11	21.0	CF/CM/CU36D	1075	34.8	23.8	15.25	12.50
TCD36B51	TM8X080C16MP11	21.0	CF/CM/CU42C	1225	35.6	25.8	15.00	12.50
TCD36B51	TM8X080C16MP11	21.0	CF/CM/CU42D	1075	35.2	24.2	15.25	12.75
TCD36B51	TM8X080C16MP11	21.0	CF/CM/CU48C	1225	35.8	25.8	15.25	12.50
TCD36B51	TM8X080C16MP11	21.0	CF/CM/CU48D	1075	35.2	24.2	15.25	12.75
TCD36B51	TM8X100C16MP11	21.0	CF/CM/CU36C	1050	34.6	23.6	15.00	12.50
TCD36B51	TM8X100C16MP11	21.0	CF/CM/CU36D	1075	34.8	23.8	15.25	12.50
TCD36B51	TM8X100C16MP11	21.0	CF/CM/CU42C	1225	35.6	25.8	15.00	12.50
TCD36B51	TM8X100C16MP11	21.0	CF/CM/CU42D	1075	35.2	24.2	15.25	12.75
TCD36B51	TM8X100C16MP11	21.0	CF/CM/CU48C	1225	35.8	25.8	15.25	12.50
TCD36B51	TM8X100C16MP11	21.0	CF/CM/CU48D	1075	35.2	24.2	15.25	12.75
TCD36B51	TM8X100C20MP11	21.0	CF/CM/CU36C	1300	35.8	26.4	15.25	12.50
TCD36B51	TM8X100C20MP11	21.0	CF/CM/CU36D	1300	35.8	26.6	15.25	12.50
TCD36B51	TM8X100C20MP11	21.0	CF/CM/CU42C	1075	35.2	24.2	15.25	12.50
TCD36B51	TM8X100C20MP11	21.0	CF/CM/CU42D	1100	35.2	24.6	15.50	12.75
TCD36B51	TM8X100C20MP11	21.0	CF/CM/CU48C	1300	36.0	26.6	15.50	12.75
TCD36B51	TM8X100C20MP11	21.0	CF/CM/CU48D	1200	35.6	25.2	15.00	12.50
TCD36B51	TM8X120C20MP11	21.0	CF/CM/CU36C	1300	35.8	26.4	15.25	12.50
TCD36B51	TM8X120C20MP11	21.0	CF/CM/CU36D	1300	35.8	26.6	15.25	12.50
TCD36B51	TM8X120C20MP11	21.0	CF/CM/CU42C	1075	35.2	24.2	15.25	12.50
TCD36B51	TM8X120C20MP11	21.0	CF/CM/CU42D	1100	35.2	24.6	15.50	12.75

Continued on next page.

**COOLING CAPACITY - With High Efficiency Motor Furnaces<sup>1</sup> (Continued)**

UNIT MODEL	FURNACE		COIL MODEL <sup>2</sup>	COOLING				
	MODEL	WIDTH		RATED CFM	NET MBH		SEER	EER
					TOTAL	SENS.		
TCD36B51	TM8X120C20MP11	21.0	CF/CM/CU48C	1300	36.0	26.6	15.50	12.75
TCD36B51	TM8X120C20MP11	21.0	CF/CM/CU48D	1200	35.6	25.2	15.00	12.50
TCD36B51	TM8Y060A12MP11	14.5	CF/CM36A	975	34.0	22.6	14.50	12.25
TCD36B51	TM8Y080B12MP11	17.5	CF/CM/CU36B	1000	34.2	22.6	14.50	12.25
TCD36B51	TM8Y080B12MP11	17.5	CF42B	1000	34.2	23.0	14.50	12.25
TCD36B51	TM8Y080C16MP11	21.0	CF/CM/CU36C	1050	34.6	23.6	15.00	12.50
TCD36B51	TM8Y080C16MP11	21.0	CF/CM/CU36D	1075	34.8	23.8	15.25	12.50
TCD36B51	TM8Y080C16MP11	21.0	CF/CM/CU42C	1225	35.6	25.8	15.00	12.50
TCD36B51	TM8Y080C16MP11	21.0	CF/CM/CU42D	1075	35.2	24.2	15.25	12.75
TCD36B51	TM8Y080C16MP11	21.0	CF/CM/CU48C	1225	35.8	25.8	15.25	12.50
TCD36B51	TM8Y080C16MP11	21.0	CF/CM/CU48D	1075	35.2	24.2	15.25	12.75
TCD36B51	TM8Y100C16MP11	21.0	CF/CM/CU36C	1050	34.6	23.6	15.00	12.50
TCD36B51	TM8Y100C16MP11	21.0	CF/CM/CU36D	1075	34.8	23.8	15.25	12.50
TCD36B51	TM8Y100C16MP11	21.0	CF/CM/CU42C	1225	35.6	25.8	15.00	12.50
TCD36B51	TM8Y100C16MP11	21.0	CF/CM/CU42D	1075	35.2	24.2	15.25	12.75
TCD36B51	TM8Y100C16MP11	21.0	CF/CM/CU48C	1225	35.8	25.8	15.25	12.50
TCD36B51	TM8Y100C16MP11	21.0	CF/CM/CU48D	1075	35.2	24.2	15.25	12.75
TCD36B51	TM8Y100C20MP11	21.0	CF/CM/CU36C	1300	35.8	26.4	15.25	12.50
TCD36B51	TM8Y100C20MP11	21.0	CF/CM/CU36D	1300	35.8	26.6	15.25	12.50
TCD36B51	TM8Y100C20MP11	21.0	CF/CM/CU42C	1075	35.2	24.2	15.25	12.50
TCD36B51	TM8Y100C20MP11	21.0	CF/CM/CU42D	1100	35.2	24.6	15.50	12.75
TCD36B51	TM8Y100C20MP11	21.0	CF/CM/CU48C	1300	36.0	26.6	15.50	12.75
TCD36B51	TM8Y100C20MP11	21.0	CF/CM/CU48D	1200	35.6	25.2	15.00	12.50
TCD36B51	TM8Y120C20MP11	21.0	CF/CM/CU36C	1300	35.8	26.4	15.25	12.50
TCD36B51	TM8Y120C20MP11	21.0	CF/CM/CU36D	1300	35.8	26.6	15.25	12.50
TCD36B51	TM8Y120C20MP11	21.0	CF/CM/CU42C	1075	35.2	24.2	15.25	12.50
TCD36B51	TM8Y120C20MP11	21.0	CF/CM/CU42D	1100	35.2	24.6	15.50	12.75
TCD36B51	TM8Y120C20MP11	21.0	CF/CM/CU48C	1300	36.0	26.6	15.50	12.75
TCD36B51	TM8Y120C20MP11	21.0	CF/CM/CU48D	1200	35.6	25.2	15.00	12.50
TCD36B51	TM9E060B12MP11	17.5	CF/CM/CU36B	975	34.0	22.6	14.50	12.25
TCD36B51	TM9E060B12MP11	17.5	CF42B	975	34.2	23.0	14.50	12.25
TCD36B51	TM9E080B12MP11	17.5	CF/CM/CU36B	975	34.0	22.6	14.50	12.25
TCD36B51	TM9E080B12MP11	17.5	CF42B	975	34.2	23.0	14.50	12.25
TCD36B51	TM9E080C16MP11	21.0	CF/CM/CU36C	1075	34.8	23.8	14.75	12.25
TCD36B51	TM9E080C16MP11	21.0	CF/CM/CU36D	1075	34.8	23.8	15.00	12.50
TCD36B51	TM9E080C16MP11	21.0	CF/CM/CU42C	1075	35.0	24.2	15.00	12.50
TCD36B51	TM9E080C16MP11	21.0	CF/CM/CU42D	1075	35.0	24.2	15.00	12.50
TCD36B51	TM9E080C16MP11	21.0	CF/CM/CU48C	1075	35.0	24.0	15.00	12.50
TCD36B51	TM9E080C16MP11	21.0	CF/CM/CU48D	1075	35.0	23.8	15.25	12.50
TCD36B51	TM9E100C16MP11	21.0	CF/CM/CU36C	1075	34.8	23.8	14.75	12.25
TCD36B51	TM9E100C16MP11	21.0	CF/CM/CU36D	1075	34.8	23.8	15.00	12.50
TCD36B51	TM9E100C16MP11	21.0	CF/CM/CU42C	1075	35.0	24.2	15.00	12.50
TCD36B51	TM9E100C16MP11	21.0	CF/CM/CU42D	1075	35.0	24.2	15.00	12.50
TCD36B51	TM9E100C16MP11	21.0	CF/CM/CU48C	1075	35.0	24.0	15.00	12.50
TCD36B51	TM9E100C16MP11	21.0	CF/CM/CU48D	1075	35.0	23.8	15.25	12.50
TCD36B51	TM9E100C20MP11	21.0	CF/CM/CU36C	975	34.4	22.8	15.00	12.50
TCD36B51	TM9E100C20MP11	21.0	CF/CM/CU36D	975	34.4	22.8	15.00	12.75
TCD36B51	TM9E100C20MP11	21.0	CF/CM/CU42C	1250	35.8	26.0	15.00	12.50
TCD36B51	TM9E100C20MP11	21.0	CF/CM/CU42D	975	34.4	23.0	15.25	12.75
TCD36B51	TM9E100C20MP11	21.0	CF/CM/CU48C	975	34.8	23.0	15.25	12.75
TCD36B51	TM9E100C20MP11	21.0	CF/CM/CU48D	1000	34.8	23.0	15.50	12.75
TCD36B51	TM9E120D20MP11	24.5	CF/CM/CU36D	1275	35.8	26.0	15.25	12.50

Continued on next page.

**COOLING CAPACITY - With High Efficiency Motor Furnaces<sup>1</sup> (Continued)**

UNIT MODEL	FURNACE		COIL MODEL <sup>2</sup>	COOLING				
	MODEL	WIDTH		RATED CFM	NET MBH		SEER	EER
					TOTAL	SENS.		
TCD36B51	TM9E120D20MP11	24.5	CF/CM/CU42D	1275	36.0	26.4	15.25	12.50
TCD36B51	TM9E120D20MP11	24.5	CF/CM/CU48D	1275	36.0	26.2	15.50	12.75
TCD36B51	TM9V060B12MP11	17.5	CF/CM/CU36B	1050	34.4	23.4	14.50	12.25
TCD36B51	TM9V060B12MP11	17.5	CF42B	1175	35.0	25.0	14.50	12.25
TCD36B51	TM9V080B12MP11	17.5	CF/CM/CU36B	1050	34.4	23.4	14.50	12.25
TCD36B51	TM9V080B12MP11	17.5	CF42B	1175	35.0	25.0	14.50	12.25
TCD36B51	TM9V080C16MP11	21.0	CF/CM/CU36C	975	34.4	22.6	15.00	12.50
TCD36B51	TM9V080C16MP11	21.0	CF/CM/CU42C	975	34.4	23.0	15.00	12.50
TCD36B51	TM9V080C16MP11	21.0	CF/CM/CU48C	1275	35.8	26.2	14.75	12.25
TCD36B51	TM9V080C16MP11	21.0	CF/CM/CU48D	1200	35.8	25.6	15.25	12.50
TCD36B51	TM9V100C16MP11	21.0	CF/CM/CU36C	975	34.4	22.6	15.00	12.50
TCD36B51	TM9V100C16MP11	21.0	CF/CM/CU42C	975	34.4	23.0	15.00	12.50
TCD36B51	TM9V100C16MP11	21.0	CF/CM/CU48C	1275	35.8	26.2	14.75	12.25
TCD36B51	TM9V100C16MP11	21.0	CF/CM/CU48D	1200	35.8	25.6	15.25	12.50
TCD36B51	TM9V100C20MP11	21.0	CF/CM/CU36C	1075	34.6	23.6	14.75	12.25
TCD36B51	TM9V100C20MP11	21.0	CF/CM/CU42C	1275	35.6	26.0	14.50	12.25
TCD36B51	TM9V100C20MP11	21.0	CF/CM/CU48C	1200	35.6	25.4	14.75	12.25
TCD36B51	TM9V100C20MP11	21.0	CF/CM/CU48D	1250	35.8	25.8	15.00	12.25
TCD36B51	TM9V120D20MP11	24.5	CF/CM/CU36D	1125	35.4	24.8	15.50	12.75
TCD36B51	TM9V120D20MP11	24.5	CF/CM/CU42D	1125	35.2	24.6	15.00	12.50
TCD36B51	TM9V120D20MP11	24.5	CF/CM/CU48D	1250	36.0	26.0	15.25	12.50
TCD36B51	TM9Y060B12MP11	17.5	CF/CM/CU36B	975	34.0	22.6	14.50	12.25
TCD36B51	TM9Y060B12MP11	17.5	CF42B	975	34.2	23.0	14.50	12.25
TCD36B51	TM9Y080B12MP11	17.5	CF/CM/CU36B	975	34.0	22.6	14.50	12.25
TCD36B51	TM9Y080B12MP11	17.5	CF42B	975	34.2	23.0	14.50	12.25
TCD36B51	TM9Y080C16MP11	21.0	CF/CM/CU36C	1075	34.8	23.8	14.75	12.25
TCD36B51	TM9Y080C16MP11	21.0	CF/CM/CU36D	1075	34.8	23.8	15.00	12.50
TCD36B51	TM9Y080C16MP11	21.0	CF/CM/CU42C	1075	35.0	24.2	15.00	12.50
TCD36B51	TM9Y080C16MP11	21.0	CF/CM/CU42D	1075	35.0	24.2	15.00	12.50
TCD36B51	TM9Y080C16MP11	21.0	CF/CM/CU48C	1075	35.0	24.0	15.00	12.50
TCD36B51	TM9Y080C16MP11	21.0	CF/CM/CU48D	1075	35.0	23.8	15.25	12.50
TCD36B51	TM9Y100C16MP11	21.0	CF/CM/CU36C	1075	34.8	23.8	14.75	12.25
TCD36B51	TM9Y100C16MP11	21.0	CF/CM/CU36D	1075	34.8	23.8	15.00	12.50
TCD36B51	TM9Y100C16MP11	21.0	CF/CM/CU42C	1075	35.0	24.2	15.00	12.50
TCD36B51	TM9Y100C16MP11	21.0	CF/CM/CU42D	1075	35.0	24.2	15.00	12.50
TCD36B51	TM9Y100C16MP11	21.0	CF/CM/CU48C	1075	35.0	24.0	15.00	12.50
TCD36B51	TM9Y100C16MP11	21.0	CF/CM/CU48D	1075	35.0	23.8	15.25	12.50
TCD36B51	TM9Y100C20MP11	21.0	CF/CM/CU36C	975	34.4	22.8	15.00	12.50
TCD36B51	TM9Y100C20MP11	21.0	CF/CM/CU36D	975	34.4	22.8	15.00	12.75
TCD36B51	TM9Y100C20MP11	21.0	CF/CM/CU42C	1250	35.8	26.0	15.00	12.50
TCD36B51	TM9Y100C20MP11	21.0	CF/CM/CU42D	975	34.4	23.0	15.25	12.75
TCD36B51	TM9Y100C20MP11	21.0	CF/CM/CU48C	975	34.8	23.0	15.25	12.75
TCD36B51	TM9Y100C20MP11	21.0	CF/CM/CU48D	1000	34.8	23.0	15.50	12.75
TCD36B51	TM9Y120D20MP11	24.5	CF/CM/CU36D	1275	35.8	26.0	15.25	12.50
TCD36B51	TM9Y120D20MP11	24.5	CF/CM/CU42D	1275	36.0	26.4	15.25	12.50
TCD36B51	TM9Y120D20MP11	24.5	CF/CM/CU48D	1275	36.0	26.2	15.50	12.75
TCD36B51	TMLV060A12MP11	14.5	CF/CM36A	975	33.8	22.4	14.00	11.75
TCD36B51	TMLV080B12MP11	17.5	CF/CM/CU36B	1025	34.2	23.0	14.25	12.00
TCD36B51	TMLV080B12MP11	17.5	CF42B	1000	34.2	22.8	14.25	12.00
TCD36B51	TMLV080C16MP11	21.0	CF/CM/CU36C	1100	34.8	24.0	15.00	12.50
TCD36B51	TMLV080C16MP11	21.0	CF/CM/CU42C	1325	35.8	26.6	14.50	12.25
TCD36B51	TMLV080C16MP11	21.0	CF/CM/CU48C	1050	34.8	23.8	15.00	12.50

Continued on next page.

**COOLING CAPACITY - With High Efficiency Motor Furnaces<sup>1</sup> (Continued)**

UNIT MODEL	FURNACE		COIL MODEL <sup>2</sup>	COOLING				
	MODEL	WIDTH		RATED CFM	NET MBH		SEER	EER
					TOTAL	SENS.		
TCD36B51	TMLV080C16MP11	21.0	CF/CM/CU48D	1050	34.8	23.8	15.00	12.50
TCD36B51	TMLV100C16MP11	21.0	CF/CM/CU36C	1100	34.8	24.0	15.00	12.50
TCD36B51	TMLV100C16MP11	21.0	CF/CM/CU42C	1325	35.8	26.6	14.50	12.25
TCD36B51	TMLV100C16MP11	21.0	CF/CM/CU48C	1050	34.8	23.8	15.00	12.50
TCD36B51	TMLV100C16MP11	21.0	CF/CM/CU48D	1050	34.8	23.8	15.00	12.50
TCD36B51	TMLV100C20MP11	21.0	CF/CM/CU36C	1100	34.8	24.0	14.75	12.25
TCD36B51	TMLV100C20MP11	21.0	CF/CM/CU42C	1100	35.0	24.4	15.00	12.50
TCD36B51	TMLV100C20MP11	21.0	CF/CM/CU48C	1250	35.8	25.8	15.00	12.50
TCD36B51	TMLV100C20MP11	21.0	CF/CM/CU48D	1125	35.6	25.0	16.00	13.00
TCD36B51	TMLV120C20MP11	21.0	CF/CM/CU36C	1100	34.8	24.0	14.75	12.25
TCD36B51	TMLV120C20MP11	21.0	CF/CM/CU42C	1100	35.0	24.4	15.00	12.50
TCD36B51	TMLV120C20MP11	21.0	CF/CM/CU48C	1250	35.8	25.8	15.00	12.50
TCD36B51	TMLV120C20MP11	21.0	CF/CM/CU48D	1125	35.6	25.0	16.00	13.00
TCD36B51	TMLX060A12MP11	14.5	CF/CM36A	975	34.0	22.6	14.50	12.25
TCD36B51	TMLX080B12MP11	17.5	CF/CM/CU36B	1000	34.2	22.6	14.50	12.25
TCD36B51	TMLX080B12MP11	17.5	CF42B	1000	34.2	23.0	14.50	12.25
TCD36B51	TMLX080C16MP11	21.0	CF/CM/CU36C	1050	34.6	23.6	15.00	12.50
TCD36B51	TMLX080C16MP11	21.0	CF/CM/CU36D	1075	34.8	23.8	15.25	12.50
TCD36B51	TMLX080C16MP11	21.0	CF/CM/CU42C	1225	35.6	25.8	15.00	12.50
TCD36B51	TMLX080C16MP11	21.0	CF/CM/CU42D	1075	35.2	24.2	15.25	12.75
TCD36B51	TMLX080C16MP11	21.0	CF/CM/CU48C	1225	35.8	25.8	15.25	12.50
TCD36B51	TMLX080C16MP11	21.0	CF/CM/CU48D	1075	35.2	24.2	15.25	12.75
TCD36B51	TMLX100C16MP11	21.0	CF/CM/CU36C	1050	34.6	23.6	15.00	12.50
TCD36B51	TMLX100C16MP11	21.0	CF/CM/CU36D	1075	34.8	23.8	15.25	12.50
TCD36B51	TMLX100C16MP11	21.0	CF/CM/CU42C	1225	35.6	25.8	15.00	12.50
TCD36B51	TMLX100C16MP11	21.0	CF/CM/CU42D	1075	35.2	24.2	15.25	12.75
TCD36B51	TMLX100C16MP11	21.0	CF/CM/CU48C	1225	35.8	25.8	15.25	12.50
TCD36B51	TMLX100C16MP11	21.0	CF/CM/CU48D	1075	35.2	24.2	15.25	12.75
TCD36B51	TMLX100C20MP11	21.0	CF/CM/CU36C	1300	35.8	26.4	15.25	12.50
TCD36B51	TMLX100C20MP11	21.0	CF/CM/CU36D	1300	35.8	26.6	15.25	12.50
TCD36B51	TMLX100C20MP11	21.0	CF/CM/CU42C	1075	35.2	24.2	15.25	12.50
TCD36B51	TMLX100C20MP11	21.0	CF/CM/CU42D	1100	35.2	24.6	15.50	12.75
TCD36B51	TMLX100C20MP11	21.0	CF/CM/CU48C	1300	36.0	26.6	15.50	12.75
TCD36B51	TMLX100C20MP11	21.0	CF/CM/CU48D	1200	35.6	25.2	15.00	12.50
TCD36B51	TMLX120C20MP11	21.0	CF/CM/CU36C	1300	35.8	26.4	15.25	12.50
TCD36B51	TMLX120C20MP11	21.0	CF/CM/CU36D	1300	35.8	26.6	15.25	12.50
TCD36B51	TMLX120C20MP11	21.0	CF/CM/CU42C	1075	35.2	24.2	15.25	12.50
TCD36B51	TMLX120C20MP11	21.0	CF/CM/CU42D	1100	35.2	24.6	15.50	12.75
TCD36B51	TMLX120C20MP11	21.0	CF/CM/CU48C	1300	36.0	26.6	15.50	12.75
TCD36B51	TMLX120C20MP11	21.0	CF/CM/CU48D	1200	35.6	25.2	15.00	12.50
TCD36B51	TP9C060B12MP12	17.5	CF/CM/CU36B	1050	34.4	23.4	14.50	12.25
TCD36B51	TP9C060B12MP12	17.5	CF42B	1175	35.0	25.0	14.50	12.25
TCD36B51	TP9C080B12MP12	17.5	CF/CM/CU36B	1050	34.4	23.4	14.50	12.25
TCD36B51	TP9C080B12MP12	17.5	CF42B	1175	35.0	25.0	14.50	12.25
TCD36B51	TP9C080C16MP12	21.0	CF/CM/CU36C	975	34.4	22.6	15.00	12.50
TCD36B51	TP9C080C16MP12	21.0	CF/CM/CU42C	975	34.4	23.0	15.00	12.50
TCD36B51	TP9C080C16MP12	21.0	CF/CM/CU48C	1275	35.8	26.2	14.75	12.25
TCD36B51	TP9C080C16MP12	21.0	CF/CM/CU48D	1200	35.8	25.6	15.25	12.50
TCD36B51	TP9C100C16MP12	21.0	CF/CM/CU36C	975	34.4	22.6	15.00	12.50
TCD36B51	TP9C100C16MP12	21.0	CF/CM/CU42C	975	34.4	23.0	15.00	12.50
TCD36B51	TP9C100C16MP12	21.0	CF/CM/CU48C	1275	35.8	26.2	14.75	12.25
TCD36B51	TP9C100C16MP12	21.0	CF/CM/CU48D	1200	35.8	25.6	15.25	12.50

Continued on next page.

**COOLING CAPACITY - With High Efficiency Motor Furnaces<sup>1</sup> (Continued)**

UNIT MODEL	FURNACE		COIL MODEL <sup>2</sup>	COOLING				
	MODEL	WIDTH		RATED CFM	NET MBH		SEER	EER
					TOTAL	SENS.		
TCD36B51	TP9C100C20MP12	21.0	CF/CM/CU36C	1075	34.6	23.6	14.75	12.25
TCD36B51	TP9C100C20MP12	21.0	CF/CM/CU42C	1275	35.6	26.0	14.50	12.25
TCD36B51	TP9C100C20MP12	21.0	CF/CM/CU48C	1200	35.6	25.4	14.75	12.25
TCD36B51	TP9C100C20MP12	21.0	CF/CM/CU48D	1250	35.8	25.8	15.00	12.25
TCD36B51	TP9C120D20MP12	24.5	CF/CM/CU36D	1125	35.4	24.8	15.50	12.75
TCD36B51	TP9C120D20MP12	24.5	CF/CM/CU42D	1125	35.2	24.6	15.00	12.50
TCD36B51	TP9C120D20MP12	24.5	CF/CM/CU48D	1250	36.0	26.0	15.25	12.50
TCD36B51	TPLC060A12MP12	14.5	CF/CM36A	975	33.8	22.4	14.00	11.75
TCD36B51	TPLC080B12MP12	17.5	CF/CM/CU36B	1025	34.2	23.0	14.25	12.00
TCD36B51	TPLC080B12MP12	17.5	CF42B	1000	34.2	22.8	14.25	12.00
TCD36B51	TPLC080C16MP12	21.0	CF/CM/CU36C	1100	34.8	24.0	15.00	12.50
TCD36B51	TPLC080C16MP12	21.0	CF/CM/CU42C	1325	35.8	26.6	14.50	12.25
TCD36B51	TPLC080C16MP12	21.0	CF/CM/CU48C	1050	34.8	23.8	15.00	12.50
TCD36B51	TPLC080C16MP12	21.0	CF/CM/CU48D	1050	34.8	23.8	15.00	12.50
TCD36B51	TPLC100C16MP12	21.0	CF/CM/CU36C	1100	34.8	24.0	15.00	12.50
TCD36B51	TPLC100C16MP12	21.0	CF/CM/CU42C	1325	35.8	26.6	14.50	12.25
TCD36B51	TPLC100C16MP12	21.0	CF/CM/CU48C	1050	34.8	23.8	15.00	12.50
TCD36B51	TPLC100C16MP12	21.0	CF/CM/CU48D	1050	34.8	23.8	15.00	12.50
TCD36B51	TPLC100C20MP12	21.0	CF/CM/CU36C	1100	34.8	24.0	14.75	12.25
TCD36B51	TPLC100C20MP12	21.0	CF/CM/CU42C	1100	35.0	24.4	15.00	12.50
TCD36B51	TPLC100C20MP12	21.0	CF/CM/CU48C	1250	35.8	25.8	15.00	12.50
TCD36B51	TPLC100C20MP12	21.0	CF/CM/CU48D	1125	35.6	25.0	16.00	13.00
TCD36B51	TPLC120C20MP12	21.0	CF/CM/CU36C	1100	34.8	24.0	14.75	12.25
TCD36B51	TPLC120C20MP12	21.0	CF/CM/CU42C	1100	35.0	24.4	15.00	12.50
TCD36B51	TPLC120C20MP12	21.0	CF/CM/CU48C	1250	35.8	25.8	15.00	12.50
TCD36B51	TPLC120C20MP12	21.0	CF/CM/CU48D	1125	35.6	25.0	16.00	13.00
TCD36B51	CP9C060B12MP12	17.5	CF/CM/CU36B	1050	34.4	23.4	14.50	12.25
TCD36B51	CP9C060B12MP12	17.5	CF42B	1175	35.0	25.0	14.50	12.25
TCD36B51	CP9C080B12MP12	17.5	CF/CM/CU36B	1050	34.4	23.4	14.50	12.25
TCD36B51	CP9C080B12MP12	17.5	CF42B	1175	35.0	25.0	14.50	12.25
TCD36B51	CP9C080C16MP12	21.0	CF/CM/CU36C	975	34.4	22.6	15.00	12.50
TCD36B51	CP9C080C16MP12	21.0	CF/CM/CU42C	975	34.4	23.0	15.00	12.50
TCD36B51	CP9C080C16MP12	21.0	CF/CM/CU48C	1275	35.8	26.2	14.75	12.25
TCD36B51	CP9C080C16MP12	21.0	CF/CM/CU48D	1200	35.8	25.6	15.25	12.50
TCD36B51	CP9C100C16MP12	21.0	CF/CM/CU36C	975	34.4	22.6	15.00	12.50
TCD36B51	CP9C100C16MP12	21.0	CF/CM/CU42C	975	34.4	23.0	15.00	12.50
TCD36B51	CP9C100C16MP12	21.0	CF/CM/CU48C	1275	35.8	26.2	14.75	12.25
TCD36B51	CP9C100C16MP12	21.0	CF/CM/CU48D	1200	35.8	25.6	15.25	12.50
TCD36B51	CP9C100C20MP12	21.0	CF/CM/CU36C	1075	34.6	23.6	14.75	12.25
TCD36B51	CP9C100C20MP12	21.0	CF/CM/CU42C	1275	35.6	26.0	14.50	12.25
TCD36B51	CP9C100C20MP12	21.0	CF/CM/CU48C	1200	35.6	25.4	14.75	12.25
TCD36B51	CP9C100C20MP12	21.0	CF/CM/CU48D	1250	35.8	25.8	15.00	12.25
TCD36B51	CP9C120D20MP12	24.5	CF/CM/CU36D	1125	35.4	24.8	15.50	12.75
TCD36B51	CP9C120D20MP12	24.5	CF/CM/CU42D	1125	35.2	24.6	15.00	12.50
TCD36B51	CP9C120D20MP12	24.5	CF/CM/CU48D	1250	36.0	26.0	15.25	12.50
TCD36B51	CPLC060A12MP12	14.5	CF/CM36A	975	33.8	22.4	14.00	11.75
TCD36B51	CPLC080B12MP12	17.5	CF/CM/CU36B	1025	34.2	23.0	14.25	12.00
TCD36B51	CPLC080B12MP12	17.5	CF42B	1000	34.2	22.8	14.25	12.00
TCD36B51	CPLC080C16MP12	21.0	CF/CM/CU36C	1100	34.8	24.0	15.00	12.50
TCD36B51	CPLC080C16MP12	21.0	CF/CM/CU42C	1325	35.8	26.6	14.50	12.25
TCD36B51	CPLC080C16MP12	21.0	CF/CM/CU48C	1050	34.8	23.8	15.00	12.50
TCD36B51	CPLC080C16MP12	21.0	CF/CM/CU48D	1050	34.8	23.8	15.00	12.50

Continued on next page.

**COOLING CAPACITY - With High Efficiency Motor Furnaces<sup>1</sup> (Continued)**

UNIT MODEL	FURNACE		COIL MODEL <sup>2</sup>	COOLING				
	MODEL	WIDTH		RATED CFM	NET MBH		SEER	EER
					TOTAL	SENS.		
TCD36B51	CPLC100C16MP12	21.0	CF/CM/CU36C	1100	34.8	24.0	15.00	12.50
TCD36B51	CPLC100C16MP12	21.0	CF/CM/CU42C	1325	35.8	26.6	14.50	12.25
TCD36B51	CPLC100C16MP12	21.0	CF/CM/CU48C	1050	34.8	23.8	15.00	12.50
TCD36B51	CPLC100C16MP12	21.0	CF/CM/CU48D	1050	34.8	23.8	15.00	12.50
TCD36B51	CPLC100C20MP12	21.0	CF/CM/CU36C	1100	34.8	24.0	14.75	12.25
TCD36B51	CPLC100C20MP12	21.0	CF/CM/CU42C	1100	35.0	24.4	15.00	12.50
TCD36B51	CPLC100C20MP12	21.0	CF/CM/CU48C	1250	35.8	25.8	15.00	12.50
TCD36B51	CPLC100C20MP12	21.0	CF/CM/CU48D	1125	35.6	25.0	16.00	13.00
TCD36B51	CPLC120C20MP12	21.0	CF/CM/CU36C	1100	34.8	24.0	14.75	12.25
TCD36B51	CPLC120C20MP12	21.0	CF/CM/CU42C	1100	35.0	24.4	15.00	12.50
TCD36B51	CPLC120C20MP12	21.0	CF/CM/CU48C	1250	35.8	25.8	15.00	12.50
TCD36B51	CPLC120C20MP12	21.0	CF/CM/CU48D	1125	35.6	25.0	16.00	13.00
TCD42B31	TM8V080C16MP11	21.0	CF/CM/CU42C	1325	41.0	30.0	14.00	11.75
TCD42B31	TM8V080C16MP11	21.0	CF/CM/CU48C	1325	41.0	30.0	14.25	12.00
TCD42B31	TM8V080C16MP11	21.0	CF/CM/CU48D	1300	41.0	29.8	14.50	12.00
TCD42B31	TM8V080C16MP11	21.0	CF/CM/CU60C	1325	41.5	30.4	14.50	12.00
TCD42B31	TM8V080C16MP11	21.0	CF/CM64D	1250	41.5	29.8	14.75	12.25
TCD42B31	TM8V100C16MP11	21.0	CF/CM/CU42C	1325	41.0	30.0	14.00	11.75
TCD42B31	TM8V100C16MP11	21.0	CF/CM/CU48C	1325	41.0	30.0	14.25	12.00
TCD42B31	TM8V100C16MP11	21.0	CF/CM/CU48D	1300	41.0	29.8	14.50	12.00
TCD42B31	TM8V100C16MP11	21.0	CF/CM/CU60C	1325	41.5	30.4	14.50	12.00
TCD42B31	TM8V100C16MP11	21.0	CF/CM64D	1250	41.5	29.8	14.75	12.25
TCD42B31	TM8V100C20MP11	21.0	CF/CM/CU42C	1225	40.5	29.0	14.25	12.00
TCD42B31	TM8V100C20MP11	21.0	CF/CM/CU48C	1300	41.0	29.8	14.50	12.00
TCD42B31	TM8V100C20MP11	21.0	CF/CM/CU60C	1400	41.5	31.2	14.50	12.00
TCD42B31	TM8V100C20MP11	21.0	CF/CM/CU60D	1225	40.5	28.8	14.50	12.00
TCD42B31	TM8V100C20MP11	21.0	CF/CM64D	1200	41.0	28.4	14.50	12.00
TCD42B31	TM8V120C20MP11	21.0	CF/CM/CU42C	1225	40.5	29.0	14.25	12.00
TCD42B31	TM8V120C20MP11	21.0	CF/CM/CU48C	1300	41.0	29.8	14.50	12.00
TCD42B31	TM8V120C20MP11	21.0	CF/CM/CU60C	1400	41.5	31.2	14.50	12.00
TCD42B31	TM8V120C20MP11	21.0	CF/CM/CU60D	1225	40.5	28.8	14.50	12.00
TCD42B31	TM8V120C20MP11	21.0	CF/CM64D	1200	41.0	28.4	14.50	12.00
TCD42B31	TM8X080B12MP11	17.5	CF42B	1175	39.0	27.0	13.75	11.75
TCD42B31	TM8X080C16MP11	21.0	CF/CM/CU42D	1400	41.0	30.8	14.25	11.75
TCD42B31	TM8X080C16MP11	21.0	CF/CM/CU48C	1400	41.5	30.8	14.25	11.75
TCD42B31	TM8X080C16MP11	21.0	CF/CM/CU48D	1400	41.5	30.8	14.25	11.75
TCD42B31	TM8X080C16MP11	21.0	CF/CM/CU60C	1200	40.5	28.2	14.50	12.00
TCD42B31	TM8X080C16MP11	21.0	CF/CM/CU60D	1200	40.5	28.2	14.50	12.00
TCD42B31	TM8X080C16MP11	21.0	CF/CM64D	1200	41.0	28.4	14.75	12.25
TCD42B31	TM8X100C16MP11	21.0	CF/CM/CU42D	1400	41.0	30.8	14.25	11.75
TCD42B31	TM8X100C16MP11	21.0	CF/CM/CU48C	1400	41.5	30.8	14.25	11.75
TCD42B31	TM8X100C16MP11	21.0	CF/CM/CU48D	1400	41.5	30.8	14.25	11.75
TCD42B31	TM8X100C16MP11	21.0	CF/CM/CU60C	1200	40.5	28.2	14.50	12.00
TCD42B31	TM8X100C16MP11	21.0	CF/CM/CU60D	1200	40.5	28.2	14.50	12.00
TCD42B31	TM8X100C16MP11	21.0	CF/CM64D	1200	41.0	28.4	14.75	12.25
TCD42B31	TM8X100C20MP11	21.0	CF/CM/CU42C	1400	41.5	31.0	14.25	12.00
TCD42B31	TM8X100C20MP11	21.0	CF/CM/CU42D	1275	41.0	29.6	14.50	12.25
TCD42B31	TM8X100C20MP11	21.0	CF/CM/CU48C	1275	41.0	29.6	14.75	12.25
TCD42B31	TM8X100C20MP11	21.0	CF/CM/CU48D	1300	41.5	30.0	15.00	12.25
TCD42B31	TM8X100C20MP11	21.0	CF/CM/CU60C	1275	41.5	30.0	15.00	12.25
TCD42B31	TM8X100C20MP11	21.0	CF/CM/CU60D	1275	41.5	30.0	15.00	12.25
TCD42B31	TM8X100C20MP11	21.0	CF/CM64D	1275	42.0	30.2	15.00	12.50

Continued on next page.

**COOLING CAPACITY - With High Efficiency Motor Furnaces<sup>1</sup> (Continued)**

UNIT MODEL	FURNACE		COIL MODEL <sup>2</sup>	COOLING				
	MODEL	WIDTH		RATED CFM	NET MBH		SEER	EER
					TOTAL	SENS.		
TCD42B31	TM8X120C20MP11	21.0	CF/CM/CU42C	1400	41.5	31.0	14.25	12.00
TCD42B31	TM8X120C20MP11	21.0	CF/CM/CU42D	1275	41.0	29.6	14.50	12.25
TCD42B31	TM8X120C20MP11	21.0	CF/CM/CU48C	1275	41.0	29.6	14.75	12.25
TCD42B31	TM8X120C20MP11	21.0	CF/CM/CU48D	1300	41.5	30.0	15.00	12.25
TCD42B31	TM8X120C20MP11	21.0	CF/CM/CU60C	1275	41.5	30.0	15.00	12.25
TCD42B31	TM8X120C20MP11	21.0	CF/CM/CU60D	1275	41.5	30.0	15.00	12.25
TCD42B31	TM8X120C20MP11	21.0	CF/CM64D	1275	42.0	30.2	15.00	12.50
TCD42B31	TM8Y080B12MP11	17.5	CF42B	1175	39.0	27.0	13.75	11.75
TCD42B31	TM8Y080C16MP11	21.0	CF/CM/CU42D	1400	41.0	30.8	14.25	11.75
TCD42B31	TM8Y080C16MP11	21.0	CF/CM/CU48C	1400	41.5	30.8	14.25	11.75
TCD42B31	TM8Y080C16MP11	21.0	CF/CM/CU48D	1400	41.5	30.8	14.25	11.75
TCD42B31	TM8Y080C16MP11	21.0	CF/CM/CU60C	1200	40.5	28.2	14.50	12.00
TCD42B31	TM8Y080C16MP11	21.0	CF/CM/CU60D	1200	40.5	28.2	14.50	12.00
TCD42B31	TM8Y080C16MP11	21.0	CF/CM64D	1200	41.0	28.4	14.75	12.25
TCD42B31	TM8Y100C16MP11	21.0	CF/CM/CU42D	1400	41.0	30.8	14.25	11.75
TCD42B31	TM8Y100C16MP11	21.0	CF/CM/CU48C	1400	41.5	30.8	14.25	11.75
TCD42B31	TM8Y100C16MP11	21.0	CF/CM/CU48D	1400	41.5	30.8	14.25	11.75
TCD42B31	TM8Y100C16MP11	21.0	CF/CM/CU60C	1200	40.5	28.2	14.50	12.00
TCD42B31	TM8Y100C16MP11	21.0	CF/CM/CU60D	1200	40.5	28.2	14.50	12.00
TCD42B31	TM8Y100C16MP11	21.0	CF/CM64D	1200	41.0	28.4	14.75	12.25
TCD42B31	TM8Y100C20MP11	21.0	CF/CM/CU42C	1400	41.5	31.0	14.25	12.00
TCD42B31	TM8Y100C20MP11	21.0	CF/CM/CU42D	1275	41.0	29.6	14.50	12.25
TCD42B31	TM8Y100C20MP11	21.0	CF/CM/CU48C	1275	41.0	29.6	14.75	12.25
TCD42B31	TM8Y100C20MP11	21.0	CF/CM/CU48D	1300	41.5	30.0	15.00	12.25
TCD42B31	TM8Y100C20MP11	21.0	CF/CM/CU60C	1275	41.5	30.0	15.00	12.25
TCD42B31	TM8Y100C20MP11	21.0	CF/CM/CU60D	1275	41.5	30.0	15.00	12.25
TCD42B31	TM8Y100C20MP11	21.0	CF/CM64D	1275	42.0	30.2	15.00	12.50
TCD42B31	TM8Y120C20MP11	21.0	CF/CM/CU42C	1400	41.5	31.0	14.25	12.00
TCD42B31	TM8Y120C20MP11	21.0	CF/CM/CU42D	1275	41.0	29.6	14.50	12.25
TCD42B31	TM8Y120C20MP11	21.0	CF/CM/CU48C	1275	41.0	29.6	14.75	12.25
TCD42B31	TM8Y120C20MP11	21.0	CF/CM/CU48D	1300	41.5	30.0	15.00	12.25
TCD42B31	TM8Y120C20MP11	21.0	CF/CM/CU60C	1275	41.5	30.0	15.00	12.25
TCD42B31	TM8Y120C20MP11	21.0	CF/CM/CU60D	1275	41.5	30.0	15.00	12.25
TCD42B31	TM8Y120C20MP11	21.0	CF/CM64D	1275	42.0	30.2	15.00	12.50
TCD42B31	TM9E080C16MP11	21.0	CF/CM/CU42D	1325	41.0	30.0	14.00	11.75
TCD42B31	TM9E080C16MP11	21.0	CF/CM/CU48C	1325	41.0	30.0	14.00	11.75
TCD42B31	TM9E080C16MP11	21.0	CF/CM64D	1225	41.5	29.4	14.75	12.25
TCD42B31	TM9E100C16MP11	21.0	CF/CM/CU42D	1325	41.0	30.0	14.00	11.75
TCD42B31	TM9E100C16MP11	21.0	CF/CM/CU48C	1325	41.0	30.0	14.00	11.75
TCD42B31	TM9E100C16MP11	21.0	CF/CM64D	1225	41.5	29.4	14.75	12.25
TCD42B31	TM9E100C20MP11	21.0	CF/CM/CU42C	1225	40.5	29.0	14.50	12.00
TCD42B31	TM9E100C20MP11	21.0	CF/CM/CU48C	1225	40.5	29.0	14.50	12.00
TCD42B31	TM9E100C20MP11	21.0	CF/CM/CU48D	1225	40.5	29.0	14.50	12.00
TCD42B31	TM9E100C20MP11	21.0	CF/CM/CU60C	1225	41.0	29.2	14.75	12.00
TCD42B31	TM9E100C20MP11	21.0	CF/CM/CU60D	1250	41.0	29.6	14.75	12.00
TCD42B31	TM9E100C20MP11	21.0	CF/CM64D	1225	41.5	29.4	14.75	12.25
TCD42B31	TM9E120D20MP11	24.5	CF/CM/CU42D	1250	40.5	29.4	14.50	12.25
TCD42B31	TM9E120D20MP11	24.5	CF/CM/CU48D	1250	41.0	29.4	14.75	12.25
TCD42B31	TM9E120D20MP11	24.5	CF/CM/CU60D	1225	41.0	29.4	14.75	12.00
TCD42B31	TM9E120D20MP11	24.5	CF/CM64D	1225	41.5	29.4	15.00	12.50
TCD42B31	TM9V060B12MP11	17.5	CF42B	1175	40.0	27.6	13.75	11.75
TCD42B31	TM9V080B12MP11	17.5	CF42B	1175	40.0	27.6	13.75	11.75

Continued on next page.



**COOLING CAPACITY - With High Efficiency Motor Furnaces<sup>1</sup> (Continued)**

UNIT MODEL	FURNACE		COIL MODEL <sup>2</sup>	COOLING				
	MODEL	WIDTH		RATED CFM	NET MBH		SEER	EER
					TOTAL	SENS.		
TCD42B31	TM9V080C16MP11	21.0	CF/CM/CU42C	1275	40.5	29.4	14.25	11.75
TCD42B31	TM9V080C16MP11	21.0	CF/CM/CU48C	1275	41.0	29.6	14.50	12.00
TCD42B31	TM9V080C16MP11	21.0	CF/CM/CU48D	1425	41.5	31.0	14.50	12.00
TCD42B31	TM9V080C16MP11	21.0	CF/CM/CU60C	1200	40.5	28.2	14.50	12.00
TCD42B31	TM9V080C16MP11	21.0	CF/CM/CU60D	1425	41.5	31.6	14.25	11.75
TCD42B31	TM9V080C16MP11	21.0	CF/CM64D	1300	42.0	30.4	14.75	12.25
TCD42B31	TM9V100C16MP11	21.0	CF/CM/CU42C	1275	40.5	29.4	14.25	11.75
TCD42B31	TM9V100C16MP11	21.0	CF/CM/CU48C	1275	41.0	29.6	14.50	12.00
TCD42B31	TM9V100C16MP11	21.0	CF/CM/CU48D	1425	41.5	31.0	14.50	12.00
TCD42B31	TM9V100C16MP11	21.0	CF/CM/CU60C	1200	40.5	28.2	14.50	12.00
TCD42B31	TM9V100C16MP11	21.0	CF/CM/CU60D	1425	41.5	31.6	14.25	11.75
TCD42B31	TM9V100C16MP11	21.0	CF/CM64D	1300	42.0	30.4	14.75	12.25
TCD42B31	TM9V100C20MP11	21.0	CF/CM/CU42C	1275	40.5	29.4	14.00	11.75
TCD42B31	TM9V100C20MP11	21.0	CF/CM/CU48C	1275	41.0	29.4	14.25	12.00
TCD42B31	TM9V100C20MP11	21.0	CF/CM/CU48D	1300	41.0	29.8	14.50	12.00
TCD42B31	TM9V100C20MP11	21.0	CF/CM/CU60C	1275	41.0	29.8	14.50	12.00
TCD42B31	TM9V100C20MP11	21.0	CF/CM/CU60D	1250	41.0	29.6	14.75	12.00
TCD42B31	TM9V100C20MP11	21.0	CF/CM64D	1225	41.5	29.4	14.75	12.25
TCD42B31	TM9V120D20MP11	24.5	CF/CM/CU42D	1300	41.0	29.8	14.50	12.00
TCD42B31	TM9V120D20MP11	24.5	CF/CM/CU48D	1300	41.0	29.8	14.50	12.00
TCD42B31	TM9V120D20MP11	24.5	CF/CM/CU60D	1250	41.0	29.6	14.75	12.00
TCD42B31	TM9V120D20MP11	24.5	CF/CM64D	1250	41.5	30.0	15.00	12.50
TCD42B31	TM9Y080C16MP11	21.0	CF/CM/CU42D	1325	41.0	30.0	14.00	11.75
TCD42B31	TM9Y080C16MP11	21.0	CF/CM/CU48C	1325	41.0	30.0	14.00	11.75
TCD42B31	TM9Y080C16MP11	21.0	CF/CM64D	1225	41.5	29.4	14.75	12.25
TCD42B31	TM9Y100C16MP11	21.0	CF/CM/CU42D	1325	41.0	30.0	14.00	11.75
TCD42B31	TM9Y100C16MP11	21.0	CF/CM/CU48C	1325	41.0	30.0	14.00	11.75
TCD42B31	TM9Y100C16MP11	21.0	CF/CM64D	1225	41.5	29.4	14.75	12.25
TCD42B31	TM9Y100C20MP11	21.0	CF/CM/CU42C	1225	40.5	29.0	14.50	12.00
TCD42B31	TM9Y100C20MP11	21.0	CF/CM/CU48C	1225	40.5	29.0	14.50	12.00
TCD42B31	TM9Y100C20MP11	21.0	CF/CM/CU48D	1225	40.5	29.0	14.50	12.00
TCD42B31	TM9Y100C20MP11	21.0	CF/CM/CU60C	1225	41.0	29.2	14.75	12.00
TCD42B31	TM9Y100C20MP11	21.0	CF/CM/CU60D	1250	41.0	29.6	14.75	12.00
TCD42B31	TM9Y100C20MP11	21.0	CF/CM64D	1225	41.5	29.4	14.75	12.25
TCD42B31	TM9Y120D20MP11	24.5	CF/CM/CU42D	1250	40.5	29.4	14.50	12.25
TCD42B31	TM9Y120D20MP11	24.5	CF/CM/CU48D	1250	41.0	29.4	14.75	12.25
TCD42B31	TM9Y120D20MP11	24.5	CF/CM/CU60D	1225	41.0	29.4	14.75	12.00
TCD42B31	TM9Y120D20MP11	24.5	CF/CM64D	1225	41.5	29.4	15.00	12.50
TCD42B31	TMLV080C16MP11	21.0	CF/CM/CU42C	1325	41.0	30.0	14.00	11.75
TCD42B31	TMLV080C16MP11	21.0	CF/CM/CU48C	1325	41.0	30.0	14.25	12.00
TCD42B31	TMLV080C16MP11	21.0	CF/CM/CU48D	1300	41.0	29.8	14.50	12.00
TCD42B31	TMLV080C16MP11	21.0	CF/CM/CU60C	1325	41.5	30.4	14.50	12.00
TCD42B31	TMLV080C16MP11	21.0	CF/CM64D	1250	41.5	29.8	14.75	12.25
TCD42B31	TMLV100C16MP11	21.0	CF/CM/CU42C	1325	41.0	30.0	14.00	11.75
TCD42B31	TMLV100C16MP11	21.0	CF/CM/CU48C	1325	41.0	30.0	14.25	12.00
TCD42B31	TMLV100C16MP11	21.0	CF/CM/CU48D	1300	41.0	29.8	14.50	12.00
TCD42B31	TMLV100C16MP11	21.0	CF/CM/CU60C	1325	41.5	30.4	14.50	12.00
TCD42B31	TMLV100C16MP11	21.0	CF/CM64D	1250	41.5	29.8	14.75	12.25
TCD42B31	TMLV100C20MP11	21.0	CF/CM/CU42C	1225	40.5	29.0	14.25	12.00
TCD42B31	TMLV100C20MP11	21.0	CF/CM/CU48C	1300	41.0	29.8	14.50	12.00
TCD42B31	TMLV100C20MP11	21.0	CF/CM/CU60C	1400	41.5	31.2	14.50	12.00
TCD42B31	TMLV100C20MP11	21.0	CF/CM/CU60D	1225	40.5	28.8	14.50	12.00

Continued on next page.

**COOLING CAPACITY - With High Efficiency Motor Furnaces<sup>1</sup> (Continued)**

UNIT MODEL	FURNACE		COIL MODEL <sup>2</sup>	COOLING				
	MODEL	WIDTH		RATED CFM	NET MBH		SEER	EER
					TOTAL	SENS.		
TCD42B31	TMLV100C20MP11	21.0	CF/CM64D	1200	41.0	28.4	14.50	12.00
TCD42B31	TMLV120C20MP11	21.0	CF/CM/CU42C	1225	40.5	29.0	14.25	12.00
TCD42B31	TMLV120C20MP11	21.0	CF/CM/CU48C	1300	41.0	29.8	14.50	12.00
TCD42B31	TMLV120C20MP11	21.0	CF/CM/CU60C	1400	41.5	31.2	14.50	12.00
TCD42B31	TMLV120C20MP11	21.0	CF/CM/CU60D	1225	40.5	28.8	14.50	12.00
TCD42B31	TMLV120C20MP11	21.0	CF/CM64D	1200	41.0	28.4	14.50	12.00
TCD42B31	TMLX080B12MP11	17.5	CF42B	1175	39.0	27.0	13.75	11.75
TCD42B31	TMLX080C16MP11	21.0	CF/CM/CU42D	1400	41.0	30.8	14.25	11.75
TCD42B31	TMLX080C16MP11	21.0	CF/CM/CU48C	1400	41.5	30.8	14.25	11.75
TCD42B31	TMLX080C16MP11	21.0	CF/CM/CU48D	1400	41.5	30.8	14.25	11.75
TCD42B31	TMLX080C16MP11	21.0	CF/CM/CU60C	1200	40.5	28.2	14.50	12.00
TCD42B31	TMLX080C16MP11	21.0	CF/CM/CU60D	1200	40.5	28.2	14.50	12.00
TCD42B31	TMLX080C16MP11	21.0	CF/CM64D	1200	41.0	28.4	14.75	12.25
TCD42B31	TMLX100C16MP11	21.0	CF/CM/CU42D	1400	41.0	30.8	14.25	11.75
TCD42B31	TMLX100C16MP11	21.0	CF/CM/CU48C	1400	41.5	30.8	14.25	11.75
TCD42B31	TMLX100C16MP11	21.0	CF/CM/CU48D	1400	41.5	30.8	14.25	11.75
TCD42B31	TMLX100C16MP11	21.0	CF/CM/CU60C	1200	40.5	28.2	14.50	12.00
TCD42B31	TMLX100C16MP11	21.0	CF/CM/CU60D	1200	40.5	28.2	14.50	12.00
TCD42B31	TMLX100C16MP11	21.0	CF/CM64D	1200	41.0	28.4	14.75	12.25
TCD42B31	TMLX100C20MP11	21.0	CF/CM/CU42C	1400	41.5	31.0	14.25	12.00
TCD42B31	TMLX100C20MP11	21.0	CF/CM/CU42D	1275	41.0	29.6	14.50	12.25
TCD42B31	TMLX100C20MP11	21.0	CF/CM/CU48C	1275	41.0	29.6	14.75	12.25
TCD42B31	TMLX100C20MP11	21.0	CF/CM/CU48D	1300	41.5	30.0	15.00	12.25
TCD42B31	TMLX100C20MP11	21.0	CF/CM/CU60C	1275	41.5	30.0	15.00	12.25
TCD42B31	TMLX100C20MP11	21.0	CF/CM/CU60D	1275	41.5	30.0	15.00	12.25
TCD42B31	TMLX100C20MP11	21.0	CF/CM64D	1275	42.0	30.2	15.00	12.50
TCD42B31	TMLX120C20MP11	21.0	CF/CM/CU42C	1400	41.5	31.0	14.25	12.00
TCD42B31	TMLX120C20MP11	21.0	CF/CM/CU42D	1275	41.0	29.6	14.50	12.25
TCD42B31	TMLX120C20MP11	21.0	CF/CM/CU48C	1275	41.0	29.6	14.75	12.25
TCD42B31	TMLX120C20MP11	21.0	CF/CM/CU48D	1300	41.5	30.0	15.00	12.25
TCD42B31	TMLX120C20MP11	21.0	CF/CM/CU60C	1275	41.5	30.0	15.00	12.25
TCD42B31	TMLX120C20MP11	21.0	CF/CM/CU60D	1275	41.5	30.0	15.00	12.25
TCD42B31	TMLX120C20MP11	21.0	CF/CM64D	1275	42.0	30.2	15.00	12.50
TCD42B31	TP9C060B12MP12	17.5	CF42B	1175	40.0	27.6	13.75	11.75
TCD42B31	TP9C080B12MP12	17.5	CF42B	1175	40.0	27.6	13.75	11.75
TCD42B31	TP9C080C16MP12	21.0	CF/CM/CU42C	1275	40.5	29.4	14.25	11.75
TCD42B31	TP9C080C16MP12	21.0	CF/CM/CU48C	1275	41.0	29.6	14.50	12.00
TCD42B31	TP9C080C16MP12	21.0	CF/CM/CU48D	1425	41.5	31.0	14.50	12.00
TCD42B31	TP9C080C16MP12	21.0	CF/CM/CU60C	1200	40.5	28.2	14.50	12.00
TCD42B31	TP9C080C16MP12	21.0	CF/CM/CU60D	1425	41.5	31.6	14.25	11.75
TCD42B31	TP9C080C16MP12	21.0	CF/CM64D	1300	42.0	30.4	14.75	12.25
TCD42B31	TP9C100C16MP12	21.0	CF/CM/CU42C	1275	40.5	29.4	14.25	11.75
TCD42B31	TP9C100C16MP12	21.0	CF/CM/CU48C	1275	41.0	29.6	14.50	12.00
TCD42B31	TP9C100C16MP12	21.0	CF/CM/CU48D	1425	41.5	31.0	14.50	12.00
TCD42B31	TP9C100C16MP12	21.0	CF/CM/CU60C	1200	40.5	28.2	14.50	12.00
TCD42B31	TP9C100C16MP12	21.0	CF/CM/CU60D	1425	41.5	31.6	14.25	11.75
TCD42B31	TP9C100C16MP12	21.0	CF/CM64D	1300	42.0	30.4	14.75	12.25
TCD42B31	TP9C100C20MP12	21.0	CF/CM/CU42C	1275	40.5	29.4	14.00	11.75
TCD42B31	TP9C100C20MP12	21.0	CF/CM/CU48C	1275	41.0	29.4	14.25	12.00
TCD42B31	TP9C100C20MP12	21.0	CF/CM/CU48D	1300	41.0	29.8	14.50	12.00
TCD42B31	TP9C100C20MP12	21.0	CF/CM/CU60C	1275	41.0	29.8	14.50	12.00
TCD42B31	TP9C100C20MP12	21.0	CF/CM/CU60D	1250	41.0	29.6	14.75	12.00

Continued on next page.

**COOLING CAPACITY - With High Efficiency Motor Furnaces<sup>1</sup> (Continued)**

UNIT MODEL	FURNACE		COIL MODEL <sup>2</sup>	COOLING				
	MODEL	WIDTH		RATED CFM	NET MBH		SEER	EER
					TOTAL	SENS.		
TCD42B31	TP9C100C20MP12	21.0	CF/CM64D	1225	41.5	29.4	14.75	12.25
TCD42B31	TP9C120D20MP12	24.5	CF/CM/CU42D	1300	41.0	29.8	14.50	12.00
TCD42B31	TP9C120D20MP12	24.5	CF/CM/CU48D	1300	41.0	29.8	14.50	12.00
TCD42B31	TP9C120D20MP12	24.5	CF/CM/CU60D	1250	41.0	29.6	14.75	12.00
TCD42B31	TP9C120D20MP12	24.5	CF/CM64D	1250	41.5	30.0	15.00	12.50
TCD42B31	TPLC080C16MP12	21.0	CF/CM/CU42C	1325	41.0	30.0	14.00	11.75
TCD42B31	TPLC080C16MP12	21.0	CF/CM/CU48C	1325	41.0	30.0	14.25	12.00
TCD42B31	TPLC080C16MP12	21.0	CF/CM/CU48D	1300	41.0	29.8	14.50	12.00
TCD42B31	TPLC080C16MP12	21.0	CF/CM/CU60C	1325	41.5	30.4	14.50	12.00
TCD42B31	TPLC080C16MP12	21.0	CF/CM64D	1250	41.5	29.8	14.75	12.25
TCD42B31	TPLC100C16MP12	21.0	CF/CM/CU42C	1325	41.0	30.0	14.00	11.75
TCD42B31	TPLC100C16MP12	21.0	CF/CM/CU48C	1325	41.0	30.0	14.25	12.00
TCD42B31	TPLC100C16MP12	21.0	CF/CM/CU48D	1300	41.0	29.8	14.50	12.00
TCD42B31	TPLC100C16MP12	21.0	CF/CM/CU60C	1325	41.5	30.4	14.50	12.00
TCD42B31	TPLC100C16MP12	21.0	CF/CM64D	1250	41.5	29.8	14.75	12.25
TCD42B31	TPLC100C20MP12	21.0	CF/CM/CU42C	1225	40.5	29.0	14.25	12.00
TCD42B31	TPLC100C20MP12	21.0	CF/CM/CU48C	1300	41.0	29.8	14.50	12.00
TCD42B31	TPLC100C20MP12	21.0	CF/CM/CU60C	1400	41.5	31.2	14.50	12.00
TCD42B31	TPLC100C20MP12	21.0	CF/CM/CU60D	1225	40.5	28.8	14.50	12.00
TCD42B31	TPLC100C20MP12	21.0	CF/CM64D	1200	41.0	28.4	14.50	12.00
TCD42B31	TPLC120C20MP12	21.0	CF/CM/CU42C	1225	40.5	29.0	14.25	12.00
TCD42B31	TPLC120C20MP12	21.0	CF/CM/CU48C	1300	41.0	29.8	14.50	12.00
TCD42B31	TPLC120C20MP12	21.0	CF/CM/CU60C	1400	41.5	31.2	14.50	12.00
TCD42B31	TPLC120C20MP12	21.0	CF/CM/CU60D	1225	40.5	28.8	14.50	12.00
TCD42B31	TPLC120C20MP12	21.0	CF/CM64D	1200	41.0	28.4	14.50	12.00
TCD42B31	CP9C060B12MP12	17.5	CF42B	1175	40.0	27.6	13.75	11.75
TCD42B31	CP9C080B12MP12	17.5	CF42B	1175	40.0	27.6	13.75	11.75
TCD42B31	CP9C080C16MP12	21.0	CF/CM/CU42C	1275	40.5	29.4	14.25	11.75
TCD42B31	CP9C080C16MP12	21.0	CF/CM/CU48C	1275	41.0	29.6	14.50	12.00
TCD42B31	CP9C080C16MP12	21.0	CF/CM/CU48D	1425	41.5	31.0	14.50	12.00
TCD42B31	CP9C080C16MP12	21.0	CF/CM/CU60C	1200	40.5	28.2	14.50	12.00
TCD42B31	CP9C080C16MP12	21.0	CF/CM/CU60D	1425	41.5	31.6	14.25	11.75
TCD42B31	CP9C080C16MP12	21.0	CF/CM64D	1300	42.0	30.4	14.75	12.25
TCD42B31	CP9C100C16MP12	21.0	CF/CM/CU42C	1275	40.5	29.4	14.25	11.75
TCD42B31	CP9C100C16MP12	21.0	CF/CM/CU48C	1275	41.0	29.6	14.50	12.00
TCD42B31	CP9C100C16MP12	21.0	CF/CM/CU48D	1425	41.5	31.0	14.50	12.00
TCD42B31	CP9C100C16MP12	21.0	CF/CM/CU60C	1200	40.5	28.2	14.50	12.00
TCD42B31	CP9C100C16MP12	21.0	CF/CM/CU60D	1425	41.5	31.6	14.25	11.75
TCD42B31	CP9C100C16MP12	21.0	CF/CM64D	1300	42.0	30.4	14.75	12.25
TCD42B31	CP9C100C20MP12	21.0	CF/CM/CU42C	1275	40.5	29.4	14.00	11.75
TCD42B31	CP9C100C20MP12	21.0	CF/CM/CU48C	1275	41.0	29.4	14.25	12.00
TCD42B31	CP9C100C20MP12	21.0	CF/CM/CU48D	1300	41.0	29.8	14.50	12.00
TCD42B31	CP9C100C20MP12	21.0	CF/CM/CU60C	1275	41.0	29.8	14.50	12.00
TCD42B31	CP9C100C20MP12	21.0	CF/CM/CU60D	1250	41.0	29.6	14.75	12.00
TCD42B31	CP9C100C20MP12	21.0	CF/CM64D	1225	41.5	29.4	14.75	12.25
TCD42B31	CP9C120D20MP12	24.5	CF/CM/CU42D	1300	41.0	29.8	14.50	12.00
TCD42B31	CP9C120D20MP12	24.5	CF/CM/CU48D	1300	41.0	29.8	14.50	12.00
TCD42B31	CP9C120D20MP12	24.5	CF/CM/CU60D	1250	41.0	29.6	14.75	12.00
TCD42B31	CP9C120D20MP12	24.5	CF/CM64D	1250	41.5	30.0	15.00	12.50
TCD42B31	CPLC080C16MP12	21.0	CF/CM/CU42C	1325	41.0	30.0	14.00	11.75
TCD42B31	CPLC080C16MP12	21.0	CF/CM/CU48C	1325	41.0	30.0	14.25	12.00
TCD42B31	CPLC080C16MP12	21.0	CF/CM/CU48D	1300	41.0	29.8	14.50	12.00

Continued on next page.

**COOLING CAPACITY - With High Efficiency Motor Furnaces<sup>1</sup> (Continued)**

UNIT MODEL	FURNACE		COIL MODEL <sup>2</sup>	COOLING				
	MODEL	WIDTH		RATED CFM	NET MBH		SEER	EER
					TOTAL	SENS.		
TCD42B31	CPLC080C16MP12	21.0	CF/CM/CU60C	1325	41.5	30.4	14.50	12.00
TCD42B31	CPLC080C16MP12	21.0	CF/CM64D	1250	41.5	29.8	14.75	12.25
TCD42B31	CPLC100C16MP12	21.0	CF/CM/CU42C	1325	41.0	30.0	14.00	11.75
TCD42B31	CPLC100C16MP12	21.0	CF/CM/CU48C	1325	41.0	30.0	14.25	12.00
TCD42B31	CPLC100C16MP12	21.0	CF/CM/CU48D	1300	41.0	29.8	14.50	12.00
TCD42B31	CPLC100C16MP12	21.0	CF/CM/CU60C	1325	41.5	30.4	14.50	12.00
TCD42B31	CPLC100C16MP12	21.0	CF/CM64D	1250	41.5	29.8	14.75	12.25
TCD42B31	CPLC100C20MP12	21.0	CF/CM/CU42C	1225	40.5	29.0	14.25	12.00
TCD42B31	CPLC100C20MP12	21.0	CF/CM/CU48C	1300	41.0	29.8	14.50	12.00
TCD42B31	CPLC100C20MP12	21.0	CF/CM/CU60C	1400	41.5	31.2	14.50	12.00
TCD42B31	CPLC100C20MP12	21.0	CF/CM/CU60D	1225	40.5	28.8	14.50	12.00
TCD42B31	CPLC100C20MP12	21.0	CF/CM64D	1200	41.0	28.4	14.50	12.00
TCD42B31	CPLC120C20MP12	21.0	CF/CM/CU42C	1225	40.5	29.0	14.25	12.00
TCD42B31	CPLC120C20MP12	21.0	CF/CM/CU48C	1300	41.0	29.8	14.50	12.00
TCD42B31	CPLC120C20MP12	21.0	CF/CM/CU60C	1400	41.5	31.2	14.50	12.00
TCD42B31	CPLC120C20MP12	21.0	CF/CM/CU60D	1225	40.5	28.8	14.50	12.00
TCD42B31	CPLC120C20MP12	21.0	CF/CM64D	1200	41.0	28.4	14.50	12.00
TCD42B41	TM8V080C16MP11	21.0	CF/CM/CU42C	1325	40.5	30.0	14.00	11.75
TCD42B41	TM8V080C16MP11	21.0	CF/CM/CU48C	1325	41.0	30.0	14.25	12.00
TCD42B41	TM8V080C16MP11	21.0	CF/CM/CU48D	1300	41.0	29.8	14.50	12.00
TCD42B41	TM8V080C16MP11	21.0	CF/CM/CU60C	1325	41.5	30.4	14.50	12.00
TCD42B41	TM8V080C16MP11	21.0	CF/CM64D	1250	41.5	29.8	14.75	12.25
TCD42B41	TM8V100C16MP11	21.0	CF/CM/CU42C	1325	40.5	30.0	14.00	11.75
TCD42B41	TM8V100C16MP11	21.0	CF/CM/CU48C	1325	41.0	30.0	14.25	12.00
TCD42B41	TM8V100C16MP11	21.0	CF/CM/CU48D	1300	41.0	29.8	14.50	12.00
TCD42B41	TM8V100C16MP11	21.0	CF/CM/CU60C	1325	41.5	30.4	14.50	12.00
TCD42B41	TM8V100C16MP11	21.0	CF/CM64D	1250	41.5	29.8	14.75	12.25
TCD42B41	TM8V100C20MP11	21.0	CF/CM/CU42C	1225	40.5	29.0	14.25	12.00
TCD42B41	TM8V100C20MP11	21.0	CF/CM/CU48C	1300	41.0	29.8	14.50	12.00
TCD42B41	TM8V100C20MP11	21.0	CF/CM/CU60C	1400	41.5	31.2	14.50	12.00
TCD42B41	TM8V100C20MP11	21.0	CF/CM/CU60D	1225	40.5	28.8	14.50	12.00
TCD42B41	TM8V100C20MP11	21.0	CF/CM64D	1200	41.0	28.2	14.50	12.00
TCD42B41	TM8V120C20MP11	21.0	CF/CM/CU42C	1225	40.5	29.0	14.25	12.00
TCD42B41	TM8V120C20MP11	21.0	CF/CM/CU48C	1300	41.0	29.8	14.50	12.00
TCD42B41	TM8V120C20MP11	21.0	CF/CM/CU60C	1400	41.5	31.2	14.50	12.00
TCD42B41	TM8V120C20MP11	21.0	CF/CM/CU60D	1225	40.5	28.8	14.50	12.00
TCD42B41	TM8V120C20MP11	21.0	CF/CM64D	1200	41.0	28.2	14.50	12.00
TCD42B41	TM8X080B12MP11	17.5	CF42B	1175	39.0	27.0	13.75	11.75
TCD42B41	TM8X080C16MP11	21.0	CF/CM/CU42C	1200	40.0	27.8	14.25	12.00
TCD42B41	TM8X080C16MP11	21.0	CF/CM/CU42D	1400	41.0	30.8	14.25	11.75
TCD42B41	TM8X080C16MP11	21.0	CF/CM/CU48C	1400	41.5	30.8	14.25	11.75
TCD42B41	TM8X080C16MP11	21.0	CF/CM/CU48D	1400	41.5	30.8	14.25	11.75
TCD42B41	TM8X080C16MP11	21.0	CF/CM/CU60C	1200	40.5	28.2	14.50	12.00
TCD42B41	TM8X080C16MP11	21.0	CF/CM/CU60D	1200	40.5	28.2	14.50	12.00
TCD42B41	TM8X080C16MP11	21.0	CF/CM64D	1200	41.0	28.2	14.75	12.25
TCD42B41	TM8X100C16MP11	21.0	CF/CM/CU42C	1200	40.0	27.8	14.25	12.00
TCD42B41	TM8X100C16MP11	21.0	CF/CM/CU42D	1400	41.0	30.8	14.25	11.75
TCD42B41	TM8X100C16MP11	21.0	CF/CM/CU48C	1400	41.5	30.8	14.25	11.75
TCD42B41	TM8X100C16MP11	21.0	CF/CM/CU48D	1400	41.5	30.8	14.25	11.75
TCD42B41	TM8X100C16MP11	21.0	CF/CM/CU60C	1200	40.5	28.2	14.50	12.00
TCD42B41	TM8X100C16MP11	21.0	CF/CM/CU60D	1200	40.5	28.2	14.50	12.00
TCD42B41	TM8X100C16MP11	21.0	CF/CM64D	1200	41.0	28.2	14.75	12.25

Continued on next page.

**COOLING CAPACITY - With High Efficiency Motor Furnaces<sup>1</sup> (Continued)**

UNIT MODEL	FURNACE		COIL MODEL <sup>2</sup>	COOLING				
	MODEL	WIDTH		RATED CFM	NET MBH		SEER	EER
					TOTAL	SENS.		
TCD42B41	TM8X100C20MP11	21.0	CF/CM/CU42C	1400	41.5	31.0	14.25	12.00
TCD42B41	TM8X100C20MP11	21.0	CF/CM/CU42D	1275	41.0	29.6	14.50	12.25
TCD42B41	TM8X100C20MP11	21.0	CF/CM/CU48C	1275	41.0	29.6	14.75	12.25
TCD42B41	TM8X100C20MP11	21.0	CF/CM/CU60C	1275	41.5	30.0	15.00	12.25
TCD42B41	TM8X100C20MP11	21.0	CF/CM/CU60D	1275	41.5	30.0	15.00	12.25
TCD42B41	TM8X100C20MP11	21.0	CF/CM64D	1275	42.0	30.2	15.00	12.50
TCD42B41	TM8X120C20MP11	21.0	CF/CM/CU42C	1400	41.5	31.0	14.25	12.00
TCD42B41	TM8X120C20MP11	21.0	CF/CM/CU42D	1275	41.0	29.6	14.50	12.25
TCD42B41	TM8X120C20MP11	21.0	CF/CM/CU48C	1275	41.0	29.6	14.75	12.25
TCD42B41	TM8X120C20MP11	21.0	CF/CM/CU60C	1275	41.5	30.0	15.00	12.25
TCD42B41	TM8X120C20MP11	21.0	CF/CM/CU60D	1275	41.5	30.0	15.00	12.25
TCD42B41	TM8X120C20MP11	21.0	CF/CM64D	1275	42.0	30.2	15.00	12.50
TCD42B41	TM8Y080B12MP11	17.5	CF42B	1175	39.0	27.0	13.75	11.75
TCD42B41	TM8Y080C16MP11	21.0	CF/CM/CU42C	1200	40.0	27.8	14.25	12.00
TCD42B41	TM8Y080C16MP11	21.0	CF/CM/CU42D	1400	41.0	30.8	14.25	11.75
TCD42B41	TM8Y080C16MP11	21.0	CF/CM/CU48C	1400	41.5	30.8	14.25	11.75
TCD42B41	TM8Y080C16MP11	21.0	CF/CM/CU48D	1400	41.5	30.8	14.25	11.75
TCD42B41	TM8Y080C16MP11	21.0	CF/CM/CU60C	1200	40.5	28.2	14.50	12.00
TCD42B41	TM8Y080C16MP11	21.0	CF/CM/CU60D	1200	40.5	28.2	14.50	12.00
TCD42B41	TM8Y080C16MP11	21.0	CF/CM64D	1200	41.0	28.2	14.75	12.25
TCD42B41	TM8Y100C16MP11	21.0	CF/CM/CU42C	1200	40.0	27.8	14.25	12.00
TCD42B41	TM8Y100C16MP11	21.0	CF/CM/CU42D	1400	41.0	30.8	14.25	11.75
TCD42B41	TM8Y100C16MP11	21.0	CF/CM/CU48C	1400	41.5	30.8	14.25	11.75
TCD42B41	TM8Y100C16MP11	21.0	CF/CM/CU48D	1400	41.5	30.8	14.25	11.75
TCD42B41	TM8Y100C16MP11	21.0	CF/CM/CU60C	1200	40.5	28.2	14.50	12.00
TCD42B41	TM8Y100C16MP11	21.0	CF/CM/CU60D	1200	40.5	28.2	14.50	12.00
TCD42B41	TM8Y100C16MP11	21.0	CF/CM64D	1200	41.0	28.2	14.75	12.25
TCD42B41	TM8Y100C20MP11	21.0	CF/CM/CU42C	1400	41.5	31.0	14.25	12.00
TCD42B41	TM8Y100C20MP11	21.0	CF/CM/CU42D	1275	41.0	29.6	14.50	12.25
TCD42B41	TM8Y100C20MP11	21.0	CF/CM/CU48C	1275	41.0	29.6	14.75	12.25
TCD42B41	TM8Y100C20MP11	21.0	CF/CM/CU60C	1275	41.5	30.0	15.00	12.25
TCD42B41	TM8Y100C20MP11	21.0	CF/CM/CU60D	1275	41.5	30.0	15.00	12.25
TCD42B41	TM8Y100C20MP11	21.0	CF/CM64D	1275	42.0	30.2	15.00	12.50
TCD42B41	TM8Y120C20MP11	21.0	CF/CM/CU42C	1400	41.5	31.0	14.25	12.00
TCD42B41	TM8Y120C20MP11	21.0	CF/CM/CU42D	1275	41.0	29.6	14.50	12.25
TCD42B41	TM8Y120C20MP11	21.0	CF/CM/CU48C	1275	41.0	29.6	14.75	12.25
TCD42B41	TM8Y120C20MP11	21.0	CF/CM/CU60C	1275	41.5	30.0	15.00	12.25
TCD42B41	TM8Y120C20MP11	21.0	CF/CM/CU60D	1275	41.5	30.0	15.00	12.25
TCD42B41	TM8Y120C20MP11	21.0	CF/CM64D	1275	42.0	30.2	15.00	12.50
TCD42B41	TM9E080C16MP11	21.0	CF/CM/CU42C	1225	40.5	29.0	14.25	12.00
TCD42B41	TM9E080C16MP11	21.0	CF/CM/CU42D	1325	40.5	30.0	14.00	11.75
TCD42B41	TM9E080C16MP11	21.0	CF/CM/CU48C	1325	41.0	29.8	14.00	11.75
TCD42B41	TM9E080C16MP11	21.0	CF/CM/CU48D	1225	40.5	29.0	14.50	12.00
TCD42B41	TM9E080C16MP11	21.0	CF/CM/CU60C	1200	40.0	28.0	14.25	12.00
TCD42B41	TM9E080C16MP11	21.0	CF/CM/CU60D	1200	40.0	28.0	14.25	12.00
TCD42B41	TM9E080C16MP11	21.0	CF/CM64D	1225	41.5	29.6	14.75	12.25
TCD42B41	TM9E100C16MP11	21.0	CF/CM/CU42C	1225	40.5	29.0	14.25	12.00
TCD42B41	TM9E100C16MP11	21.0	CF/CM/CU42D	1325	40.5	30.0	14.00	11.75
TCD42B41	TM9E100C16MP11	21.0	CF/CM/CU48C	1325	41.0	29.8	14.00	11.75
TCD42B41	TM9E100C16MP11	21.0	CF/CM/CU48D	1225	40.5	29.0	14.50	12.00
TCD42B41	TM9E100C16MP11	21.0	CF/CM/CU60C	1200	40.0	28.0	14.25	12.00
TCD42B41	TM9E100C16MP11	21.0	CF/CM/CU60D	1200	40.0	28.0	14.25	12.00

Continued on next page.

**COOLING CAPACITY - With High Efficiency Motor Furnaces<sup>1</sup> (Continued)**

UNIT MODEL	FURNACE		COIL MODEL <sup>2</sup>	COOLING				
	MODEL	WIDTH		RATED CFM	NET MBH		SEER	EER
					TOTAL	SENS.		
TCD42B41	TM9E100C16MP11	21.0	CF/CM64D	1225	41.5	29.6	14.75	12.25
TCD42B41	TM9E100C20MP11	21.0	CF/CM/CU42C	1225	40.5	29.0	14.50	12.00
TCD42B41	TM9E100C20MP11	21.0	CF/CM/CU42D	1225	40.5	29.0	14.50	12.00
TCD42B41	TM9E100C20MP11	21.0	CF/CM/CU48C	1225	40.5	29.0	14.50	12.00
TCD42B41	TM9E100C20MP11	21.0	CF/CM/CU48D	1225	40.5	29.0	14.50	12.00
TCD42B41	TM9E100C20MP11	21.0	CF/CM/CU60C	1225	41.0	29.2	14.75	12.00
TCD42B41	TM9E100C20MP11	21.0	CF/CM/CU60D	1250	41.0	29.6	14.75	12.00
TCD42B41	TM9E100C20MP11	21.0	CF/CM64D	1225	41.5	29.6	14.75	12.25
TCD42B41	TM9E120D20MP11	24.5	CF/CM/CU42D	1250	40.5	29.0	14.50	12.25
TCD42B41	TM9E120D20MP11	24.5	CF/CM/CU48D	1250	41.0	29.4	14.75	12.25
TCD42B41	TM9E120D20MP11	24.5	CF/CM/CU60D	1225	41.0	29.4	14.75	12.00
TCD42B41	TM9E120D20MP11	24.5	CF/CM64D	1225	41.5	29.8	15.00	12.50
TCD42B41	TM9V060B12MP11	17.5	CF42B	1175	40.0	27.6	13.75	11.75
TCD42B41	TM9V080B12MP11	17.5	CF42B	1175	40.0	27.6	13.75	11.75
TCD42B41	TM9V080C16MP11	21.0	CF/CM/CU42C	1275	40.5	29.4	14.25	11.75
TCD42B41	TM9V080C16MP11	21.0	CF/CM/CU48C	1275	41.0	29.4	14.50	12.00
TCD42B41	TM9V080C16MP11	21.0	CF/CM/CU48D	1425	41.5	31.0	14.50	12.00
TCD42B41	TM9V080C16MP11	21.0	CF/CM/CU60C	1200	40.5	28.2	14.50	12.00
TCD42B41	TM9V080C16MP11	21.0	CF/CM/CU60D	1425	41.5	31.6	14.25	11.75
TCD42B41	TM9V080C16MP11	21.0	CF/CM64D	1300	42.0	30.4	14.75	12.25
TCD42B41	TM9V100C16MP11	21.0	CF/CM/CU42C	1275	40.5	29.4	14.25	11.75
TCD42B41	TM9V100C16MP11	21.0	CF/CM/CU48C	1275	41.0	29.4	14.50	12.00
TCD42B41	TM9V100C16MP11	21.0	CF/CM/CU48D	1425	41.5	31.0	14.50	12.00
TCD42B41	TM9V100C16MP11	21.0	CF/CM/CU60C	1200	40.5	28.2	14.50	12.00
TCD42B41	TM9V100C16MP11	21.0	CF/CM/CU60D	1425	41.5	31.6	14.25	11.75
TCD42B41	TM9V100C16MP11	21.0	CF/CM64D	1300	42.0	30.4	14.75	12.25
TCD42B41	TM9V100C20MP11	21.0	CF/CM/CU42C	1275	40.5	29.4	14.00	11.75
TCD42B41	TM9V100C20MP11	21.0	CF/CM/CU48C	1275	41.0	29.4	14.25	12.00
TCD42B41	TM9V100C20MP11	21.0	CF/CM/CU48D	1300	41.0	29.8	14.50	12.00
TCD42B41	TM9V100C20MP11	21.0	CF/CM/CU60C	1275	41.0	29.6	14.50	12.00
TCD42B41	TM9V100C20MP11	21.0	CF/CM/CU60D	1250	41.0	29.6	14.75	12.00
TCD42B41	TM9V100C20MP11	21.0	CF/CM64D	1225	41.5	29.6	14.75	12.25
TCD42B41	TM9V120D20MP11	24.5	CF/CM/CU42D	1300	41.0	29.8	14.50	12.00
TCD42B41	TM9V120D20MP11	24.5	CF/CM/CU48D	1300	41.0	29.8	14.50	12.00
TCD42B41	TM9V120D20MP11	24.5	CF/CM/CU60D	1250	41.0	29.6	14.75	12.00
TCD42B41	TM9V120D20MP11	24.5	CF/CM64D	1250	41.5	29.6	15.00	12.50
TCD42B41	TM9Y080C16MP11	21.0	CF/CM/CU42C	1225	40.5	29.0	14.25	12.00
TCD42B41	TM9Y080C16MP11	21.0	CF/CM/CU42D	1325	40.5	30.0	14.00	11.75
TCD42B41	TM9Y080C16MP11	21.0	CF/CM/CU48C	1325	41.0	29.8	14.00	11.75
TCD42B41	TM9Y080C16MP11	21.0	CF/CM/CU48D	1225	40.5	29.0	14.50	12.00
TCD42B41	TM9Y080C16MP11	21.0	CF/CM/CU60C	1200	40.0	28.0	14.25	12.00
TCD42B41	TM9Y080C16MP11	21.0	CF/CM/CU60D	1200	40.0	28.0	14.25	12.00
TCD42B41	TM9Y080C16MP11	21.0	CF/CM64D	1225	41.5	29.6	14.75	12.25
TCD42B41	TM9Y100C16MP11	21.0	CF/CM/CU42C	1225	40.5	29.0	14.25	12.00
TCD42B41	TM9Y100C16MP11	21.0	CF/CM/CU42D	1325	40.5	30.0	14.00	11.75
TCD42B41	TM9Y100C16MP11	21.0	CF/CM/CU48C	1325	41.0	29.8	14.00	11.75
TCD42B41	TM9Y100C16MP11	21.0	CF/CM/CU48D	1225	40.5	29.0	14.50	12.00
TCD42B41	TM9Y100C16MP11	21.0	CF/CM/CU60C	1200	40.0	28.0	14.25	12.00
TCD42B41	TM9Y100C16MP11	21.0	CF/CM/CU60D	1200	40.0	28.0	14.25	12.00
TCD42B41	TM9Y100C16MP11	21.0	CF/CM64D	1225	41.5	29.6	14.75	12.25
TCD42B41	TM9Y100C20MP11	21.0	CF/CM/CU42C	1225	40.5	29.0	14.50	12.00
TCD42B41	TM9Y100C20MP11	21.0	CF/CM/CU42D	1225	40.5	29.0	14.50	12.00

Continued on next page.

**COOLING CAPACITY - With High Efficiency Motor Furnaces<sup>1</sup> (Continued)**

UNIT MODEL	FURNACE		COIL MODEL <sup>2</sup>	COOLING				
	MODEL	WIDTH		RATED CFM	NET MBH		SEER	EER
					TOTAL	SENS.		
TCD42B41	TM9Y100C20MP11	21.0	CF/CM/CU48C	1225	40.5	29.0	14.50	12.00
TCD42B41	TM9Y100C20MP11	21.0	CF/CM/CU48D	1225	40.5	29.0	14.50	12.00
TCD42B41	TM9Y100C20MP11	21.0	CF/CM/CU60C	1225	41.0	29.2	14.75	12.00
TCD42B41	TM9Y100C20MP11	21.0	CF/CM/CU60D	1250	41.0	29.6	14.75	12.00
TCD42B41	TM9Y100C20MP11	21.0	CF/CM64D	1225	41.5	29.6	14.75	12.25
TCD42B41	TM9Y120D20MP11	24.5	CF/CM/CU42D	1250	40.5	29.0	14.50	12.25
TCD42B41	TM9Y120D20MP11	24.5	CF/CM/CU48D	1250	41.0	29.4	14.75	12.25
TCD42B41	TM9Y120D20MP11	24.5	CF/CM/CU60D	1225	41.0	29.4	14.75	12.00
TCD42B41	TM9Y120D20MP11	24.5	CF/CM64D	1225	41.5	29.8	15.00	12.50
TCD42B41	TMLV080C16MP11	21.0	CF/CM/CU42C	1325	40.5	30.0	14.00	11.75
TCD42B41	TMLV080C16MP11	21.0	CF/CM/CU48C	1325	41.0	30.0	14.25	12.00
TCD42B41	TMLV080C16MP11	21.0	CF/CM/CU48D	1300	41.0	29.8	14.50	12.00
TCD42B41	TMLV080C16MP11	21.0	CF/CM/CU60C	1325	41.5	30.4	14.50	12.00
TCD42B41	TMLV080C16MP11	21.0	CF/CM64D	1250	41.5	29.8	14.75	12.25
TCD42B41	TMLV100C16MP11	21.0	CF/CM/CU42C	1325	40.5	30.0	14.00	11.75
TCD42B41	TMLV100C16MP11	21.0	CF/CM/CU48C	1325	41.0	30.0	14.25	12.00
TCD42B41	TMLV100C16MP11	21.0	CF/CM/CU48D	1300	41.0	29.8	14.50	12.00
TCD42B41	TMLV100C16MP11	21.0	CF/CM/CU60C	1325	41.5	30.4	14.50	12.00
TCD42B41	TMLV100C16MP11	21.0	CF/CM64D	1250	41.5	29.8	14.75	12.25
TCD42B41	TMLV100C20MP11	21.0	CF/CM/CU42C	1225	40.5	29.0	14.25	12.00
TCD42B41	TMLV100C20MP11	21.0	CF/CM/CU48C	1300	41.0	29.8	14.50	12.00
TCD42B41	TMLV100C20MP11	21.0	CF/CM/CU60C	1400	41.5	31.2	14.50	12.00
TCD42B41	TMLV100C20MP11	21.0	CF/CM/CU60D	1225	40.5	28.8	14.50	12.00
TCD42B41	TMLV100C20MP11	21.0	CF/CM64D	1200	41.0	28.2	14.50	12.00
TCD42B41	TMLV120C20MP11	21.0	CF/CM/CU42C	1225	40.5	29.0	14.25	12.00
TCD42B41	TMLV120C20MP11	21.0	CF/CM/CU48C	1300	41.0	29.8	14.50	12.00
TCD42B41	TMLV120C20MP11	21.0	CF/CM/CU60C	1400	41.5	31.2	14.50	12.00
TCD42B41	TMLV120C20MP11	21.0	CF/CM/CU60D	1225	40.5	28.8	14.50	12.00
TCD42B41	TMLV120C20MP11	21.0	CF/CM64D	1200	41.0	28.2	14.50	12.00
TCD42B41	TMLX080B12MP11	17.5	CF42B	1175	39.0	27.0	13.75	11.75
TCD42B41	TMLX080C16MP11	21.0	CF/CM/CU42C	1200	40.0	27.8	14.25	12.00
TCD42B41	TMLX080C16MP11	21.0	CF/CM/CU42D	1400	41.0	30.8	14.25	11.75
TCD42B41	TMLX080C16MP11	21.0	CF/CM/CU48C	1400	41.5	30.8	14.25	11.75
TCD42B41	TMLX080C16MP11	21.0	CF/CM/CU48D	1400	41.5	30.8	14.25	11.75
TCD42B41	TMLX080C16MP11	21.0	CF/CM/CU60C	1200	40.5	28.2	14.50	12.00
TCD42B41	TMLX080C16MP11	21.0	CF/CM/CU60D	1200	40.5	28.2	14.50	12.00
TCD42B41	TMLX080C16MP11	21.0	CF/CM64D	1200	41.0	28.2	14.75	12.25
TCD42B41	TMLX100C16MP11	21.0	CF/CM/CU42C	1200	40.0	27.8	14.25	12.00
TCD42B41	TMLX100C16MP11	21.0	CF/CM/CU42D	1400	41.0	30.8	14.25	11.75
TCD42B41	TMLX100C16MP11	21.0	CF/CM/CU48C	1400	41.5	30.8	14.25	11.75
TCD42B41	TMLX100C16MP11	21.0	CF/CM/CU48D	1400	41.5	30.8	14.25	11.75
TCD42B41	TMLX100C16MP11	21.0	CF/CM/CU60C	1200	40.5	28.2	14.50	12.00
TCD42B41	TMLX100C16MP11	21.0	CF/CM/CU60D	1200	40.5	28.2	14.50	12.00
TCD42B41	TMLX100C16MP11	21.0	CF/CM64D	1200	41.0	28.2	14.75	12.25
TCD42B41	TMLX100C20MP11	21.0	CF/CM/CU42C	1400	41.5	31.0	14.25	12.00
TCD42B41	TMLX100C20MP11	21.0	CF/CM/CU42D	1275	41.0	29.6	14.50	12.25
TCD42B41	TMLX100C20MP11	21.0	CF/CM/CU48C	1275	41.0	29.6	14.75	12.25
TCD42B41	TMLX100C20MP11	21.0	CF/CM/CU60C	1275	41.5	30.0	15.00	12.25
TCD42B41	TMLX100C20MP11	21.0	CF/CM/CU60D	1275	41.5	30.0	15.00	12.25
TCD42B41	TMLX100C20MP11	21.0	CF/CM64D	1275	42.0	30.2	15.00	12.50
TCD42B41	TMLX120C20MP11	21.0	CF/CM/CU42C	1400	41.5	31.0	14.25	12.00
TCD42B41	TMLX120C20MP11	21.0	CF/CM/CU42D	1275	41.0	29.6	14.50	12.25

Continued on next page.



**COOLING CAPACITY - With High Efficiency Motor Furnaces<sup>1</sup> (Continued)**

UNIT MODEL	FURNACE		COIL MODEL <sup>2</sup>	COOLING				
	MODEL	WIDTH		RATED CFM	NET MBH		SEER	EER
					TOTAL	SENS.		
TCD42B41	TMLX120C20MP11	21.0	CF/CM/CU48C	1275	41.0	29.6	14.75	12.25
TCD42B41	TMLX120C20MP11	21.0	CF/CM/CU60C	1275	41.5	30.0	15.00	12.25
TCD42B41	TMLX120C20MP11	21.0	CF/CM/CU60D	1275	41.5	30.0	15.00	12.25
TCD42B41	TMLX120C20MP11	21.0	CF/CM64D	1275	42.0	30.2	15.00	12.50
TCD42B41	TP9C060B12MP12	17.5	CF42B	1175	40.0	27.6	13.75	11.75
TCD42B41	TP9C080B12MP12	17.5	CF42B	1175	40.0	27.6	13.75	11.75
TCD42B41	TP9C080C16MP12	21.0	CF/CM/CU42C	1275	40.5	29.4	14.25	11.75
TCD42B41	TP9C080C16MP12	21.0	CF/CM/CU48C	1275	41.0	29.4	14.50	12.00
TCD42B41	TP9C080C16MP12	21.0	CF/CM/CU48D	1425	41.5	31.0	14.50	12.00
TCD42B41	TP9C080C16MP12	21.0	CF/CM/CU60C	1200	40.5	28.2	14.50	12.00
TCD42B41	TP9C080C16MP12	21.0	CF/CM/CU60D	1425	41.5	31.6	14.25	11.75
TCD42B41	TP9C080C16MP12	21.0	CF/CM64D	1300	42.0	30.4	14.75	12.25
TCD42B41	TP9C100C16MP12	21.0	CF/CM/CU42C	1275	40.5	29.4	14.25	11.75
TCD42B41	TP9C100C16MP12	21.0	CF/CM/CU48C	1275	41.0	29.4	14.50	12.00
TCD42B41	TP9C100C16MP12	21.0	CF/CM/CU48D	1425	41.5	31.0	14.50	12.00
TCD42B41	TP9C100C16MP12	21.0	CF/CM/CU60C	1200	40.5	28.2	14.50	12.00
TCD42B41	TP9C100C16MP12	21.0	CF/CM/CU60D	1425	41.5	31.6	14.25	11.75
TCD42B41	TP9C100C16MP12	21.0	CF/CM64D	1300	42.0	30.4	14.75	12.25
TCD42B41	TP9C100C20MP12	21.0	CF/CM/CU42C	1275	40.5	29.4	14.00	11.75
TCD42B41	TP9C100C20MP12	21.0	CF/CM/CU48C	1275	41.0	29.4	14.25	12.00
TCD42B41	TP9C100C20MP12	21.0	CF/CM/CU48D	1300	41.0	29.8	14.50	12.00
TCD42B41	TP9C100C20MP12	21.0	CF/CM/CU60C	1275	41.0	29.6	14.50	12.00
TCD42B41	TP9C100C20MP12	21.0	CF/CM/CU60D	1250	41.0	29.6	14.75	12.00
TCD42B41	TP9C100C20MP12	21.0	CF/CM64D	1225	41.5	29.6	14.75	12.25
TCD42B41	TP9C120D20MP12	24.5	CF/CM/CU42D	1300	41.0	29.8	14.50	12.00
TCD42B41	TP9C120D20MP12	24.5	CF/CM/CU48D	1300	41.0	29.8	14.50	12.00
TCD42B41	TP9C120D20MP12	24.5	CF/CM/CU60D	1250	41.0	29.6	14.75	12.00
TCD42B41	TP9C120D20MP12	24.5	CF/CM64D	1250	41.5	29.6	15.00	12.50
TCD42B41	TPLC080C16MP12	21.0	CF/CM/CU42C	1325	40.5	30.0	14.00	11.75
TCD42B41	TPLC080C16MP12	21.0	CF/CM/CU48C	1325	41.0	30.0	14.25	12.00
TCD42B41	TPLC080C16MP12	21.0	CF/CM/CU48D	1300	41.0	29.8	14.50	12.00
TCD42B41	TPLC080C16MP12	21.0	CF/CM/CU60C	1325	41.5	30.4	14.50	12.00
TCD42B41	TPLC080C16MP12	21.0	CF/CM64D	1250	41.5	29.8	14.75	12.25
TCD42B41	TPLC100C16MP12	21.0	CF/CM/CU42C	1325	40.5	30.0	14.00	11.75
TCD42B41	TPLC100C16MP12	21.0	CF/CM/CU48C	1325	41.0	30.0	14.25	12.00
TCD42B41	TPLC100C16MP12	21.0	CF/CM/CU48D	1300	41.0	29.8	14.50	12.00
TCD42B41	TPLC100C16MP12	21.0	CF/CM/CU60C	1325	41.5	30.4	14.50	12.00
TCD42B41	TPLC100C16MP12	21.0	CF/CM64D	1250	41.5	29.8	14.75	12.25
TCD42B41	TPLC100C20MP12	21.0	CF/CM/CU42C	1225	40.5	29.0	14.25	12.00
TCD42B41	TPLC100C20MP12	21.0	CF/CM/CU48C	1300	41.0	29.8	14.50	12.00
TCD42B41	TPLC100C20MP12	21.0	CF/CM/CU60C	1400	41.5	31.2	14.50	12.00
TCD42B41	TPLC100C20MP12	21.0	CF/CM/CU60D	1225	40.5	28.8	14.50	12.00
TCD42B41	TPLC100C20MP12	21.0	CF/CM64D	1200	41.0	28.2	14.50	12.00
TCD42B41	TPLC120C20MP12	21.0	CF/CM/CU42C	1225	40.5	29.0	14.25	12.00
TCD42B41	TPLC120C20MP12	21.0	CF/CM/CU48C	1300	41.0	29.8	14.50	12.00
TCD42B41	TPLC120C20MP12	21.0	CF/CM/CU60C	1400	41.5	31.2	14.50	12.00
TCD42B41	TPLC120C20MP12	21.0	CF/CM/CU60D	1225	40.5	28.8	14.50	12.00
TCD42B41	TPLC120C20MP12	21.0	CF/CM64D	1200	41.0	28.2	14.50	12.00
TCD42B41	CP9C060B12MP12	17.5	CF42B	1175	40.0	27.6	13.75	11.75
TCD42B41	CP9C080B12MP12	17.5	CF42B	1175	40.0	27.6	13.75	11.75
TCD42B41	CP9C080C16MP12	21.0	CF/CM/CU42C	1275	40.5	29.4	14.25	11.75
TCD42B41	CP9C080C16MP12	21.0	CF/CM/CU48C	1275	41.0	29.4	14.50	12.00

Continued on next page.

**COOLING CAPACITY - With High Efficiency Motor Furnaces<sup>1</sup> (Continued)**

UNIT MODEL	FURNACE		COIL MODEL <sup>2</sup>	COOLING				
	MODEL	WIDTH		RATED CFM	NET MBH		SEER	EER
					TOTAL	SENS.		
TCD42B41	CP9C080C16MP12	21.0	CF/CM/CU48D	1425	41.5	31.0	14.50	12.00
TCD42B41	CP9C080C16MP12	21.0	CF/CM/CU60C	1200	40.5	28.2	14.50	12.00
TCD42B41	CP9C080C16MP12	21.0	CF/CM/CU60D	1425	41.5	31.6	14.25	11.75
TCD42B41	CP9C080C16MP12	21.0	CF/CM64D	1300	42.0	30.4	14.75	12.25
TCD42B41	CP9C100C16MP12	21.0	CF/CM/CU42C	1275	40.5	29.4	14.25	11.75
TCD42B41	CP9C100C16MP12	21.0	CF/CM/CU48C	1275	41.0	29.4	14.50	12.00
TCD42B41	CP9C100C16MP12	21.0	CF/CM/CU48D	1425	41.5	31.0	14.50	12.00
TCD42B41	CP9C100C16MP12	21.0	CF/CM/CU60C	1200	40.5	28.2	14.50	12.00
TCD42B41	CP9C100C16MP12	21.0	CF/CM/CU60D	1425	41.5	31.6	14.25	11.75
TCD42B41	CP9C100C16MP12	21.0	CF/CM64D	1300	42.0	30.4	14.75	12.25
TCD42B41	CP9C100C20MP12	21.0	CF/CM/CU42C	1275	40.5	29.4	14.00	11.75
TCD42B41	CP9C100C20MP12	21.0	CF/CM/CU48C	1275	41.0	29.4	14.25	12.00
TCD42B41	CP9C100C20MP12	21.0	CF/CM/CU48D	1300	41.0	29.8	14.50	12.00
TCD42B41	CP9C100C20MP12	21.0	CF/CM/CU60C	1275	41.0	29.6	14.50	12.00
TCD42B41	CP9C100C20MP12	21.0	CF/CM/CU60D	1250	41.0	29.6	14.75	12.00
TCD42B41	CP9C100C20MP12	21.0	CF/CM64D	1225	41.5	29.6	14.75	12.25
TCD42B41	CP9C120D20MP12	24.5	CF/CM/CU42D	1300	41.0	29.8	14.50	12.00
TCD42B41	CP9C120D20MP12	24.5	CF/CM/CU48D	1300	41.0	29.8	14.50	12.00
TCD42B41	CP9C120D20MP12	24.5	CF/CM/CU60D	1250	41.0	29.6	14.75	12.00
TCD42B41	CP9C120D20MP12	24.5	CF/CM64D	1250	41.5	29.6	15.00	12.50
TCD42B41	CPLC080C16MP12	21.0	CF/CM/CU42C	1325	40.5	30.0	14.00	11.75
TCD42B41	CPLC080C16MP12	21.0	CF/CM/CU48C	1325	41.0	30.0	14.25	12.00
TCD42B41	CPLC080C16MP12	21.0	CF/CM/CU48D	1300	41.0	29.8	14.50	12.00
TCD42B41	CPLC080C16MP12	21.0	CF/CM/CU60C	1325	41.5	30.4	14.50	12.00
TCD42B41	CPLC080C16MP12	21.0	CF/CM64D	1250	41.5	29.8	14.75	12.25
TCD42B41	CPLC100C16MP12	21.0	CF/CM/CU42C	1325	40.5	30.0	14.00	11.75
TCD42B41	CPLC100C16MP12	21.0	CF/CM/CU48C	1325	41.0	30.0	14.25	12.00
TCD42B41	CPLC100C16MP12	21.0	CF/CM/CU48D	1300	41.0	29.8	14.50	12.00
TCD42B41	CPLC100C16MP12	21.0	CF/CM/CU60C	1325	41.5	30.4	14.50	12.00
TCD42B41	CPLC100C16MP12	21.0	CF/CM64D	1250	41.5	29.8	14.75	12.25
TCD42B41	CPLC100C20MP12	21.0	CF/CM/CU42C	1225	40.5	29.0	14.25	12.00
TCD42B41	CPLC100C20MP12	21.0	CF/CM/CU48C	1300	41.0	29.8	14.50	12.00
TCD42B41	CPLC100C20MP12	21.0	CF/CM/CU60C	1400	41.5	31.2	14.50	12.00
TCD42B41	CPLC100C20MP12	21.0	CF/CM/CU60D	1225	40.5	28.8	14.50	12.00
TCD42B41	CPLC100C20MP12	21.0	CF/CM64D	1200	41.0	28.2	14.50	12.00
TCD42B41	CPLC120C20MP12	21.0	CF/CM/CU42C	1225	40.5	29.0	14.25	12.00
TCD42B41	CPLC120C20MP12	21.0	CF/CM/CU48C	1300	41.0	29.8	14.50	12.00
TCD42B41	CPLC120C20MP12	21.0	CF/CM/CU60C	1400	41.5	31.2	14.50	12.00
TCD42B41	CPLC120C20MP12	21.0	CF/CM/CU60D	1225	40.5	28.8	14.50	12.00
TCD42B41	CPLC120C20MP12	21.0	CF/CM64D	1200	41.0	28.2	14.50	12.00
TCD48B31	TM8V080C16MP11	21.0	CF/CM/CU48C	1325	47.0	32.4	15.00	12.50
TCD48B31	TM8V080C16MP11	21.0	CF/CM/CU48D	1300	48.0	33.2	15.25	12.50
TCD48B31	TM8V080C16MP11	21.0	CF/CM/CU60C	1325	47.0	32.8	15.25	12.75
TCD48B31	TM8V080C16MP11	21.0	CF/CM/CU60D	1325	47.0	32.8	15.25	12.75
TCD48B31	TM8V080C16MP11	21.0	CF/CM64D	1400	48.0	34.6	15.50	12.75
TCD48B31	TM8V100C16MP11	21.0	CF/CM/CU48C	1325	47.0	32.4	15.00	12.50
TCD48B31	TM8V100C16MP11	21.0	CF/CM/CU48D	1300	48.0	33.2	15.25	12.50
TCD48B31	TM8V100C16MP11	21.0	CF/CM/CU60C	1325	47.0	32.8	15.25	12.75
TCD48B31	TM8V100C16MP11	21.0	CF/CM/CU60D	1325	47.0	32.8	15.25	12.75
TCD48B31	TM8V100C16MP11	21.0	CF/CM64D	1400	48.0	34.6	15.50	12.75
TCD48B31	TM8V100C20MP11	21.0	CF/CM/CU48C	1300	47.0	32.6	15.00	12.50
TCD48B31	TM8V100C20MP11	21.0	CF/CM/CU48D	1650	48.0	35.0	15.50	12.75

Continued on next page.

**COOLING CAPACITY - With High Efficiency Motor Furnaces<sup>1</sup> (Continued)**

UNIT MODEL	FURNACE		COIL MODEL <sup>2</sup>	COOLING				
	MODEL	WIDTH		RATED CFM	NET MBH		SEER	EER
					TOTAL	SENS.		
TCD48B31	TM8V100C20MP11	21.0	CF/CM/CU60C	1400	47.5	34.4	15.25	12.75
TCD48B31	TM8V100C20MP11	21.0	CF/CM/CU60D	1350	47.0	32.6	15.00	12.50
TCD48B31	TM8V100C20MP11	21.0	CF/CM64D	1425	47.5	34.4	15.25	12.50
TCD48B31	TM8V120C20MP11	21.0	CF/CM/CU48C	1300	47.0	32.6	15.00	12.50
TCD48B31	TM8V120C20MP11	21.0	CF/CM/CU48D	1650	48.0	35.0	15.50	12.75
TCD48B31	TM8V120C20MP11	21.0	CF/CM/CU60C	1400	47.5	34.4	15.25	12.75
TCD48B31	TM8V120C20MP11	21.0	CF/CM/CU60D	1350	47.0	32.6	15.00	12.50
TCD48B31	TM8V120C20MP11	21.0	CF/CM64D	1425	47.5	34.4	15.25	12.50
TCD48B31	TM8X080C16MP11	21.0	CF/CM/CU48C	1400	47.5	34.0	15.00	12.25
TCD48B31	TM8X080C16MP11	21.0	CF/CM/CU48D	1425	47.5	34.4	15.25	12.50
TCD48B31	TM8X080C16MP11	21.0	CF/CM/CU60C	1400	47.5	34.4	15.25	12.50
TCD48B31	TM8X080C16MP11	21.0	CF/CM/CU60D	1425	47.5	34.4	15.25	12.50
TCD48B31	TM8X080C16MP11	21.0	CF/CM64D	1400	47.5	34.2	15.50	12.75
TCD48B31	TM8X100C16MP11	21.0	CF/CM/CU48C	1400	47.5	34.0	15.00	12.25
TCD48B31	TM8X100C16MP11	21.0	CF/CM/CU48D	1425	47.5	34.4	15.25	12.50
TCD48B31	TM8X100C16MP11	21.0	CF/CM/CU60C	1400	47.5	34.4	15.25	12.50
TCD48B31	TM8X100C16MP11	21.0	CF/CM/CU60D	1425	47.5	34.4	15.25	12.50
TCD48B31	TM8X100C16MP11	21.0	CF/CM64D	1400	47.5	34.2	15.50	12.75
TCD48B31	TM8X100C20MP11	21.0	CF/CM/CU48C	1425	47.0	34.0	15.25	12.50
TCD48B31	TM8X100C20MP11	21.0	CF/CM/CU48D	1300	47.0	32.4	15.50	12.75
TCD48B31	TM8X100C20MP11	21.0	CF/CM/CU60C	1450	47.5	34.6	15.50	12.75
TCD48B31	TM8X100C20MP11	21.0	CF/CM/CU60D	1475	48.0	35.0	15.50	12.75
TCD48B31	TM8X100C20MP11	21.0	CF/CM64D	1450	47.5	34.4	15.75	12.75
TCD48B31	TM8X120C20MP11	21.0	CF/CM/CU48C	1425	47.0	34.0	15.25	12.50
TCD48B31	TM8X120C20MP11	21.0	CF/CM/CU48D	1300	47.0	32.4	15.50	12.75
TCD48B31	TM8X120C20MP11	21.0	CF/CM/CU60C	1450	47.5	34.6	15.50	12.75
TCD48B31	TM8X120C20MP11	21.0	CF/CM/CU60D	1475	48.0	35.0	15.50	12.75
TCD48B31	TM8X120C20MP11	21.0	CF/CM64D	1450	47.5	34.4	15.75	12.75
TCD48B31	TM8Y080C16MP11	21.0	CF/CM/CU48C	1400	47.5	34.0	15.00	12.25
TCD48B31	TM8Y080C16MP11	21.0	CF/CM/CU48D	1425	47.5	34.4	15.25	12.50
TCD48B31	TM8Y080C16MP11	21.0	CF/CM/CU60C	1400	47.5	34.4	15.25	12.50
TCD48B31	TM8Y080C16MP11	21.0	CF/CM/CU60D	1425	47.5	34.4	15.25	12.50
TCD48B31	TM8Y080C16MP11	21.0	CF/CM64D	1400	47.5	34.2	15.50	12.75
TCD48B31	TM8Y100C16MP11	21.0	CF/CM/CU48C	1400	47.5	34.0	15.00	12.25
TCD48B31	TM8Y100C16MP11	21.0	CF/CM/CU48D	1425	47.5	34.4	15.25	12.50
TCD48B31	TM8Y100C16MP11	21.0	CF/CM/CU60C	1400	47.5	34.4	15.25	12.50
TCD48B31	TM8Y100C16MP11	21.0	CF/CM/CU60D	1425	47.5	34.4	15.25	12.50
TCD48B31	TM8Y100C16MP11	21.0	CF/CM64D	1400	47.5	34.2	15.50	12.75
TCD48B31	TM8Y100C20MP11	21.0	CF/CM/CU48C	1425	47.0	34.0	15.25	12.50
TCD48B31	TM8Y100C20MP11	21.0	CF/CM/CU48D	1300	47.0	32.4	15.50	12.75
TCD48B31	TM8Y100C20MP11	21.0	CF/CM/CU60C	1450	47.5	34.6	15.50	12.75
TCD48B31	TM8Y100C20MP11	21.0	CF/CM/CU60D	1475	48.0	35.0	15.50	12.75
TCD48B31	TM8Y100C20MP11	21.0	CF/CM64D	1450	47.5	34.4	15.75	12.75
TCD48B31	TM8Y120C20MP11	21.0	CF/CM/CU48C	1425	47.0	34.0	15.25	12.50
TCD48B31	TM8Y120C20MP11	21.0	CF/CM/CU48D	1300	47.0	32.4	15.50	12.75
TCD48B31	TM8Y120C20MP11	21.0	CF/CM/CU60C	1450	47.5	34.6	15.50	12.75
TCD48B31	TM8Y120C20MP11	21.0	CF/CM/CU60D	1475	48.0	35.0	15.50	12.75
TCD48B31	TM8Y120C20MP11	21.0	CF/CM64D	1450	47.5	34.4	15.75	12.75
TCD48B31	TM9E080C16MP11	21.0	CF/CM/CU48C	1325	46.5	32.0	14.75	12.25
TCD48B31	TM9E080C16MP11	21.0	CF/CM/CU48D	1350	46.5	32.0	14.75	12.25
TCD48B31	TM9E080C16MP11	21.0	CF/CM/CU60C	1325	47.5	33.0	15.00	12.50
TCD48B31	TM9E080C16MP11	21.0	CF/CM/CU60D	1325	47.0	32.6	15.00	12.50

Continued on next page.

**COOLING CAPACITY - With High Efficiency Motor Furnaces<sup>1</sup> (Continued)**

UNIT MODEL	FURNACE		COIL MODEL <sup>2</sup>	COOLING				
	MODEL	WIDTH		RATED CFM	NET MBH		SEER	EER
					TOTAL	SENS.		
TCD48B31	TM9E080C16MP11	21.0	CF/CM64D	1350	47.0	32.6	15.25	12.50
TCD48B31	TM9E100C16MP11	21.0	CF/CM/CU48C	1325	46.5	32.0	14.75	12.25
TCD48B31	TM9E100C16MP11	21.0	CF/CM/CU48D	1350	46.5	32.0	14.75	12.25
TCD48B31	TM9E100C16MP11	21.0	CF/CM/CU60C	1325	47.5	33.0	15.00	12.50
TCD48B31	TM9E100C16MP11	21.0	CF/CM/CU60D	1325	47.0	32.6	15.00	12.50
TCD48B31	TM9E100C16MP11	21.0	CF/CM64D	1350	47.0	32.6	15.25	12.50
TCD48B31	TM9E100C20MP11	21.0	CF/CM/CU48C	1400	47.0	33.6	15.00	12.50
TCD48B31	TM9E100C20MP11	21.0	CF/CM/CU48D	1425	47.5	34.4	15.25	12.50
TCD48B31	TM9E100C20MP11	21.0	CF/CM/CU60C	1400	47.5	34.4	15.25	12.50
TCD48B31	TM9E100C20MP11	21.0	CF/CM/CU60D	1450	47.5	34.6	15.50	12.75
TCD48B31	TM9E100C20MP11	21.0	CF/CM64D	1400	47.5	34.2	15.50	12.75
TCD48B31	TM9E120D20MP11	24.5	CF/CM/CU48D	1425	47.0	34.2	15.25	12.50
TCD48B31	TM9E120D20MP11	24.5	CF/CM/CU60D	1425	47.0	34.2	15.50	12.75
TCD48B31	TM9E120D20MP11	24.5	CF/CM64D	1400	47.0	33.8	15.50	12.75
TCD48B31	TM9V080C16MP11	21.0	CF/CM/CU48C	1425	48.0	34.6	15.25	12.50
TCD48B31	TM9V080C16MP11	21.0	CF/CM/CU48D	1425	47.0	34.2	15.50	12.75
TCD48B31	TM9V080C16MP11	21.0	CF/CM/CU60C	1325	46.5	32.4	15.25	12.50
TCD48B31	TM9V080C16MP11	21.0	CF/CM/CU60D	1425	47.0	34.0	15.00	12.50
TCD48B31	TM9V080C16MP11	21.0	CF/CM64D	1300	46.5	32.6	15.50	12.75
TCD48B31	TM9V100C16MP11	21.0	CF/CM/CU48C	1425	48.0	34.6	15.25	12.50
TCD48B31	TM9V100C16MP11	21.0	CF/CM/CU48D	1425	47.0	34.2	15.50	12.75
TCD48B31	TM9V100C16MP11	21.0	CF/CM/CU60C	1325	46.5	32.4	15.25	12.50
TCD48B31	TM9V100C16MP11	21.0	CF/CM/CU60D	1425	47.0	34.0	15.00	12.50
TCD48B31	TM9V100C16MP11	21.0	CF/CM64D	1300	46.5	32.6	15.50	12.75
TCD48B31	TM9V100C20MP11	21.0	CF/CM/CU48C	1450	48.0	34.4	14.75	12.25
TCD48B31	TM9V100C20MP11	21.0	CF/CM/CU48D	1300	48.0	33.2	15.25	12.75
TCD48B31	TM9V100C20MP11	21.0	CF/CM/CU60C	1500	48.0	35.2	14.75	12.25
TCD48B31	TM9V100C20MP11	21.0	CF/CM/CU60D	1325	46.5	32.4	15.25	12.50
TCD48B31	TM9V100C20MP11	21.0	CF/CM64D	1300	46.5	32.6	15.50	12.75
TCD48B31	TM9V120D20MP11	24.5	CF/CM/CU48D	1300	46.5	32.2	15.25	12.50
TCD48B31	TM9V120D20MP11	24.5	CF/CM/CU60D	1300	46.5	32.4	15.50	12.75
TCD48B31	TM9V120D20MP11	24.5	CF/CM64D	1525	48.0	35.6	15.25	12.50
TCD48B31	TM9Y080C16MP11	21.0	CF/CM/CU48C	1325	46.5	32.0	14.75	12.25
TCD48B31	TM9Y080C16MP11	21.0	CF/CM/CU48D	1350	46.5	32.0	14.75	12.25
TCD48B31	TM9Y080C16MP11	21.0	CF/CM/CU60C	1325	47.5	33.0	15.00	12.50
TCD48B31	TM9Y080C16MP11	21.0	CF/CM/CU60D	1325	47.0	32.6	15.00	12.50
TCD48B31	TM9Y080C16MP11	21.0	CF/CM64D	1350	47.0	32.6	15.25	12.50
TCD48B31	TM9Y100C16MP11	21.0	CF/CM/CU48C	1325	46.5	32.0	14.75	12.25
TCD48B31	TM9Y100C16MP11	21.0	CF/CM/CU48D	1350	46.5	32.0	14.75	12.25
TCD48B31	TM9Y100C16MP11	21.0	CF/CM/CU60C	1325	47.5	33.0	15.00	12.50
TCD48B31	TM9Y100C16MP11	21.0	CF/CM/CU60D	1325	47.0	32.6	15.00	12.50
TCD48B31	TM9Y100C16MP11	21.0	CF/CM64D	1350	47.0	32.6	15.25	12.50
TCD48B31	TM9Y100C20MP11	21.0	CF/CM/CU48C	1400	47.0	33.6	15.00	12.50
TCD48B31	TM9Y100C20MP11	21.0	CF/CM/CU48D	1425	47.5	34.4	15.25	12.50
TCD48B31	TM9Y100C20MP11	21.0	CF/CM/CU60C	1400	47.5	34.4	15.25	12.50
TCD48B31	TM9Y100C20MP11	21.0	CF/CM/CU60D	1450	47.5	34.6	15.50	12.75
TCD48B31	TM9Y100C20MP11	21.0	CF/CM64D	1400	47.5	34.2	15.50	12.75
TCD48B31	TM9Y120D20MP11	24.5	CF/CM/CU48D	1425	47.0	34.2	15.25	12.50
TCD48B31	TM9Y120D20MP11	24.5	CF/CM/CU60D	1425	47.0	34.2	15.50	12.75
TCD48B31	TM9Y120D20MP11	24.5	CF/CM64D	1400	47.0	33.8	15.50	12.75
TCD48B31	TMLV080C16MP11	21.0	CF/CM/CU48C	1325	47.0	32.4	15.00	12.50
TCD48B31	TMLV080C16MP11	21.0	CF/CM/CU48D	1300	48.0	33.2	15.25	12.50

Continued on next page.

**COOLING CAPACITY - With High Efficiency Motor Furnaces<sup>1</sup> (Continued)**

UNIT MODEL	FURNACE		COIL MODEL <sup>2</sup>	COOLING				
	MODEL	WIDTH		RATED CFM	NET MBH		SEER	EER
					TOTAL	SENS.		
TCD48B31	TMLV080C16MP11	21.0	CF/CM/CU60C	1325	47.0	32.8	15.25	12.75
TCD48B31	TMLV080C16MP11	21.0	CF/CM/CU60D	1325	47.0	32.8	15.25	12.75
TCD48B31	TMLV080C16MP11	21.0	CF/CM64D	1400	48.0	34.6	15.50	12.75
TCD48B31	TMLV100C16MP11	21.0	CF/CM/CU48C	1325	47.0	32.4	15.00	12.50
TCD48B31	TMLV100C16MP11	21.0	CF/CM/CU48D	1300	48.0	33.2	15.25	12.50
TCD48B31	TMLV100C16MP11	21.0	CF/CM/CU60C	1325	47.0	32.8	15.25	12.75
TCD48B31	TMLV100C16MP11	21.0	CF/CM/CU60D	1325	47.0	32.8	15.25	12.75
TCD48B31	TMLV100C16MP11	21.0	CF/CM64D	1400	48.0	34.6	15.50	12.75
TCD48B31	TMLV100C20MP11	21.0	CF/CM/CU48C	1300	47.0	32.6	15.00	12.50
TCD48B31	TMLV100C20MP11	21.0	CF/CM/CU48D	1650	48.0	35.0	15.50	12.75
TCD48B31	TMLV100C20MP11	21.0	CF/CM/CU60C	1400	47.5	34.4	15.25	12.75
TCD48B31	TMLV100C20MP11	21.0	CF/CM/CU60D	1350	47.0	32.6	15.00	12.50
TCD48B31	TMLV100C20MP11	21.0	CF/CM64D	1425	47.5	34.4	15.25	12.50
TCD48B31	TMLV120C20MP11	21.0	CF/CM/CU48C	1300	47.0	32.6	15.00	12.50
TCD48B31	TMLV120C20MP11	21.0	CF/CM/CU48D	1650	48.0	35.0	15.50	12.75
TCD48B31	TMLV120C20MP11	21.0	CF/CM/CU60C	1400	47.5	34.4	15.25	12.75
TCD48B31	TMLV120C20MP11	21.0	CF/CM/CU60D	1350	47.0	32.6	15.00	12.50
TCD48B31	TMLV120C20MP11	21.0	CF/CM64D	1425	47.5	34.4	15.25	12.50
TCD48B31	TMLX080C16MP11	21.0	CF/CM/CU48C	1400	47.5	34.0	15.00	12.25
TCD48B31	TMLX080C16MP11	21.0	CF/CM/CU48D	1425	47.5	34.4	15.25	12.50
TCD48B31	TMLX080C16MP11	21.0	CF/CM/CU60C	1400	47.5	34.4	15.25	12.50
TCD48B31	TMLX080C16MP11	21.0	CF/CM/CU60D	1425	47.5	34.4	15.25	12.50
TCD48B31	TMLX080C16MP11	21.0	CF/CM64D	1400	47.5	34.2	15.50	12.75
TCD48B31	TMLX100C16MP11	21.0	CF/CM/CU48C	1400	47.5	34.0	15.00	12.25
TCD48B31	TMLX100C16MP11	21.0	CF/CM/CU48D	1425	47.5	34.4	15.25	12.50
TCD48B31	TMLX100C16MP11	21.0	CF/CM/CU60C	1400	47.5	34.4	15.25	12.50
TCD48B31	TMLX100C16MP11	21.0	CF/CM/CU60D	1425	47.5	34.4	15.25	12.50
TCD48B31	TMLX100C16MP11	21.0	CF/CM64D	1400	47.5	34.2	15.50	12.75
TCD48B31	TMLX100C20MP11	21.0	CF/CM/CU48C	1425	47.0	34.0	15.25	12.50
TCD48B31	TMLX100C20MP11	21.0	CF/CM/CU48D	1300	47.0	32.4	15.50	12.75
TCD48B31	TMLX100C20MP11	21.0	CF/CM/CU60C	1450	47.5	34.6	15.50	12.75
TCD48B31	TMLX100C20MP11	21.0	CF/CM/CU60D	1475	48.0	35.0	15.50	12.75
TCD48B31	TMLX100C20MP11	21.0	CF/CM64D	1450	47.5	34.4	15.75	12.75
TCD48B31	TMLX120C20MP11	21.0	CF/CM/CU48C	1425	47.0	34.0	15.25	12.50
TCD48B31	TMLX120C20MP11	21.0	CF/CM/CU48D	1300	47.0	32.4	15.50	12.75
TCD48B31	TMLX120C20MP11	21.0	CF/CM/CU60C	1450	47.5	34.6	15.50	12.75
TCD48B31	TMLX120C20MP11	21.0	CF/CM/CU60D	1475	48.0	35.0	15.50	12.75
TCD48B31	TMLX120C20MP11	21.0	CF/CM64D	1450	47.5	34.4	15.75	12.75
TCD48B31	TP9C080C16MP12	21.0	CF/CM/CU48C	1425	48.0	34.6	15.25	12.50
TCD48B31	TP9C080C16MP12	21.0	CF/CM/CU48D	1425	47.0	34.2	15.50	12.75
TCD48B31	TP9C080C16MP12	21.0	CF/CM/CU60C	1325	46.5	32.4	15.25	12.50
TCD48B31	TP9C080C16MP12	21.0	CF/CM/CU60D	1425	47.0	34.0	15.00	12.50
TCD48B31	TP9C080C16MP12	21.0	CF/CM64D	1300	46.5	32.6	15.50	12.75
TCD48B31	TP9C100C16MP12	21.0	CF/CM/CU48C	1425	48.0	34.6	15.25	12.50
TCD48B31	TP9C100C16MP12	21.0	CF/CM/CU48D	1425	47.0	34.2	15.50	12.75
TCD48B31	TP9C100C16MP12	21.0	CF/CM/CU60C	1325	46.5	32.4	15.25	12.50
TCD48B31	TP9C100C16MP12	21.0	CF/CM/CU60D	1425	47.0	34.0	15.00	12.50
TCD48B31	TP9C100C16MP12	21.0	CF/CM64D	1300	46.5	32.6	15.50	12.75
TCD48B31	TP9C100C20MP12	21.0	CF/CM/CU48C	1450	48.0	34.4	14.75	12.25
TCD48B31	TP9C100C20MP12	21.0	CF/CM/CU48D	1300	48.0	33.2	15.25	12.75
TCD48B31	TP9C100C20MP12	21.0	CF/CM/CU60C	1500	48.0	35.2	14.75	12.25
TCD48B31	TP9C100C20MP12	21.0	CF/CM/CU60D	1325	46.5	32.4	15.25	12.50

Continued on next page.

**COOLING CAPACITY - With High Efficiency Motor Furnaces<sup>1</sup> (Continued)**

UNIT MODEL	FURNACE		COIL MODEL <sup>2</sup>	COOLING				
	MODEL	WIDTH		RATED CFM	NET MBH		SEER	EER
					TOTAL	SENS.		
TCD48B31	TP9C100C20MP12	21.0	CF/CM64D	1300	46.5	32.6	15.50	12.75
TCD48B31	TP9C120D20MP12	24.5	CF/CM/CU48D	1300	46.5	32.2	15.25	12.50
TCD48B31	TP9C120D20MP12	24.5	CF/CM/CU60D	1300	46.5	32.4	15.50	12.75
TCD48B31	TP9C120D20MP12	24.5	CF/CM64D	1525	48.0	35.6	15.25	12.50
TCD48B31	TPLC080C16MP12	21.0	CF/CM/CU48C	1325	47.0	32.4	15.00	12.50
TCD48B31	TPLC080C16MP12	21.0	CF/CM/CU48D	1300	48.0	33.2	15.25	12.50
TCD48B31	TPLC080C16MP12	21.0	CF/CM/CU60C	1325	47.0	32.8	15.25	12.75
TCD48B31	TPLC080C16MP12	21.0	CF/CM/CU60D	1325	47.0	32.8	15.25	12.75
TCD48B31	TPLC080C16MP12	21.0	CF/CM64D	1400	48.0	34.6	15.50	12.75
TCD48B31	TPLC100C16MP12	21.0	CF/CM/CU48C	1325	47.0	32.4	15.00	12.50
TCD48B31	TPLC100C16MP12	21.0	CF/CM/CU48D	1300	48.0	33.2	15.25	12.50
TCD48B31	TPLC100C16MP12	21.0	CF/CM/CU60C	1325	47.0	32.8	15.25	12.75
TCD48B31	TPLC100C16MP12	21.0	CF/CM/CU60D	1325	47.0	32.8	15.25	12.75
TCD48B31	TPLC100C16MP12	21.0	CF/CM64D	1400	48.0	34.6	15.50	12.75
TCD48B31	TPLC100C20MP12	21.0	CF/CM/CU48C	1300	47.0	32.6	15.00	12.50
TCD48B31	TPLC100C20MP12	21.0	CF/CM/CU48D	1650	48.0	35.0	15.50	12.75
TCD48B31	TPLC100C20MP12	21.0	CF/CM/CU60C	1400	47.5	34.4	15.25	12.75
TCD48B31	TPLC100C20MP12	21.0	CF/CM/CU60D	1350	47.0	32.6	15.00	12.50
TCD48B31	TPLC100C20MP12	21.0	CF/CM64D	1425	47.5	34.4	15.25	12.50
TCD48B31	TPLC120C20MP12	21.0	CF/CM/CU48C	1300	47.0	32.6	15.00	12.50
TCD48B31	TPLC120C20MP12	21.0	CF/CM/CU48D	1650	48.0	35.0	15.50	12.75
TCD48B31	TPLC120C20MP12	21.0	CF/CM/CU60C	1400	47.5	34.4	15.25	12.75
TCD48B31	TPLC120C20MP12	21.0	CF/CM/CU60D	1350	47.0	32.6	15.00	12.50
TCD48B31	TPLC120C20MP12	21.0	CF/CM64D	1425	47.5	34.4	15.25	12.50
TCD48B31	CP9C080C16MP12	21.0	CF/CM/CU48C	1425	48.0	34.6	15.25	12.50
TCD48B31	CP9C080C16MP12	21.0	CF/CM/CU48D	1425	47.0	34.2	15.50	12.75
TCD48B31	CP9C080C16MP12	21.0	CF/CM/CU60C	1325	46.5	32.4	15.25	12.50
TCD48B31	CP9C080C16MP12	21.0	CF/CM/CU60D	1425	47.0	34.0	15.00	12.50
TCD48B31	CP9C080C16MP12	21.0	CF/CM64D	1300	46.5	32.6	15.50	12.75
TCD48B31	CP9C100C16MP12	21.0	CF/CM/CU48C	1425	48.0	34.6	15.25	12.50
TCD48B31	CP9C100C16MP12	21.0	CF/CM/CU48D	1425	47.0	34.2	15.50	12.75
TCD48B31	CP9C100C16MP12	21.0	CF/CM/CU60C	1325	46.5	32.4	15.25	12.50
TCD48B31	CP9C100C16MP12	21.0	CF/CM/CU60D	1425	47.0	34.0	15.00	12.50
TCD48B31	CP9C100C16MP12	21.0	CF/CM64D	1300	46.5	32.6	15.50	12.75
TCD48B31	CP9C100C20MP12	21.0	CF/CM/CU48C	1450	48.0	34.4	14.75	12.25
TCD48B31	CP9C100C20MP12	21.0	CF/CM/CU48D	1300	48.0	33.2	15.25	12.75
TCD48B31	CP9C100C20MP12	21.0	CF/CM/CU60C	1500	48.0	35.2	14.75	12.25
TCD48B31	CP9C100C20MP12	21.0	CF/CM/CU60D	1325	46.5	32.4	15.25	12.50
TCD48B31	CP9C100C20MP12	21.0	CF/CM64D	1300	46.5	32.6	15.50	12.75
TCD48B31	CP9C120D20MP12	24.5	CF/CM/CU48D	1300	46.5	32.2	15.25	12.50
TCD48B31	CP9C120D20MP12	24.5	CF/CM/CU60D	1300	46.5	32.4	15.50	12.75
TCD48B31	CP9C120D20MP12	24.5	CF/CM64D	1525	48.0	35.6	15.25	12.50
TCD48B31	CPLC080C16MP12	21.0	CF/CM/CU48C	1325	47.0	32.4	15.00	12.50
TCD48B31	CPLC080C16MP12	21.0	CF/CM/CU48D	1300	48.0	33.2	15.25	12.50
TCD48B31	CPLC080C16MP12	21.0	CF/CM/CU60C	1325	47.0	32.8	15.25	12.75
TCD48B31	CPLC080C16MP12	21.0	CF/CM/CU60D	1325	47.0	32.8	15.25	12.75
TCD48B31	CPLC080C16MP12	21.0	CF/CM64D	1400	48.0	34.6	15.50	12.75
TCD48B31	CPLC100C16MP12	21.0	CF/CM/CU48C	1325	47.0	32.4	15.00	12.50
TCD48B31	CPLC100C16MP12	21.0	CF/CM/CU48D	1300	48.0	33.2	15.25	12.50
TCD48B31	CPLC100C16MP12	21.0	CF/CM/CU60C	1325	47.0	32.8	15.25	12.75
TCD48B31	CPLC100C16MP12	21.0	CF/CM/CU60D	1325	47.0	32.8	15.25	12.75
TCD48B31	CPLC100C16MP12	21.0	CF/CM64D	1400	48.0	34.6	15.50	12.75

Continued on next page.



**COOLING CAPACITY - With High Efficiency Motor Furnaces<sup>1</sup> (Continued)**

UNIT MODEL	FURNACE		COIL MODEL <sup>2</sup>	COOLING				
	MODEL	WIDTH		RATED CFM	NET MBH		SEER	EER
					TOTAL	SENS.		
TCD48B31	CPLC100C20MP12	21.0	CF/CM/CU48C	1300	47.0	32.6	15.00	12.50
TCD48B31	CPLC100C20MP12	21.0	CF/CM/CU48D	1650	48.0	35.0	15.50	12.75
TCD48B31	CPLC100C20MP12	21.0	CF/CM/CU60C	1400	47.5	34.4	15.25	12.75
TCD48B31	CPLC100C20MP12	21.0	CF/CM/CU60D	1350	47.0	32.6	15.00	12.50
TCD48B31	CPLC100C20MP12	21.0	CF/CM64D	1425	47.5	34.4	15.25	12.50
TCD48B31	CPLC120C20MP12	21.0	CF/CM/CU48C	1300	47.0	32.6	15.00	12.50
TCD48B31	CPLC120C20MP12	21.0	CF/CM/CU48D	1650	48.0	35.0	15.50	12.75
TCD48B31	CPLC120C20MP12	21.0	CF/CM/CU60C	1400	47.5	34.4	15.25	12.75
TCD48B31	CPLC120C20MP12	21.0	CF/CM/CU60D	1350	47.0	32.6	15.00	12.50
TCD48B31	CPLC120C20MP12	21.0	CF/CM64D	1425	47.5	34.4	15.25	12.50
TCD48B41	TM8V080C16MP11	21.0	CF/CM/CU48C	1325	47.0	32.6	15.00	12.50
TCD48B41	TM8V080C16MP11	21.0	CF/CM/CU48D	1300	48.0	33.2	15.25	12.50
TCD48B41	TM8V080C16MP11	21.0	CF/CM/CU60C	1325	47.0	33.4	15.25	12.75
TCD48B41	TM8V080C16MP11	21.0	CF/CM/CU60D	1325	47.0	33.4	15.50	12.75
TCD48B41	TM8V080C16MP11	21.0	CF/CM64D	1400	48.0	34.6	15.50	12.75
TCD48B41	TM8V100C16MP11	21.0	CF/CM/CU48C	1325	47.0	32.6	15.00	12.50
TCD48B41	TM8V100C16MP11	21.0	CF/CM/CU48D	1300	48.0	33.2	15.25	12.50
TCD48B41	TM8V100C16MP11	21.0	CF/CM/CU60C	1325	47.0	33.4	15.25	12.75
TCD48B41	TM8V100C16MP11	21.0	CF/CM/CU60D	1325	47.0	33.4	15.50	12.75
TCD48B41	TM8V100C16MP11	21.0	CF/CM64D	1400	48.0	34.6	15.50	12.75
TCD48B41	TM8V100C20MP11	21.0	CF/CM/CU48C	1300	47.0	32.6	15.00	12.50
TCD48B41	TM8V100C20MP11	21.0	CF/CM/CU48D	1650	48.0	35.0	15.50	12.75
TCD48B41	TM8V100C20MP11	21.0	CF/CM/CU60C	1400	47.5	34.4	15.25	12.75
TCD48B41	TM8V100C20MP11	21.0	CF/CM/CU60D	1350	47.0	33.4	15.00	12.50
TCD48B41	TM8V100C20MP11	21.0	CF/CM64D	1425	47.5	34.4	15.25	12.50
TCD48B41	TM8V120C20MP11	21.0	CF/CM/CU48C	1300	47.0	32.6	15.00	12.50
TCD48B41	TM8V120C20MP11	21.0	CF/CM/CU48D	1650	48.0	35.0	15.50	12.75
TCD48B41	TM8V120C20MP11	21.0	CF/CM/CU60C	1400	47.5	34.4	15.25	12.75
TCD48B41	TM8V120C20MP11	21.0	CF/CM/CU60D	1350	47.0	33.4	15.00	12.50
TCD48B41	TM8V120C20MP11	21.0	CF/CM64D	1425	47.5	34.4	15.25	12.50
TCD48B41	TM8X080C16MP11	21.0	CF/CM/CU48C	1400	47.5	34.2	15.00	12.25
TCD48B41	TM8X080C16MP11	21.0	CF/CM/CU48D	1425	47.5	34.6	15.25	12.50
TCD48B41	TM8X080C16MP11	21.0	CF/CM/CU60C	1400	47.5	34.4	15.25	12.50
TCD48B41	TM8X080C16MP11	21.0	CF/CM/CU60D	1425	47.5	34.4	15.25	12.50
TCD48B41	TM8X080C16MP11	21.0	CF/CM64D	1400	47.5	34.2	15.50	12.75
TCD48B41	TM8X100C16MP11	21.0	CF/CM/CU48C	1400	47.5	34.2	15.00	12.25
TCD48B41	TM8X100C16MP11	21.0	CF/CM/CU48D	1425	47.5	34.6	15.25	12.50
TCD48B41	TM8X100C16MP11	21.0	CF/CM/CU60C	1400	47.5	34.4	15.25	12.50
TCD48B41	TM8X100C16MP11	21.0	CF/CM/CU60D	1425	47.5	34.4	15.25	12.50
TCD48B41	TM8X100C16MP11	21.0	CF/CM64D	1400	47.5	34.2	15.50	12.75
TCD48B41	TM8X100C20MP11	21.0	CF/CM/CU48C	1425	47.0	34.2	15.25	12.50
TCD48B41	TM8X100C20MP11	21.0	CF/CM/CU48D	1300	47.0	32.4	15.50	12.75
TCD48B41	TM8X100C20MP11	21.0	CF/CM/CU60C	1450	47.5	34.4	15.50	12.75
TCD48B41	TM8X100C20MP11	21.0	CF/CM/CU60D	1475	48.0	35.2	15.50	12.75
TCD48B41	TM8X100C20MP11	21.0	CF/CM64D	1450	47.5	34.6	15.75	12.75
TCD48B41	TM8X120C20MP11	21.0	CF/CM/CU48C	1425	47.0	34.2	15.25	12.50
TCD48B41	TM8X120C20MP11	21.0	CF/CM/CU48D	1300	47.0	32.4	15.50	12.75
TCD48B41	TM8X120C20MP11	21.0	CF/CM/CU60C	1450	47.5	34.4	15.50	12.75
TCD48B41	TM8X120C20MP11	21.0	CF/CM/CU60D	1475	48.0	35.2	15.50	12.75
TCD48B41	TM8X120C20MP11	21.0	CF/CM64D	1450	47.5	34.6	15.75	12.75
TCD48B41	TM8Y080C16MP11	21.0	CF/CM/CU48C	1400	47.5	34.2	15.00	12.25
TCD48B41	TM8Y080C16MP11	21.0	CF/CM/CU48D	1425	47.5	34.6	15.25	12.50

Continued on next page.



**COOLING CAPACITY - With High Efficiency Motor Furnaces<sup>1</sup> (Continued)**

UNIT MODEL	FURNACE		COIL MODEL <sup>2</sup>	COOLING				
	MODEL	WIDTH		RATED CFM	NET MBH		SEER	EER
					TOTAL	SENS.		
TCD48B41	TM8Y080C16MP11	21.0	CF/CM/CU60C	1400	47.5	34.4	15.25	12.50
TCD48B41	TM8Y080C16MP11	21.0	CF/CM/CU60D	1425	47.5	34.4	15.25	12.50
TCD48B41	TM8Y080C16MP11	21.0	CF/CM64D	1400	47.5	34.2	15.50	12.75
TCD48B41	TM8Y100C16MP11	21.0	CF/CM/CU48C	1400	47.5	34.2	15.00	12.25
TCD48B41	TM8Y100C16MP11	21.0	CF/CM/CU48D	1425	47.5	34.6	15.25	12.50
TCD48B41	TM8Y100C16MP11	21.0	CF/CM/CU60C	1400	47.5	34.4	15.25	12.50
TCD48B41	TM8Y100C16MP11	21.0	CF/CM/CU60D	1425	47.5	34.4	15.25	12.50
TCD48B41	TM8Y100C16MP11	21.0	CF/CM64D	1400	47.5	34.2	15.50	12.75
TCD48B41	TM8Y100C20MP11	21.0	CF/CM/CU48C	1425	47.0	34.2	15.25	12.50
TCD48B41	TM8Y100C20MP11	21.0	CF/CM/CU48D	1300	47.0	32.4	15.50	12.75
TCD48B41	TM8Y100C20MP11	21.0	CF/CM/CU60C	1450	47.5	34.4	15.50	12.75
TCD48B41	TM8Y100C20MP11	21.0	CF/CM/CU60D	1475	48.0	35.2	15.50	12.75
TCD48B41	TM8Y100C20MP11	21.0	CF/CM64D	1450	47.5	34.6	15.75	12.75
TCD48B41	TM8Y120C20MP11	21.0	CF/CM/CU48C	1425	47.0	34.2	15.25	12.50
TCD48B41	TM8Y120C20MP11	21.0	CF/CM/CU48D	1300	47.0	32.4	15.50	12.75
TCD48B41	TM8Y120C20MP11	21.0	CF/CM/CU60C	1450	47.5	34.4	15.50	12.75
TCD48B41	TM8Y120C20MP11	21.0	CF/CM/CU60D	1475	48.0	35.2	15.50	12.75
TCD48B41	TM8Y120C20MP11	21.0	CF/CM64D	1450	47.5	34.6	15.75	12.75
TCD48B41	TM9E080C16MP11	21.0	CF/CM/CU48C	1325	46.5	32.2	14.75	12.25
TCD48B41	TM9E080C16MP11	21.0	CF/CM/CU48D	1350	46.5	32.2	14.75	12.25
TCD48B41	TM9E080C16MP11	21.0	CF/CM/CU60C	1325	47.5	33.6	15.00	12.50
TCD48B41	TM9E080C16MP11	21.0	CF/CM/CU60D	1325	47.0	33.4	15.00	12.50
TCD48B41	TM9E080C16MP11	21.0	CF/CM64D	1350	47.0	32.8	15.25	12.50
TCD48B41	TM9E100C16MP11	21.0	CF/CM/CU48C	1325	46.5	32.2	14.75	12.25
TCD48B41	TM9E100C16MP11	21.0	CF/CM/CU48D	1350	46.5	32.2	14.75	12.25
TCD48B41	TM9E100C16MP11	21.0	CF/CM/CU60C	1325	47.5	33.6	15.00	12.50
TCD48B41	TM9E100C16MP11	21.0	CF/CM/CU60D	1325	47.0	33.4	15.00	12.50
TCD48B41	TM9E100C16MP11	21.0	CF/CM64D	1350	47.0	32.8	15.25	12.50
TCD48B41	TM9E100C20MP11	21.0	CF/CM/CU48C	1400	47.0	34.0	15.00	12.50
TCD48B41	TM9E100C20MP11	21.0	CF/CM/CU48D	1425	47.5	34.6	15.25	12.50
TCD48B41	TM9E100C20MP11	21.0	CF/CM/CU60C	1400	47.5	34.4	15.25	12.50
TCD48B41	TM9E100C20MP11	21.0	CF/CM/CU60D	1450	47.5	34.4	15.50	12.75
TCD48B41	TM9E100C20MP11	21.0	CF/CM64D	1400	47.5	34.4	15.50	12.75
TCD48B41	TM9E120D20MP11	24.5	CF/CM/CU48D	1425	47.0	33.8	15.25	12.50
TCD48B41	TM9E120D20MP11	24.5	CF/CM/CU60D	1425	47.0	34.2	15.50	12.75
TCD48B41	TM9E120D20MP11	24.5	CF/CM64D	1400	47.0	34.0	15.50	12.75
TCD48B41	TM9V080C16MP11	21.0	CF/CM/CU48C	1425	48.0	34.6	15.25	12.50
TCD48B41	TM9V080C16MP11	21.0	CF/CM/CU48D	1425	47.0	33.8	15.50	12.75
TCD48B41	TM9V080C16MP11	21.0	CF/CM/CU60C	1325	46.5	33.0	15.25	12.50
TCD48B41	TM9V080C16MP11	21.0	CF/CM/CU60D	1425	47.0	34.0	15.00	12.50
TCD48B41	TM9V080C16MP11	21.0	CF/CM64D	1300	46.5	32.6	15.50	12.75
TCD48B41	TM9V100C16MP11	21.0	CF/CM/CU48C	1425	48.0	34.6	15.25	12.50
TCD48B41	TM9V100C16MP11	21.0	CF/CM/CU48D	1425	47.0	33.8	15.50	12.75
TCD48B41	TM9V100C16MP11	21.0	CF/CM/CU60C	1325	46.5	33.0	15.25	12.50
TCD48B41	TM9V100C16MP11	21.0	CF/CM/CU60D	1425	47.0	34.0	15.00	12.50
TCD48B41	TM9V100C16MP11	21.0	CF/CM64D	1300	46.5	32.6	15.50	12.75
TCD48B41	TM9V100C20MP11	21.0	CF/CM/CU48C	1450	48.0	34.8	14.75	12.25
TCD48B41	TM9V100C20MP11	21.0	CF/CM/CU48D	1300	48.0	33.2	15.25	12.75
TCD48B41	TM9V100C20MP11	21.0	CF/CM/CU60C	1500	48.0	35.6	14.75	12.25
TCD48B41	TM9V100C20MP11	21.0	CF/CM/CU60D	1325	46.5	33.0	15.25	12.50
TCD48B41	TM9V100C20MP11	21.0	CF/CM64D	1300	46.5	32.6	15.50	12.75
TCD48B41	TM9V120D20MP11	24.5	CF/CM/CU48D	1300	46.5	32.4	15.25	12.50

Continued on next page.

**COOLING CAPACITY - With High Efficiency Motor Furnaces<sup>1</sup> (Continued)**

UNIT MODEL	FURNACE		COIL MODEL <sup>2</sup>	COOLING				
	MODEL	WIDTH		RATED CFM	NET MBH		SEER	EER
					TOTAL	SENS.		
TCD48B41	TM9V120D20MP11	24.5	CF/CM/CU60D	1300	46.5	33.2	15.50	12.75
TCD48B41	TM9V120D20MP11	24.5	CF/CM64D	1525	48.0	35.6	15.25	12.50
TCD48B41	TM9Y080C16MP11	21.0	CF/CM/CU48C	1325	46.5	32.2	14.75	12.25
TCD48B41	TM9Y080C16MP11	21.0	CF/CM/CU48D	1350	46.5	32.2	14.75	12.25
TCD48B41	TM9Y080C16MP11	21.0	CF/CM/CU60C	1325	47.5	33.6	15.00	12.50
TCD48B41	TM9Y080C16MP11	21.0	CF/CM/CU60D	1325	47.0	33.4	15.00	12.50
TCD48B41	TM9Y080C16MP11	21.0	CF/CM64D	1350	47.0	32.8	15.25	12.50
TCD48B41	TM9Y100C16MP11	21.0	CF/CM/CU48C	1325	46.5	32.2	14.75	12.25
TCD48B41	TM9Y100C16MP11	21.0	CF/CM/CU48D	1350	46.5	32.2	14.75	12.25
TCD48B41	TM9Y100C16MP11	21.0	CF/CM/CU60C	1325	47.5	33.6	15.00	12.50
TCD48B41	TM9Y100C16MP11	21.0	CF/CM/CU60D	1325	47.0	33.4	15.00	12.50
TCD48B41	TM9Y100C16MP11	21.0	CF/CM64D	1350	47.0	32.8	15.25	12.50
TCD48B41	TM9Y100C20MP11	21.0	CF/CM/CU48C	1400	47.0	34.0	15.00	12.50
TCD48B41	TM9Y100C20MP11	21.0	CF/CM/CU48D	1425	47.5	34.6	15.25	12.50
TCD48B41	TM9Y100C20MP11	21.0	CF/CM/CU60C	1400	47.5	34.4	15.25	12.50
TCD48B41	TM9Y100C20MP11	21.0	CF/CM/CU60D	1450	47.5	34.4	15.50	12.75
TCD48B41	TM9Y100C20MP11	21.0	CF/CM64D	1400	47.5	34.4	15.50	12.75
TCD48B41	TM9Y120D20MP11	24.5	CF/CM/CU48D	1425	47.0	33.8	15.25	12.50
TCD48B41	TM9Y120D20MP11	24.5	CF/CM/CU60D	1425	47.0	34.2	15.50	12.75
TCD48B41	TM9Y120D20MP11	24.5	CF/CM64D	1400	47.0	34.0	15.50	12.75
TCD48B41	TMLV080C16MP11	21.0	CF/CM/CU48C	1325	47.0	32.6	15.00	12.50
TCD48B41	TMLV080C16MP11	21.0	CF/CM/CU48D	1300	48.0	33.2	15.25	12.50
TCD48B41	TMLV080C16MP11	21.0	CF/CM/CU60C	1325	47.0	33.4	15.25	12.75
TCD48B41	TMLV080C16MP11	21.0	CF/CM/CU60D	1325	47.0	33.4	15.50	12.75
TCD48B41	TMLV080C16MP11	21.0	CF/CM64D	1400	48.0	34.6	15.50	12.75
TCD48B41	TMLV100C16MP11	21.0	CF/CM/CU48C	1325	47.0	32.6	15.00	12.50
TCD48B41	TMLV100C16MP11	21.0	CF/CM/CU48D	1300	48.0	33.2	15.25	12.50
TCD48B41	TMLV100C16MP11	21.0	CF/CM/CU60C	1325	47.0	33.4	15.25	12.75
TCD48B41	TMLV100C16MP11	21.0	CF/CM/CU60D	1325	47.0	33.4	15.50	12.75
TCD48B41	TMLV100C16MP11	21.0	CF/CM64D	1400	48.0	34.6	15.50	12.75
TCD48B41	TMLV100C20MP11	21.0	CF/CM/CU48C	1300	47.0	32.6	15.00	12.50
TCD48B41	TMLV100C20MP11	21.0	CF/CM/CU48D	1650	48.0	35.0	15.50	12.75
TCD48B41	TMLV100C20MP11	21.0	CF/CM/CU60C	1400	47.5	34.4	15.25	12.75
TCD48B41	TMLV100C20MP11	21.0	CF/CM/CU60D	1350	47.0	33.4	15.00	12.50
TCD48B41	TMLV100C20MP11	21.0	CF/CM64D	1425	47.5	34.4	15.25	12.50
TCD48B41	TMLV120C20MP11	21.0	CF/CM/CU48C	1300	47.0	32.6	15.00	12.50
TCD48B41	TMLV120C20MP11	21.0	CF/CM/CU48D	1650	48.0	35.0	15.50	12.75
TCD48B41	TMLV120C20MP11	21.0	CF/CM/CU60C	1400	47.5	34.4	15.25	12.75
TCD48B41	TMLV120C20MP11	21.0	CF/CM/CU60D	1350	47.0	33.4	15.00	12.50
TCD48B41	TMLV120C20MP11	21.0	CF/CM64D	1425	47.5	34.4	15.25	12.50
TCD48B41	TMLX080C16MP11	21.0	CF/CM/CU48C	1400	47.5	34.2	15.00	12.25
TCD48B41	TMLX080C16MP11	21.0	CF/CM/CU48D	1425	47.5	34.6	15.25	12.50
TCD48B41	TMLX080C16MP11	21.0	CF/CM/CU60C	1400	47.5	34.4	15.25	12.50
TCD48B41	TMLX080C16MP11	21.0	CF/CM/CU60D	1425	47.5	34.4	15.25	12.50
TCD48B41	TMLX080C16MP11	21.0	CF/CM64D	1400	47.5	34.2	15.50	12.75
TCD48B41	TMLX100C16MP11	21.0	CF/CM/CU48C	1400	47.5	34.2	15.00	12.25
TCD48B41	TMLX100C16MP11	21.0	CF/CM/CU48D	1425	47.5	34.6	15.25	12.50
TCD48B41	TMLX100C16MP11	21.0	CF/CM/CU60C	1400	47.5	34.4	15.25	12.50
TCD48B41	TMLX100C16MP11	21.0	CF/CM/CU60D	1425	47.5	34.4	15.25	12.50
TCD48B41	TMLX100C16MP11	21.0	CF/CM64D	1400	47.5	34.2	15.50	12.75
TCD48B41	TMLX100C20MP11	21.0	CF/CM/CU48C	1425	47.0	34.2	15.25	12.50
TCD48B41	TMLX100C20MP11	21.0	CF/CM/CU48D	1300	47.0	32.4	15.50	12.75

Continued on next page.

**COOLING CAPACITY - With High Efficiency Motor Furnaces<sup>1</sup> (Continued)**

UNIT MODEL	FURNACE		COIL MODEL <sup>2</sup>	COOLING				
	MODEL	WIDTH		RATED CFM	NET MBH		SEER	EER
					TOTAL	SENS.		
TCD48B41	TMLX100C20MP11	21.0	CF/CM/CU60C	1450	47.5	34.4	15.50	12.75
TCD48B41	TMLX100C20MP11	21.0	CF/CM/CU60D	1475	48.0	35.2	15.50	12.75
TCD48B41	TMLX100C20MP11	21.0	CF/CM64D	1450	47.5	34.6	15.75	12.75
TCD48B41	TMLX120C20MP11	21.0	CF/CM/CU48C	1425	47.0	34.2	15.25	12.50
TCD48B41	TMLX120C20MP11	21.0	CF/CM/CU48D	1300	47.0	32.4	15.50	12.75
TCD48B41	TMLX120C20MP11	21.0	CF/CM/CU60C	1450	47.5	34.4	15.50	12.75
TCD48B41	TMLX120C20MP11	21.0	CF/CM/CU60D	1475	48.0	35.2	15.50	12.75
TCD48B41	TMLX120C20MP11	21.0	CF/CM64D	1450	47.5	34.6	15.75	12.75
TCD48B41	TP9C080C16MP12	21.0	CF/CM/CU48C	1425	48.0	34.6	15.25	12.50
TCD48B41	TP9C080C16MP12	21.0	CF/CM/CU48D	1425	47.0	33.8	15.50	12.75
TCD48B41	TP9C080C16MP12	21.0	CF/CM/CU60C	1325	46.5	33.0	15.25	12.50
TCD48B41	TP9C080C16MP12	21.0	CF/CM/CU60D	1425	47.0	34.0	15.00	12.50
TCD48B41	TP9C080C16MP12	21.0	CF/CM64D	1300	46.5	32.6	15.50	12.75
TCD48B41	TP9C100C16MP12	21.0	CF/CM/CU48C	1425	48.0	34.6	15.25	12.50
TCD48B41	TP9C100C16MP12	21.0	CF/CM/CU48D	1425	47.0	33.8	15.50	12.75
TCD48B41	TP9C100C16MP12	21.0	CF/CM/CU60C	1325	46.5	33.0	15.25	12.50
TCD48B41	TP9C100C16MP12	21.0	CF/CM/CU60D	1425	47.0	34.0	15.00	12.50
TCD48B41	TP9C100C16MP12	21.0	CF/CM64D	1300	46.5	32.6	15.50	12.75
TCD48B41	TP9C100C20MP12	21.0	CF/CM/CU48C	1450	48.0	34.8	14.75	12.25
TCD48B41	TP9C100C20MP12	21.0	CF/CM/CU48D	1300	48.0	33.2	15.25	12.75
TCD48B41	TP9C100C20MP12	21.0	CF/CM/CU60C	1500	48.0	35.6	14.75	12.25
TCD48B41	TP9C100C20MP12	21.0	CF/CM/CU60D	1325	46.5	33.0	15.25	12.50
TCD48B41	TP9C100C20MP12	21.0	CF/CM64D	1300	46.5	32.6	15.50	12.75
TCD48B41	TP9C120D20MP12	24.5	CF/CM/CU48D	1300	46.5	32.4	15.25	12.50
TCD48B41	TP9C120D20MP12	24.5	CF/CM/CU60D	1300	46.5	33.2	15.50	12.75
TCD48B41	TP9C120D20MP12	24.5	CF/CM64D	1525	48.0	35.6	15.25	12.50
TCD48B41	TPLC080C16MP12	21.0	CF/CM/CU48C	1325	47.0	32.6	15.00	12.50
TCD48B41	TPLC080C16MP12	21.0	CF/CM/CU48D	1300	48.0	33.2	15.25	12.50
TCD48B41	TPLC080C16MP12	21.0	CF/CM/CU60C	1325	47.0	33.4	15.25	12.75
TCD48B41	TPLC080C16MP12	21.0	CF/CM/CU60D	1325	47.0	33.4	15.50	12.75
TCD48B41	TPLC080C16MP12	21.0	CF/CM64D	1400	48.0	34.6	15.50	12.75
TCD48B41	TPLC100C16MP12	21.0	CF/CM/CU48C	1325	47.0	32.6	15.00	12.50
TCD48B41	TPLC100C16MP12	21.0	CF/CM/CU48D	1300	48.0	33.2	15.25	12.50
TCD48B41	TPLC100C16MP12	21.0	CF/CM/CU60C	1325	47.0	33.4	15.25	12.75
TCD48B41	TPLC100C16MP12	21.0	CF/CM/CU60D	1325	47.0	33.4	15.50	12.75
TCD48B41	TPLC100C16MP12	21.0	CF/CM64D	1400	48.0	34.6	15.50	12.75
TCD48B41	TPLC100C20MP12	21.0	CF/CM/CU48C	1300	47.0	32.6	15.00	12.50
TCD48B41	TPLC100C20MP12	21.0	CF/CM/CU48D	1650	48.0	35.0	15.50	12.75
TCD48B41	TPLC100C20MP12	21.0	CF/CM/CU60C	1400	47.5	34.4	15.25	12.75
TCD48B41	TPLC100C20MP12	21.0	CF/CM/CU60D	1350	47.0	33.4	15.00	12.50
TCD48B41	TPLC100C20MP12	21.0	CF/CM64D	1425	47.5	34.4	15.25	12.50
TCD48B41	TPLC120C20MP12	21.0	CF/CM/CU48C	1300	47.0	32.6	15.00	12.50
TCD48B41	TPLC120C20MP12	21.0	CF/CM/CU48D	1650	48.0	35.0	15.50	12.75
TCD48B41	TPLC120C20MP12	21.0	CF/CM/CU60C	1400	47.5	34.4	15.25	12.75
TCD48B41	TPLC120C20MP12	21.0	CF/CM/CU60D	1350	47.0	33.4	15.00	12.50
TCD48B41	TPLC120C20MP12	21.0	CF/CM64D	1425	47.5	34.4	15.25	12.50
TCD48B41	CP9C080C16MP12	21.0	CF/CM/CU48C	1425	48.0	34.6	15.25	12.50
TCD48B41	CP9C080C16MP12	21.0	CF/CM/CU48D	1425	47.0	33.8	15.50	12.75
TCD48B41	CP9C080C16MP12	21.0	CF/CM/CU60C	1325	46.5	33.0	15.25	12.50
TCD48B41	CP9C080C16MP12	21.0	CF/CM/CU60D	1425	47.0	34.0	15.00	12.50
TCD48B41	CP9C080C16MP12	21.0	CF/CM64D	1300	46.5	32.6	15.50	12.75
TCD48B41	CP9C100C16MP12	21.0	CF/CM/CU48C	1425	48.0	34.6	15.25	12.50

Continued on next page.

**COOLING CAPACITY - With High Efficiency Motor Furnaces<sup>1</sup> (Continued)**

UNIT MODEL	FURNACE		COIL MODEL <sup>2</sup>	COOLING				
	MODEL	WIDTH		RATED CFM	NET MBH		SEER	EER
					TOTAL	SENS.		
TCD48B41	CP9C100C16MP12	21.0	CF/CM/CU48D	1425	47.0	33.8	15.50	12.75
TCD48B41	CP9C100C16MP12	21.0	CF/CM/CU60C	1325	46.5	33.0	15.25	12.50
TCD48B41	CP9C100C16MP12	21.0	CF/CM/CU60D	1425	47.0	34.0	15.00	12.50
TCD48B41	CP9C100C16MP12	21.0	CF/CM64D	1300	46.5	32.6	15.50	12.75
TCD48B41	CP9C100C20MP12	21.0	CF/CM/CU48C	1450	48.0	34.8	14.75	12.25
TCD48B41	CP9C100C20MP12	21.0	CF/CM/CU48D	1300	48.0	33.2	15.25	12.75
TCD48B41	CP9C100C20MP12	21.0	CF/CM/CU60C	1500	48.0	35.6	14.75	12.25
TCD48B41	CP9C100C20MP12	21.0	CF/CM/CU60D	1325	46.5	33.0	15.25	12.50
TCD48B41	CP9C100C20MP12	21.0	CF/CM64D	1300	46.5	32.6	15.50	12.75
TCD48B41	CP9C120D20MP12	24.5	CF/CM/CU48D	1300	46.5	32.4	15.25	12.50
TCD48B41	CP9C120D20MP12	24.5	CF/CM/CU60D	1300	46.5	33.2	15.50	12.75
TCD48B41	CP9C120D20MP12	24.5	CF/CM64D	1525	48.0	35.6	15.25	12.50
TCD48B41	CPLC080C16MP12	21.0	CF/CM/CU48C	1325	47.0	32.6	15.00	12.50
TCD48B41	CPLC080C16MP12	21.0	CF/CM/CU48D	1300	48.0	33.2	15.25	12.50
TCD48B41	CPLC080C16MP12	21.0	CF/CM/CU60C	1325	47.0	33.4	15.25	12.75
TCD48B41	CPLC080C16MP12	21.0	CF/CM/CU60D	1325	47.0	33.4	15.50	12.75
TCD48B41	CPLC080C16MP12	21.0	CF/CM64D	1400	48.0	34.6	15.50	12.75
TCD48B41	CPLC100C16MP12	21.0	CF/CM/CU48C	1325	47.0	32.6	15.00	12.50
TCD48B41	CPLC100C16MP12	21.0	CF/CM/CU48D	1300	48.0	33.2	15.25	12.50
TCD48B41	CPLC100C16MP12	21.0	CF/CM/CU60C	1325	47.0	33.4	15.25	12.75
TCD48B41	CPLC100C16MP12	21.0	CF/CM/CU60D	1325	47.0	33.4	15.50	12.75
TCD48B41	CPLC100C16MP12	21.0	CF/CM64D	1400	48.0	34.6	15.50	12.75
TCD48B41	CPLC100C20MP12	21.0	CF/CM/CU48C	1300	47.0	32.6	15.00	12.50
TCD48B41	CPLC100C20MP12	21.0	CF/CM/CU48D	1650	48.0	35.0	15.50	12.75
TCD48B41	CPLC100C20MP12	21.0	CF/CM/CU60C	1400	47.5	34.4	15.25	12.75
TCD48B41	CPLC100C20MP12	21.0	CF/CM/CU60D	1350	47.0	33.4	15.00	12.50
TCD48B41	CPLC100C20MP12	21.0	CF/CM64D	1425	47.5	34.4	15.25	12.50
TCD48B41	CPLC120C20MP12	21.0	CF/CM/CU48C	1300	47.0	32.6	15.00	12.50
TCD48B41	CPLC120C20MP12	21.0	CF/CM/CU48D	1650	48.0	35.0	15.50	12.75
TCD48B41	CPLC120C20MP12	21.0	CF/CM/CU60C	1400	47.5	34.4	15.25	12.75
TCD48B41	CPLC120C20MP12	21.0	CF/CM/CU60D	1350	47.0	33.4	15.00	12.50
TCD48B41	CPLC120C20MP12	21.0	CF/CM64D	1425	47.5	34.4	15.25	12.50
TCD48B51	TM8V080C16MP11	21.0	CF/CM/CU48C	1325	47.0	32.6	15.00	12.50
TCD48B51	TM8V080C16MP11	21.0	CF/CM/CU48D	1300	48.0	33.2	15.25	12.50
TCD48B51	TM8V080C16MP11	21.0	CF/CM/CU60C	1325	47.0	33.4	15.25	12.75
TCD48B51	TM8V080C16MP11	21.0	CF/CM/CU60D	1325	47.0	33.4	15.50	12.75
TCD48B51	TM8V080C16MP11	21.0	CF/CM64D	1400	48.0	34.6	15.50	12.75
TCD48B51	TM8V100C16MP11	21.0	CF/CM/CU48C	1325	47.0	32.6	15.00	12.50
TCD48B51	TM8V100C16MP11	21.0	CF/CM/CU48D	1300	48.0	33.2	15.25	12.50
TCD48B51	TM8V100C16MP11	21.0	CF/CM/CU60C	1325	47.0	33.4	15.25	12.75
TCD48B51	TM8V100C16MP11	21.0	CF/CM/CU60D	1325	47.0	33.4	15.50	12.75
TCD48B51	TM8V100C16MP11	21.0	CF/CM64D	1400	48.0	34.6	15.50	12.75
TCD48B51	TM8V100C20MP11	21.0	CF/CM/CU48C	1300	47.0	32.6	15.00	12.50
TCD48B51	TM8V100C20MP11	21.0	CF/CM/CU48D	1650	48.0	35.0	15.50	12.75
TCD48B51	TM8V100C20MP11	21.0	CF/CM/CU60C	1400	47.5	34.4	15.25	12.75
TCD48B51	TM8V100C20MP11	21.0	CF/CM/CU60D	1350	47.0	33.4	15.00	12.50
TCD48B51	TM8V100C20MP11	21.0	CF/CM64D	1425	47.5	34.0	15.25	12.50
TCD48B51	TM8V120C20MP11	21.0	CF/CM/CU48C	1300	47.0	32.6	15.00	12.50
TCD48B51	TM8V120C20MP11	21.0	CF/CM/CU48D	1650	48.0	35.0	15.50	12.75
TCD48B51	TM8V120C20MP11	21.0	CF/CM/CU60C	1400	47.5	34.4	15.25	12.75
TCD48B51	TM8V120C20MP11	21.0	CF/CM/CU60D	1350	47.0	33.4	15.00	12.50
TCD48B51	TM8V120C20MP11	21.0	CF/CM64D	1425	47.5	34.0	15.25	12.50

Continued on next page.

**COOLING CAPACITY - With High Efficiency Motor Furnaces<sup>1</sup> (Continued)**

UNIT MODEL	FURNACE		COIL MODEL <sup>2</sup>	COOLING				
	MODEL	WIDTH		RATED CFM	NET MBH		SEER	EER
					TOTAL	SENS.		
TCD48B51	TM8X080C16MP11	21.0	CF/CM/CU48C	1400	47.5	34.0	15.00	12.25
TCD48B51	TM8X080C16MP11	21.0	CF/CM/CU48D	1425	47.5	34.4	15.25	12.50
TCD48B51	TM8X080C16MP11	21.0	CF/CM/CU60C	1400	47.5	34.2	15.25	12.50
TCD48B51	TM8X080C16MP11	21.0	CF/CM/CU60D	1425	47.5	34.4	15.25	12.50
TCD48B51	TM8X080C16MP11	21.0	CF/CM64D	1400	47.5	34.2	15.50	12.75
TCD48B51	TM8X100C16MP11	21.0	CF/CM/CU48C	1400	47.5	34.0	15.00	12.25
TCD48B51	TM8X100C16MP11	21.0	CF/CM/CU48D	1425	47.5	34.4	15.25	12.50
TCD48B51	TM8X100C16MP11	21.0	CF/CM/CU60C	1400	47.5	34.2	15.25	12.50
TCD48B51	TM8X100C16MP11	21.0	CF/CM/CU60D	1425	47.5	34.4	15.25	12.50
TCD48B51	TM8X100C16MP11	21.0	CF/CM64D	1400	47.5	34.2	15.50	12.75
TCD48B51	TM8X100C20MP11	21.0	CF/CM/CU48C	1425	47.0	34.2	15.25	12.50
TCD48B51	TM8X100C20MP11	21.0	CF/CM/CU48D	1300	47.0	32.4	15.50	12.75
TCD48B51	TM8X100C20MP11	21.0	CF/CM/CU60C	1450	47.5	35.0	15.50	12.75
TCD48B51	TM8X100C20MP11	21.0	CF/CM/CU60D	1475	48.0	35.0	15.50	12.75
TCD48B51	TM8X100C20MP11	21.0	CF/CM64D	1450	47.5	34.4	15.75	12.75
TCD48B51	TM8X120C20MP11	21.0	CF/CM/CU48C	1425	47.0	34.2	15.25	12.50
TCD48B51	TM8X120C20MP11	21.0	CF/CM/CU48D	1300	47.0	32.4	15.50	12.75
TCD48B51	TM8X120C20MP11	21.0	CF/CM/CU60C	1450	47.5	35.0	15.50	12.75
TCD48B51	TM8X120C20MP11	21.0	CF/CM/CU60D	1475	48.0	35.0	15.50	12.75
TCD48B51	TM8X120C20MP11	21.0	CF/CM64D	1450	47.5	34.4	15.75	12.75
TCD48B51	TM8Y080C16MP11	21.0	CF/CM/CU48C	1400	47.5	34.0	15.00	12.25
TCD48B51	TM8Y080C16MP11	21.0	CF/CM/CU48D	1425	47.5	34.4	15.25	12.50
TCD48B51	TM8Y080C16MP11	21.0	CF/CM/CU60C	1400	47.5	34.2	15.25	12.50
TCD48B51	TM8Y080C16MP11	21.0	CF/CM/CU60D	1425	47.5	34.4	15.25	12.50
TCD48B51	TM8Y080C16MP11	21.0	CF/CM64D	1400	47.5	34.2	15.50	12.75
TCD48B51	TM8Y100C16MP11	21.0	CF/CM/CU48C	1400	47.5	34.0	15.00	12.25
TCD48B51	TM8Y100C16MP11	21.0	CF/CM/CU48D	1425	47.5	34.4	15.25	12.50
TCD48B51	TM8Y100C16MP11	21.0	CF/CM/CU60C	1400	47.5	34.2	15.25	12.50
TCD48B51	TM8Y100C16MP11	21.0	CF/CM/CU60D	1425	47.5	34.4	15.25	12.50
TCD48B51	TM8Y100C16MP11	21.0	CF/CM64D	1400	47.5	34.2	15.50	12.75
TCD48B51	TM8Y100C20MP11	21.0	CF/CM/CU48C	1425	47.0	34.2	15.25	12.50
TCD48B51	TM8Y100C20MP11	21.0	CF/CM/CU48D	1300	47.0	32.4	15.50	12.75
TCD48B51	TM8Y100C20MP11	21.0	CF/CM/CU60C	1450	47.5	35.0	15.50	12.75
TCD48B51	TM8Y100C20MP11	21.0	CF/CM/CU60D	1475	48.0	35.0	15.50	12.75
TCD48B51	TM8Y100C20MP11	21.0	CF/CM64D	1450	47.5	34.4	15.75	12.75
TCD48B51	TM8Y120C20MP11	21.0	CF/CM/CU48C	1425	47.0	34.2	15.25	12.50
TCD48B51	TM8Y120C20MP11	21.0	CF/CM/CU48D	1300	47.0	32.4	15.50	12.75
TCD48B51	TM8Y120C20MP11	21.0	CF/CM/CU60C	1450	47.5	35.0	15.50	12.75
TCD48B51	TM8Y120C20MP11	21.0	CF/CM/CU60D	1475	48.0	35.0	15.50	12.75
TCD48B51	TM8Y120C20MP11	21.0	CF/CM64D	1450	47.5	34.4	15.75	12.75
TCD48B51	TM9E080C16MP11	21.0	CF/CM/CU48C	1325	46.5	32.0	14.75	12.25
TCD48B51	TM9E080C16MP11	21.0	CF/CM/CU48D	1350	46.5	32.2	14.75	12.25
TCD48B51	TM9E080C16MP11	21.0	CF/CM/CU60C	1325	47.5	33.4	15.00	12.50
TCD48B51	TM9E080C16MP11	21.0	CF/CM/CU60D	1325	47.0	33.4	15.00	12.50
TCD48B51	TM9E080C16MP11	21.0	CF/CM64D	1350	47.0	32.8	15.25	12.50
TCD48B51	TM9E100C16MP11	21.0	CF/CM/CU48C	1325	46.5	32.0	14.75	12.25
TCD48B51	TM9E100C16MP11	21.0	CF/CM/CU48D	1350	46.5	32.2	14.75	12.25
TCD48B51	TM9E100C16MP11	21.0	CF/CM/CU60C	1325	47.5	33.4	15.00	12.50
TCD48B51	TM9E100C16MP11	21.0	CF/CM/CU60D	1325	47.0	33.4	15.00	12.50
TCD48B51	TM9E100C16MP11	21.0	CF/CM64D	1350	47.0	32.8	15.25	12.50
TCD48B51	TM9E100C20MP11	21.0	CF/CM/CU48C	1400	47.0	33.8	15.00	12.50
TCD48B51	TM9E100C20MP11	21.0	CF/CM/CU48D	1425	47.5	34.4	15.25	12.50

Continued on next page.

**COOLING CAPACITY - With High Efficiency Motor Furnaces<sup>1</sup> (Continued)**

UNIT MODEL	FURNACE		COIL MODEL <sup>2</sup>	COOLING				
	MODEL	WIDTH		RATED CFM	NET MBH		SEER	EER
					TOTAL	SENS.		
TCD48B51	TM9E100C20MP11	21.0	CF/CM/CU60C	1400	47.5	34.4	15.25	12.50
TCD48B51	TM9E100C20MP11	21.0	CF/CM/CU60D	1450	47.5	35.0	15.50	12.75
TCD48B51	TM9E100C20MP11	21.0	CF/CM64D	1400	47.5	34.2	15.50	12.75
TCD48B51	TM9E120D20MP11	24.5	CF/CM/CU48D	1425	47.0	33.8	15.25	12.50
TCD48B51	TM9E120D20MP11	24.5	CF/CM/CU60D	1425	47.0	34.2	15.50	12.75
TCD48B51	TM9E120D20MP11	24.5	CF/CM64D	1400	47.0	33.6	15.50	12.75
TCD48B51	TM9V080C16MP11	21.0	CF/CM/CU48C	1425	48.0	34.6	15.00	12.50
TCD48B51	TM9V080C16MP11	21.0	CF/CM/CU48D	1425	47.0	33.8	15.50	12.75
TCD48B51	TM9V080C16MP11	21.0	CF/CM/CU60C	1325	46.5	33.0	15.25	12.50
TCD48B51	TM9V080C16MP11	21.0	CF/CM/CU60D	1425	47.0	34.0	15.00	12.50
TCD48B51	TM9V080C16MP11	21.0	CF/CM64D	1300	46.5	32.6	15.50	12.75
TCD48B51	TM9V100C16MP11	21.0	CF/CM/CU48C	1425	48.0	34.6	15.00	12.50
TCD48B51	TM9V100C16MP11	21.0	CF/CM/CU48D	1425	47.0	33.8	15.50	12.75
TCD48B51	TM9V100C16MP11	21.0	CF/CM/CU60C	1325	46.5	33.0	15.25	12.50
TCD48B51	TM9V100C16MP11	21.0	CF/CM/CU60D	1425	47.0	34.0	15.00	12.50
TCD48B51	TM9V100C16MP11	21.0	CF/CM64D	1300	46.5	32.6	15.50	12.75
TCD48B51	TM9V100C20MP11	21.0	CF/CM/CU48C	1450	48.0	34.6	14.75	12.25
TCD48B51	TM9V100C20MP11	21.0	CF/CM/CU48D	1300	48.0	33.2	15.25	12.75
TCD48B51	TM9V100C20MP11	21.0	CF/CM/CU60C	1500	48.0	35.4	14.75	12.25
TCD48B51	TM9V100C20MP11	21.0	CF/CM/CU60D	1325	46.5	33.0	15.25	12.50
TCD48B51	TM9V100C20MP11	21.0	CF/CM64D	1300	46.5	32.6	15.50	12.75
TCD48B51	TM9V120D20MP11	24.5	CF/CM/CU48D	1300	46.5	32.2	15.25	12.50
TCD48B51	TM9V120D20MP11	24.5	CF/CM/CU60D	1300	46.5	32.6	15.50	12.75
TCD48B51	TM9V120D20MP11	24.5	CF/CM64D	1525	48.0	35.6	15.25	12.50
TCD48B51	TM9Y080C16MP11	21.0	CF/CM/CU48C	1325	46.5	32.0	14.75	12.25
TCD48B51	TM9Y080C16MP11	21.0	CF/CM/CU48D	1350	46.5	32.2	14.75	12.25
TCD48B51	TM9Y080C16MP11	21.0	CF/CM/CU60C	1325	47.5	33.4	15.00	12.50
TCD48B51	TM9Y080C16MP11	21.0	CF/CM/CU60D	1325	47.0	33.4	15.00	12.50
TCD48B51	TM9Y080C16MP11	21.0	CF/CM64D	1350	47.0	32.8	15.25	12.50
TCD48B51	TM9Y100C16MP11	21.0	CF/CM/CU48C	1325	46.5	32.0	14.75	12.25
TCD48B51	TM9Y100C16MP11	21.0	CF/CM/CU48D	1350	46.5	32.2	14.75	12.25
TCD48B51	TM9Y100C16MP11	21.0	CF/CM/CU60C	1325	47.5	33.4	15.00	12.50
TCD48B51	TM9Y100C16MP11	21.0	CF/CM/CU60D	1325	47.0	33.4	15.00	12.50
TCD48B51	TM9Y100C16MP11	21.0	CF/CM64D	1350	47.0	32.8	15.25	12.50
TCD48B51	TM9Y100C20MP11	21.0	CF/CM/CU48C	1400	47.0	33.8	15.00	12.50
TCD48B51	TM9Y100C20MP11	21.0	CF/CM/CU48D	1425	47.5	34.4	15.25	12.50
TCD48B51	TM9Y100C20MP11	21.0	CF/CM/CU60C	1400	47.5	34.4	15.25	12.50
TCD48B51	TM9Y100C20MP11	21.0	CF/CM/CU60D	1450	47.5	35.0	15.50	12.75
TCD48B51	TM9Y100C20MP11	21.0	CF/CM64D	1400	47.5	34.2	15.50	12.75
TCD48B51	TM9Y120D20MP11	24.5	CF/CM/CU48D	1425	47.0	33.8	15.25	12.50
TCD48B51	TM9Y120D20MP11	24.5	CF/CM/CU60D	1425	47.0	34.2	15.50	12.75
TCD48B51	TM9Y120D20MP11	24.5	CF/CM64D	1400	47.0	33.6	15.50	12.75
TCD48B51	TMLV080C16MP11	21.0	CF/CM/CU48C	1325	47.0	32.6	15.00	12.50
TCD48B51	TMLV080C16MP11	21.0	CF/CM/CU48D	1300	48.0	33.2	15.25	12.50
TCD48B51	TMLV080C16MP11	21.0	CF/CM/CU60C	1325	47.0	33.4	15.25	12.75
TCD48B51	TMLV080C16MP11	21.0	CF/CM/CU60D	1325	47.0	33.4	15.50	12.75
TCD48B51	TMLV080C16MP11	21.0	CF/CM64D	1400	48.0	34.6	15.50	12.75
TCD48B51	TMLV100C16MP11	21.0	CF/CM/CU48C	1325	47.0	32.6	15.00	12.50
TCD48B51	TMLV100C16MP11	21.0	CF/CM/CU48D	1300	48.0	33.2	15.25	12.50
TCD48B51	TMLV100C16MP11	21.0	CF/CM/CU60C	1325	47.0	33.4	15.25	12.75
TCD48B51	TMLV100C16MP11	21.0	CF/CM/CU60D	1325	47.0	33.4	15.50	12.75
TCD48B51	TMLV100C16MP11	21.0	CF/CM64D	1400	48.0	34.6	15.50	12.75

Continued on next page.

**COOLING CAPACITY - With High Efficiency Motor Furnaces<sup>1</sup> (Continued)**

UNIT MODEL	FURNACE		COIL MODEL <sup>2</sup>	COOLING				
	MODEL	WIDTH		RATED CFM	NET MBH		SEER	EER
					TOTAL	SENS.		
TCD48B51	TMLV100C20MP11	21.0	CF/CM/CU48C	1300	47.0	32.6	15.00	12.50
TCD48B51	TMLV100C20MP11	21.0	CF/CM/CU48D	1650	48.0	35.0	15.50	12.75
TCD48B51	TMLV100C20MP11	21.0	CF/CM/CU60C	1400	47.5	34.4	15.25	12.75
TCD48B51	TMLV100C20MP11	21.0	CF/CM/CU60D	1350	47.0	33.4	15.00	12.50
TCD48B51	TMLV100C20MP11	21.0	CF/CM64D	1425	47.5	34.0	15.25	12.50
TCD48B51	TMLV120C20MP11	21.0	CF/CM/CU48C	1300	47.0	32.6	15.00	12.50
TCD48B51	TMLV120C20MP11	21.0	CF/CM/CU48D	1650	48.0	35.0	15.50	12.75
TCD48B51	TMLV120C20MP11	21.0	CF/CM/CU60C	1400	47.5	34.4	15.25	12.75
TCD48B51	TMLV120C20MP11	21.0	CF/CM/CU60D	1350	47.0	33.4	15.00	12.50
TCD48B51	TMLV120C20MP11	21.0	CF/CM64D	1425	47.5	34.0	15.25	12.50
TCD48B51	TMLX080C16MP11	21.0	CF/CM/CU48C	1400	47.5	34.0	15.00	12.25
TCD48B51	TMLX080C16MP11	21.0	CF/CM/CU48D	1425	47.5	34.4	15.25	12.50
TCD48B51	TMLX080C16MP11	21.0	CF/CM/CU60C	1400	47.5	34.2	15.25	12.50
TCD48B51	TMLX080C16MP11	21.0	CF/CM/CU60D	1425	47.5	34.4	15.25	12.50
TCD48B51	TMLX080C16MP11	21.0	CF/CM64D	1400	47.5	34.2	15.50	12.75
TCD48B51	TMLX100C16MP11	21.0	CF/CM/CU48C	1400	47.5	34.0	15.00	12.25
TCD48B51	TMLX100C16MP11	21.0	CF/CM/CU48D	1425	47.5	34.4	15.25	12.50
TCD48B51	TMLX100C16MP11	21.0	CF/CM/CU60C	1400	47.5	34.2	15.25	12.50
TCD48B51	TMLX100C16MP11	21.0	CF/CM/CU60D	1425	47.5	34.4	15.25	12.50
TCD48B51	TMLX100C16MP11	21.0	CF/CM64D	1400	47.5	34.2	15.50	12.75
TCD48B51	TMLX100C20MP11	21.0	CF/CM/CU48C	1425	47.0	34.2	15.25	12.50
TCD48B51	TMLX100C20MP11	21.0	CF/CM/CU48D	1300	47.0	32.4	15.50	12.75
TCD48B51	TMLX100C20MP11	21.0	CF/CM/CU60C	1450	47.5	35.0	15.50	12.75
TCD48B51	TMLX100C20MP11	21.0	CF/CM/CU60D	1475	48.0	35.0	15.50	12.75
TCD48B51	TMLX100C20MP11	21.0	CF/CM64D	1450	47.5	34.4	15.75	12.75
TCD48B51	TMLX120C20MP11	21.0	CF/CM/CU48C	1425	47.0	34.2	15.25	12.50
TCD48B51	TMLX120C20MP11	21.0	CF/CM/CU48D	1300	47.0	32.4	15.50	12.75
TCD48B51	TMLX120C20MP11	21.0	CF/CM/CU60C	1450	47.5	35.0	15.50	12.75
TCD48B51	TMLX120C20MP11	21.0	CF/CM/CU60D	1475	48.0	35.0	15.50	12.75
TCD48B51	TMLX120C20MP11	21.0	CF/CM64D	1450	47.5	34.4	15.75	12.75
TCD48B51	TP9C080C16MP12	21.0	CF/CM/CU48C	1425	48.0	34.6	15.00	12.50
TCD48B51	TP9C080C16MP12	21.0	CF/CM/CU48D	1425	47.0	33.8	15.50	12.75
TCD48B51	TP9C080C16MP12	21.0	CF/CM/CU60C	1325	46.5	33.0	15.25	12.50
TCD48B51	TP9C080C16MP12	21.0	CF/CM/CU60D	1425	47.0	34.0	15.00	12.50
TCD48B51	TP9C080C16MP12	21.0	CF/CM64D	1300	46.5	32.6	15.50	12.75
TCD48B51	TP9C100C16MP12	21.0	CF/CM/CU48C	1425	48.0	34.6	15.00	12.50
TCD48B51	TP9C100C16MP12	21.0	CF/CM/CU48D	1425	47.0	33.8	15.50	12.75
TCD48B51	TP9C100C16MP12	21.0	CF/CM/CU60C	1325	46.5	33.0	15.25	12.50
TCD48B51	TP9C100C16MP12	21.0	CF/CM/CU60D	1425	47.0	34.0	15.00	12.50
TCD48B51	TP9C100C16MP12	21.0	CF/CM64D	1300	46.5	32.6	15.50	12.75
TCD48B51	TP9C100C20MP12	21.0	CF/CM/CU48C	1450	48.0	34.6	14.75	12.25
TCD48B51	TP9C100C20MP12	21.0	CF/CM/CU48D	1300	48.0	33.2	15.25	12.75
TCD48B51	TP9C100C20MP12	21.0	CF/CM/CU60C	1500	48.0	35.4	14.75	12.25
TCD48B51	TP9C100C20MP12	21.0	CF/CM/CU60D	1325	46.5	33.0	15.25	12.50
TCD48B51	TP9C100C20MP12	21.0	CF/CM64D	1300	46.5	32.6	15.50	12.75
TCD48B51	TP9C120D20MP12	24.5	CF/CM/CU48D	1300	46.5	32.2	15.25	12.50
TCD48B51	TP9C120D20MP12	24.5	CF/CM/CU60D	1300	46.5	32.6	15.50	12.75
TCD48B51	TP9C120D20MP12	24.5	CF/CM64D	1525	48.0	35.6	15.25	12.50
TCD48B51	TPLC080C16MP12	21.0	CF/CM/CU48C	1325	47.0	32.6	15.00	12.50
TCD48B51	TPLC080C16MP12	21.0	CF/CM/CU48D	1300	48.0	33.2	15.25	12.50
TCD48B51	TPLC080C16MP12	21.0	CF/CM/CU60C	1325	47.0	33.4	15.25	12.75
TCD48B51	TPLC080C16MP12	21.0	CF/CM/CU60D	1325	47.0	33.4	15.50	12.75

Continued on next page.



**COOLING CAPACITY - With High Efficiency Motor Furnaces<sup>1</sup> (Continued)**

UNIT MODEL	FURNACE		COIL MODEL <sup>2</sup>	COOLING				
	MODEL	WIDTH		RATED CFM	NET MBH		SEER	EER
					TOTAL	SENS.		
TCD48B51	TPLC080C16MP12	21.0	CF/CM64D	1400	48.0	34.6	15.50	12.75
TCD48B51	TPLC100C16MP12	21.0	CF/CM/CU48C	1325	47.0	32.6	15.00	12.50
TCD48B51	TPLC100C16MP12	21.0	CF/CM/CU48D	1300	48.0	33.2	15.25	12.50
TCD48B51	TPLC100C16MP12	21.0	CF/CM/CU60C	1325	47.0	33.4	15.25	12.75
TCD48B51	TPLC100C16MP12	21.0	CF/CM/CU60D	1325	47.0	33.4	15.50	12.75
TCD48B51	TPLC100C16MP12	21.0	CF/CM64D	1400	48.0	34.6	15.50	12.75
TCD48B51	TPLC100C20MP12	21.0	CF/CM/CU48C	1300	47.0	32.6	15.00	12.50
TCD48B51	TPLC100C20MP12	21.0	CF/CM/CU48D	1650	48.0	35.0	15.50	12.75
TCD48B51	TPLC100C20MP12	21.0	CF/CM/CU60C	1400	47.5	34.4	15.25	12.75
TCD48B51	TPLC100C20MP12	21.0	CF/CM/CU60D	1350	47.0	33.4	15.00	12.50
TCD48B51	TPLC100C20MP12	21.0	CF/CM64D	1425	47.5	34.0	15.25	12.50
TCD48B51	TPLC120C20MP12	21.0	CF/CM/CU48C	1300	47.0	32.6	15.00	12.50
TCD48B51	TPLC120C20MP12	21.0	CF/CM/CU48D	1650	48.0	35.0	15.50	12.75
TCD48B51	TPLC120C20MP12	21.0	CF/CM/CU60C	1400	47.5	34.4	15.25	12.75
TCD48B51	TPLC120C20MP12	21.0	CF/CM/CU60D	1350	47.0	33.4	15.00	12.50
TCD48B51	TPLC120C20MP12	21.0	CF/CM64D	1425	47.5	34.0	15.25	12.50
TCD48B51	CP9C080C16MP12	21.0	CF/CM/CU48C	1425	48.0	34.6	15.00	12.50
TCD48B51	CP9C080C16MP12	21.0	CF/CM/CU48D	1425	47.0	33.8	15.50	12.75
TCD48B51	CP9C080C16MP12	21.0	CF/CM/CU60C	1325	46.5	33.0	15.25	12.50
TCD48B51	CP9C080C16MP12	21.0	CF/CM/CU60D	1425	47.0	34.0	15.00	12.50
TCD48B51	CP9C080C16MP12	21.0	CF/CM64D	1300	46.5	32.6	15.50	12.75
TCD48B51	CP9C100C16MP12	21.0	CF/CM/CU48C	1425	48.0	34.6	15.00	12.50
TCD48B51	CP9C100C16MP12	21.0	CF/CM/CU48D	1425	47.0	33.8	15.50	12.75
TCD48B51	CP9C100C16MP12	21.0	CF/CM/CU60C	1325	46.5	33.0	15.25	12.50
TCD48B51	CP9C100C16MP12	21.0	CF/CM/CU60D	1425	47.0	34.0	15.00	12.50
TCD48B51	CP9C100C16MP12	21.0	CF/CM64D	1300	46.5	32.6	15.50	12.75
TCD48B51	CP9C100C20MP12	21.0	CF/CM/CU48C	1450	48.0	34.6	14.75	12.25
TCD48B51	CP9C100C20MP12	21.0	CF/CM/CU48D	1300	48.0	33.2	15.25	12.75
TCD48B51	CP9C100C20MP12	21.0	CF/CM/CU60C	1500	48.0	35.4	14.75	12.25
TCD48B51	CP9C100C20MP12	21.0	CF/CM/CU60D	1325	46.5	33.0	15.25	12.50
TCD48B51	CP9C100C20MP12	21.0	CF/CM64D	1300	46.5	32.6	15.50	12.75
TCD48B51	CP9C120D20MP12	24.5	CF/CM/CU48D	1300	46.5	32.2	15.25	12.50
TCD48B51	CP9C120D20MP12	24.5	CF/CM/CU60D	1300	46.5	32.6	15.50	12.75
TCD48B51	CP9C120D20MP12	24.5	CF/CM64D	1525	48.0	35.6	15.25	12.50
TCD48B51	CPLC080C16MP12	21.0	CF/CM/CU48C	1325	47.0	32.6	15.00	12.50
TCD48B51	CPLC080C16MP12	21.0	CF/CM/CU48D	1300	48.0	33.2	15.25	12.50
TCD48B51	CPLC080C16MP12	21.0	CF/CM/CU60C	1325	47.0	33.4	15.25	12.75
TCD48B51	CPLC080C16MP12	21.0	CF/CM/CU60D	1325	47.0	33.4	15.50	12.75
TCD48B51	CPLC080C16MP12	21.0	CF/CM64D	1400	48.0	34.6	15.50	12.75
TCD48B51	CPLC100C16MP12	21.0	CF/CM/CU48C	1325	47.0	32.6	15.00	12.50
TCD48B51	CPLC100C16MP12	21.0	CF/CM/CU48D	1300	48.0	33.2	15.25	12.50
TCD48B51	CPLC100C16MP12	21.0	CF/CM/CU60C	1325	47.0	33.4	15.25	12.75
TCD48B51	CPLC100C16MP12	21.0	CF/CM/CU60D	1325	47.0	33.4	15.50	12.75
TCD48B51	CPLC100C16MP12	21.0	CF/CM64D	1400	48.0	34.6	15.50	12.75
TCD48B51	CPLC100C20MP12	21.0	CF/CM/CU48C	1300	47.0	32.6	15.00	12.50
TCD48B51	CPLC100C20MP12	21.0	CF/CM/CU48D	1650	48.0	35.0	15.50	12.75
TCD48B51	CPLC100C20MP12	21.0	CF/CM/CU60C	1400	47.5	34.4	15.25	12.75
TCD48B51	CPLC100C20MP12	21.0	CF/CM/CU60D	1350	47.0	33.4	15.00	12.50
TCD48B51	CPLC100C20MP12	21.0	CF/CM64D	1425	47.5	34.0	15.25	12.50
TCD48B51	CPLC120C20MP12	21.0	CF/CM/CU48C	1300	47.0	32.6	15.00	12.50
TCD48B51	CPLC120C20MP12	21.0	CF/CM/CU48D	1650	48.0	35.0	15.50	12.75
TCD48B51	CPLC120C20MP12	21.0	CF/CM/CU60C	1400	47.5	34.4	15.25	12.75

Continued on next page.

**COOLING CAPACITY - With High Efficiency Motor Furnaces<sup>1</sup> (Continued)**

UNIT MODEL	FURNACE		COIL MODEL <sup>2</sup>	COOLING				
	MODEL	WIDTH		RATED CFM	NET MBH		SEER	EER
					TOTAL	SENS.		
TCD48B51	CPLC120C20MP12	21.0	CF/CM/CU60D	1350	47.0	33.4	15.00	12.50
TCD48B51	CPLC120C20MP12	21.0	CF/CM64D	1425	47.5	34.0	15.25	12.50
TCD60B31	TM8V080C16MP11	21.0	CF/CM64D	1650	56.5	40.0	13.75	11.50
TCD60B31	TM8V100C16MP11	21.0	CF/CM64D	1650	56.5	40.0	13.75	11.50
TCD60B31	TM8V100C20MP11	21.0	CF/CM/CU60D	1700	55.5	40.0	13.75	11.50
TCD60B31	TM8V120C20MP11	21.0	CF/CM/CU60D	1700	55.5	40.0	13.75	11.50
TCD60B31	TM8X100C20MP11	21.0	CF/CM/CU60C	1625	56.0	40.0	14.00	11.75
TCD60B31	TM8X100C20MP11	21.0	CF/CM/CU60D	1650	56.0	40.5	14.00	11.75
TCD60B31	TM8X100C20MP11	21.0	CF/CM64D	1625	57.0	40.5	14.25	12.00
TCD60B31	TM8X120C20MP11	21.0	CF/CM/CU60C	1625	56.0	40.0	14.00	11.75
TCD60B31	TM8X120C20MP11	21.0	CF/CM/CU60D	1650	56.0	40.5	14.00	11.75
TCD60B31	TM8X120C20MP11	21.0	CF/CM64D	1625	57.0	40.5	14.25	12.00
TCD60B31	TM8Y100C20MP11	21.0	CF/CM/CU60C	1625	56.0	40.0	14.00	11.75
TCD60B31	TM8Y100C20MP11	21.0	CF/CM/CU60D	1650	56.0	40.5	14.00	11.75
TCD60B31	TM8Y100C20MP11	21.0	CF/CM64D	1625	57.0	40.5	14.25	12.00
TCD60B31	TM8Y120C20MP11	21.0	CF/CM/CU60C	1625	56.0	40.0	14.00	11.75
TCD60B31	TM8Y120C20MP11	21.0	CF/CM/CU60D	1650	56.0	40.5	14.00	11.75
TCD60B31	TM8Y120C20MP11	21.0	CF/CM64D	1625	57.0	40.5	14.25	12.00
TCD60B31	TM9E100C20MP11	21.0	CF/CM/CU60D	1625	56.0	40.0	13.75	11.75
TCD60B31	TM9E120D20MP11	24.5	CF/CM/CU60D	1625	56.0	40.0	14.00	11.75
TCD60B31	TM9V080C16MP11	21.0	CF/CM/CU60C	1650	55.5	40.0	13.75	11.50
TCD60B31	TM9V080C16MP11	21.0	CF/CM64D	1650	56.5	40.0	14.00	11.75
TCD60B31	TM9V100C16MP11	21.0	CF/CM/CU60C	1650	55.5	40.0	13.75	11.50
TCD60B31	TM9V100C16MP11	21.0	CF/CM64D	1650	56.5	40.0	14.00	11.75
TCD60B31	TM9V100C20MP11	21.0	CF/CM64D	1675	56.5	40.0	13.75	11.50
TCD60B31	TM9V120D20MP11	24.5	CF/CM/CU60D	1775	56.5	42.0	13.75	11.50
TCD60B31	TM9V120D20MP11	24.5	CF/CM64D	1750	57.0	41.5	13.75	11.50
TCD60B31	TM9Y100C20MP11	21.0	CF/CM/CU60D	1625	56.0	40.0	13.75	11.75
TCD60B31	TM9Y120D20MP11	24.5	CF/CM/CU60D	1625	56.0	40.0	14.00	11.75
TCD60B31	TMLV080C16MP11	21.0	CF/CM64D	1650	56.5	40.0	13.75	11.50
TCD60B31	TMLV100C16MP11	21.0	CF/CM64D	1650	56.5	40.0	13.75	11.50
TCD60B31	TMLV100C20MP11	21.0	CF/CM/CU60D	1700	55.5	40.0	13.75	11.50
TCD60B31	TMLV120C20MP11	21.0	CF/CM/CU60D	1700	55.5	40.0	13.75	11.50
TCD60B31	TMLX100C20MP11	21.0	CF/CM/CU60C	1625	56.0	40.0	14.00	11.75
TCD60B31	TMLX100C20MP11	21.0	CF/CM/CU60D	1650	56.0	40.5	14.00	11.75
TCD60B31	TMLX100C20MP11	21.0	CF/CM64D	1625	57.0	40.5	14.25	12.00
TCD60B31	TMLX120C20MP11	21.0	CF/CM/CU60C	1625	56.0	40.0	14.00	11.75
TCD60B31	TMLX120C20MP11	21.0	CF/CM/CU60D	1650	56.0	40.5	14.00	11.75
TCD60B31	TMLX120C20MP11	21.0	CF/CM64D	1625	57.0	40.5	14.25	12.00
TCD60B31	TP9C080C16MP12	21.0	CF/CM/CU60C	1650	55.5	40.0	13.75	11.50
TCD60B31	TP9C080C16MP12	21.0	CF/CM64D	1650	56.5	40.0	14.00	11.75
TCD60B31	TP9C100C16MP12	21.0	CF/CM/CU60C	1650	55.5	40.0	13.75	11.50
TCD60B31	TP9C100C16MP12	21.0	CF/CM64D	1650	56.5	40.0	14.00	11.75
TCD60B31	TP9C100C20MP12	21.0	CF/CM64D	1675	56.5	40.0	13.75	11.50
TCD60B31	TP9C120D20MP12	24.5	CF/CM/CU60D	1775	56.5	42.0	13.75	11.50
TCD60B31	TP9C120D20MP12	24.5	CF/CM64D	1750	57.0	41.5	13.75	11.50
TCD60B31	TPLC080C16MP12	21.0	CF/CM64D	1650	56.5	40.0	13.75	11.50
TCD60B31	TPLC100C16MP12	21.0	CF/CM64D	1650	56.5	40.0	13.75	11.50
TCD60B31	TPLC100C20MP12	21.0	CF/CM/CU60D	1700	55.5	40.0	13.75	11.50
TCD60B31	TPLC120C20MP12	21.0	CF/CM/CU60D	1700	55.5	40.0	13.75	11.50
TCD60B31	CP9C080C16MP12	21.0	CF/CM/CU60C	1650	55.5	40.0	13.75	11.50
TCD60B31	CP9C080C16MP12	21.0	CF/CM64D	1650	56.5	40.0	14.00	11.75

Continued on next page.

**COOLING CAPACITY - With High Efficiency Motor Furnaces<sup>1</sup> (Continued)**

UNIT MODEL	FURNACE		COIL MODEL <sup>2</sup>	COOLING				
	MODEL	WIDTH		RATED CFM	NET MBH		SEER	EER
					TOTAL	SENS.		
TCD60B31	CP9C100C16MP12	21.0	CF/CM/CU60C	1650	55.5	40.0	13.75	11.50
TCD60B31	CP9C100C16MP12	21.0	CF/CM64D	1650	56.5	40.0	14.00	11.75
TCD60B31	CP9C100C20MP12	21.0	CF/CM64D	1675	56.5	40.0	13.75	11.50
TCD60B31	CP9C120D20MP12	24.5	CF/CM/CU60D	1775	56.5	42.0	13.75	11.50
TCD60B31	CP9C120D20MP12	24.5	CF/CM64D	1750	57.0	41.5	13.75	11.50
TCD60B31	CPLC080C16MP12	21.0	CF/CM64D	1650	56.5	40.0	13.75	11.50
TCD60B31	CPLC100C16MP12	21.0	CF/CM64D	1650	56.5	40.0	13.75	11.50
TCD60B31	CPLC100C20MP12	21.0	CF/CM/CU60D	1700	55.5	40.0	13.75	11.50
TCD60B31	CPLC120C20MP12	21.0	CF/CM/CU60D	1700	55.5	40.0	13.75	11.50
TCD60B41	TM8V080C16MP11	21.0	CF/CM64D	1650	56.5	40.0	13.75	11.50
TCD60B41	TM8V100C16MP11	21.0	CF/CM64D	1650	56.5	40.0	13.75	11.50
TCD60B41	TM8V100C20MP11	21.0	CF/CM/CU60D	1700	55.5	40.0	13.75	11.50
TCD60B41	TM8V120C20MP11	21.0	CF/CM/CU60D	1700	55.5	40.0	13.75	11.50
TCD60B41	TM8X100C20MP11	21.0	CF/CM/CU60C	1625	56.0	40.0	14.00	11.75
TCD60B41	TM8X100C20MP11	21.0	CF/CM/CU60D	1650	56.0	40.5	14.00	11.75
TCD60B41	TM8X100C20MP11	21.0	CF/CM64D	1625	57.0	40.5	14.25	12.00
TCD60B41	TM8X120C20MP11	21.0	CF/CM/CU60C	1625	56.0	40.0	14.00	11.75
TCD60B41	TM8X120C20MP11	21.0	CF/CM/CU60D	1650	56.0	40.5	14.00	11.75
TCD60B41	TM8X120C20MP11	21.0	CF/CM64D	1625	57.0	40.5	14.25	12.00
TCD60B41	TM8Y100C20MP11	21.0	CF/CM/CU60C	1625	56.0	40.0	14.00	11.75
TCD60B41	TM8Y100C20MP11	21.0	CF/CM/CU60D	1650	56.0	40.5	14.00	11.75
TCD60B41	TM8Y100C20MP11	21.0	CF/CM64D	1625	57.0	40.5	14.25	12.00
TCD60B41	TM8Y120C20MP11	21.0	CF/CM/CU60C	1625	56.0	40.0	14.00	11.75
TCD60B41	TM8Y120C20MP11	21.0	CF/CM/CU60D	1650	56.0	40.5	14.00	11.75
TCD60B41	TM8Y120C20MP11	21.0	CF/CM64D	1625	57.0	40.5	14.25	12.00
TCD60B41	TM9E100C20MP11	21.0	CF/CM/CU60D	1625	56.0	39.5	13.75	11.75
TCD60B41	TM9E120D20MP11	24.5	CF/CM/CU60D	1625	56.0	40.0	14.00	11.75
TCD60B41	TM9V080C16MP11	21.0	CF/CM/CU60C	1650	55.5	39.5	13.75	11.50
TCD60B41	TM9V080C16MP11	21.0	CF/CM64D	1650	56.5	40.0	14.00	11.75
TCD60B41	TM9V100C16MP11	21.0	CF/CM/CU60C	1650	55.5	39.5	13.75	11.50
TCD60B41	TM9V100C16MP11	21.0	CF/CM64D	1650	56.5	40.0	14.00	11.75
TCD60B41	TM9V100C20MP11	21.0	CF/CM64D	1675	56.5	40.0	13.75	11.50
TCD60B41	TM9V120D20MP11	24.5	CF/CM/CU60D	1775	56.5	42.0	13.75	11.50
TCD60B41	TM9V120D20MP11	24.5	CF/CM64D	1750	57.0	41.5	13.75	11.50
TCD60B41	TM9Y100C20MP11	21.0	CF/CM/CU60D	1625	56.0	39.5	13.75	11.75
TCD60B41	TM9Y120D20MP11	24.5	CF/CM/CU60D	1625	56.0	40.0	14.00	11.75
TCD60B41	TMLV080C16MP11	21.0	CF/CM64D	1650	56.5	40.0	13.75	11.50
TCD60B41	TMLV100C16MP11	21.0	CF/CM64D	1650	56.5	40.0	13.75	11.50
TCD60B41	TMLV100C20MP11	21.0	CF/CM/CU60D	1700	55.5	40.0	13.75	11.50
TCD60B41	TMLV120C20MP11	21.0	CF/CM/CU60D	1700	55.5	40.0	13.75	11.50
TCD60B41	TMLX100C20MP11	21.0	CF/CM/CU60C	1625	56.0	40.0	14.00	11.75
TCD60B41	TMLX100C20MP11	21.0	CF/CM/CU60D	1650	56.0	40.5	14.00	11.75
TCD60B41	TMLX100C20MP11	21.0	CF/CM64D	1625	57.0	40.5	14.25	12.00
TCD60B41	TMLX120C20MP11	21.0	CF/CM/CU60C	1625	56.0	40.0	14.00	11.75
TCD60B41	TMLX120C20MP11	21.0	CF/CM/CU60D	1650	56.0	40.5	14.00	11.75
TCD60B41	TMLX120C20MP11	21.0	CF/CM64D	1625	57.0	40.5	14.25	12.00
TCD60B41	TP9C080C16MP12	21.0	CF/CM/CU60C	1650	55.5	39.5	13.75	11.50
TCD60B41	TP9C080C16MP12	21.0	CF/CM64D	1650	56.5	40.0	14.00	11.75
TCD60B41	TP9C100C16MP12	21.0	CF/CM/CU60C	1650	55.5	39.5	13.75	11.50
TCD60B41	TP9C100C16MP12	21.0	CF/CM64D	1650	56.5	40.0	14.00	11.75
TCD60B41	TP9C100C20MP12	21.0	CF/CM64D	1675	56.5	40.0	13.75	11.50
TCD60B41	TP9C120D20MP12	24.5	CF/CM/CU60D	1775	56.5	42.0	13.75	11.50

Continued on next page.

**COOLING CAPACITY - With High Efficiency Motor Furnaces<sup>1</sup> (Continued)**

UNIT MODEL	FURNACE		COIL MODEL <sup>2</sup>	COOLING				
	MODEL	WIDTH		RATED CFM	NET MBH		SEER	EER
					TOTAL	SENS.		
TCD60B41	TP9C120D20MP12	24.5	CF/CM64D	1750	57.0	41.5	13.75	11.50
TCD60B41	TPLC080C16MP12	21.0	CF/CM64D	1650	56.5	40.0	13.75	11.50
TCD60B41	TPLC100C16MP12	21.0	CF/CM64D	1650	56.5	40.0	13.75	11.50
TCD60B41	TPLC100C20MP12	21.0	CF/CM/CU60D	1700	55.5	40.0	13.75	11.50
TCD60B41	TPLC120C20MP12	21.0	CF/CM/CU60D	1700	55.5	40.0	13.75	11.50
TCD60B41	CP9C080C16MP12	21.0	CF/CM/CU60C	1650	55.5	39.5	13.75	11.50
TCD60B41	CP9C080C16MP12	21.0	CF/CM64D	1650	56.5	40.0	14.00	11.75
TCD60B41	CP9C100C16MP12	21.0	CF/CM/CU60C	1650	55.5	39.5	13.75	11.50
TCD60B41	CP9C100C16MP12	21.0	CF/CM64D	1650	56.5	40.0	14.00	11.75
TCD60B41	CP9C100C20MP12	21.0	CF/CM64D	1675	56.5	40.0	13.75	11.50
TCD60B41	CP9C120D20MP12	24.5	CF/CM/CU60D	1775	56.5	42.0	13.75	11.50
TCD60B41	CP9C120D20MP12	24.5	CF/CM64D	1750	57.0	41.5	13.75	11.50
TCD60B41	CPLC080C16MP12	21.0	CF/CM64D	1650	56.5	40.0	13.75	11.50
TCD60B41	CPLC100C16MP12	21.0	CF/CM64D	1650	56.5	40.0	13.75	11.50
TCD60B41	CPLC100C20MP12	21.0	CF/CM/CU60D	1700	55.5	40.0	13.75	11.50
TCD60B41	CPLC120C20MP12	21.0	CF/CM/CU60D	1700	55.5	40.0	13.75	11.50
TCD60B51	TM8V080C16MP11	21.0	CF/CM64D	1650	56.5	40.0	13.75	11.50
TCD60B51	TM8V100C16MP11	21.0	CF/CM64D	1650	56.5	40.0	13.75	11.50
TCD60B51	TM8V100C20MP11	21.0	CF/CM/CU60D	1700	55.5	40.0	13.75	11.50
TCD60B51	TM8V120C20MP11	21.0	CF/CM/CU60D	1700	55.5	40.0	13.75	11.50
TCD60B51	TM8X100C20MP11	21.0	CF/CM/CU60C	1625	56.0	40.5	14.00	11.75
TCD60B51	TM8X100C20MP11	21.0	CF/CM/CU60D	1650	56.0	40.0	14.00	11.75
TCD60B51	TM8X100C20MP11	21.0	CF/CM64D	1625	57.0	40.5	14.25	12.00
TCD60B51	TM8X120C20MP11	21.0	CF/CM/CU60C	1625	56.0	40.5	14.00	11.75
TCD60B51	TM8X120C20MP11	21.0	CF/CM/CU60D	1650	56.0	40.0	14.00	11.75
TCD60B51	TM8X120C20MP11	21.0	CF/CM64D	1625	57.0	40.5	14.25	12.00
TCD60B51	TM8Y100C20MP11	21.0	CF/CM/CU60C	1625	56.0	40.5	14.00	11.75
TCD60B51	TM8Y100C20MP11	21.0	CF/CM/CU60D	1650	56.0	40.0	14.00	11.75
TCD60B51	TM8Y100C20MP11	21.0	CF/CM64D	1625	57.0	40.5	14.25	12.00
TCD60B51	TM8Y120C20MP11	21.0	CF/CM/CU60C	1625	56.0	40.5	14.00	11.75
TCD60B51	TM8Y120C20MP11	21.0	CF/CM/CU60D	1650	56.0	40.0	14.00	11.75
TCD60B51	TM8Y120C20MP11	21.0	CF/CM64D	1625	57.0	40.5	14.25	12.00
TCD60B51	TM9E100C20MP11	21.0	CF/CM/CU60D	1625	56.0	40.0	13.75	11.75
TCD60B51	TM9E120D20MP11	24.5	CF/CM/CU60D	1625	56.0	40.5	14.00	11.75
TCD60B51	TM9V080C16MP11	21.0	CF/CM/CU60C	1650	55.5	40.0	13.75	11.50
TCD60B51	TM9V080C16MP11	21.0	CF/CM64D	1650	56.5	40.0	14.00	11.75
TCD60B51	TM9V100C16MP11	21.0	CF/CM/CU60C	1650	55.5	40.0	13.75	11.50
TCD60B51	TM9V100C16MP11	21.0	CF/CM64D	1650	56.5	40.0	14.00	11.75
TCD60B51	TM9V100C20MP11	21.0	CF/CM64D	1675	56.5	40.0	13.75	11.50
TCD60B51	TM9V120D20MP11	24.5	CF/CM/CU60D	1775	56.5	42.0	13.75	11.50
TCD60B51	TM9V120D20MP11	24.5	CF/CM64D	1750	57.0	41.5	13.75	11.50
TCD60B51	TM9Y100C20MP11	21.0	CF/CM/CU60D	1625	56.0	40.0	13.75	11.75
TCD60B51	TM9Y120D20MP11	24.5	CF/CM/CU60D	1625	56.0	40.5	14.00	11.75
TCD60B51	TMLV080C16MP11	21.0	CF/CM64D	1650	56.5	40.0	13.75	11.50
TCD60B51	TMLV100C16MP11	21.0	CF/CM64D	1650	56.5	40.0	13.75	11.50
TCD60B51	TMLV100C20MP11	21.0	CF/CM/CU60D	1700	55.5	40.0	13.75	11.50
TCD60B51	TMLV120C20MP11	21.0	CF/CM/CU60D	1700	55.5	40.0	13.75	11.50
TCD60B51	TMLX100C20MP11	21.0	CF/CM/CU60C	1625	56.0	40.5	14.00	11.75
TCD60B51	TMLX100C20MP11	21.0	CF/CM/CU60D	1650	56.0	40.0	14.00	11.75
TCD60B51	TMLX100C20MP11	21.0	CF/CM64D	1625	57.0	40.5	14.25	12.00
TCD60B51	TMLX120C20MP11	21.0	CF/CM/CU60C	1625	56.0	40.5	14.00	11.75
TCD60B51	TMLX120C20MP11	21.0	CF/CM/CU60D	1650	56.0	40.0	14.00	11.75

Continued on next page.

**COOLING CAPACITY - With High Efficiency Motor Furnaces<sup>1</sup> (Continued)**

UNIT MODEL	FURNACE		COIL MODEL <sup>2</sup>	COOLING				
	MODEL	WIDTH		RATED CFM	NET MBH		SEER	EER
					TOTAL	SENS.		
TCD60B51	TMLX120C20MP11	21.0	CF/CM64D	1625	57.0	40.5	14.25	12.00
TCD60B51	TP9C080C16MP12	21.0	CF/CM/CU60C	1650	55.5	40.0	13.75	11.50
TCD60B51	TP9C080C16MP12	21.0	CF/CM64D	1650	56.5	40.0	14.00	11.75
TCD60B51	TP9C100C16MP12	21.0	CF/CM/CU60C	1650	55.5	40.0	13.75	11.50
TCD60B51	TP9C100C16MP12	21.0	CF/CM64D	1650	56.5	40.0	14.00	11.75
TCD60B51	TP9C100C20MP12	21.0	CF/CM64D	1675	56.5	40.0	13.75	11.50
TCD60B51	TP9C120D20MP12	24.5	CF/CM/CU60D	1775	56.5	42.0	13.75	11.50
TCD60B51	TP9C120D20MP12	24.5	CF/CM64D	1750	57.0	41.5	13.75	11.50
TCD60B51	TPLC080C16MP12	21.0	CF/CM64D	1650	56.5	40.0	13.75	11.50
TCD60B51	TPLC100C16MP12	21.0	CF/CM64D	1650	56.5	40.0	13.75	11.50
TCD60B51	TPLC100C20MP12	21.0	CF/CM/CU60D	1700	55.5	40.0	13.75	11.50
TCD60B51	TPLC120C20MP12	21.0	CF/CM/CU60D	1700	55.5	40.0	13.75	11.50
TCD60B51	CP9C080C16MP12	21.0	CF/CM/CU60C	1650	55.5	40.0	13.75	11.50
TCD60B51	CP9C080C16MP12	21.0	CF/CM64D	1650	56.5	40.0	14.00	11.75
TCD60B51	CP9C100C16MP12	21.0	CF/CM/CU60C	1650	55.5	40.0	13.75	11.50
TCD60B51	CP9C100C16MP12	21.0	CF/CM64D	1650	56.5	40.0	14.00	11.75
TCD60B51	CP9C100C20MP12	21.0	CF/CM64D	1675	56.5	40.0	13.75	11.50
TCD60B51	CP9C120D20MP12	24.5	CF/CM/CU60D	1775	56.5	42.0	13.75	11.50
TCD60B51	CP9C120D20MP12	24.5	CF/CM64D	1750	57.0	41.5	13.75	11.50
TCD60B51	CPLC080C16MP12	21.0	CF/CM64D	1650	56.5	40.0	13.75	11.50
TCD60B51	CPLC100C16MP12	21.0	CF/CM64D	1650	56.5	40.0	13.75	11.50
TCD60B51	CPLC100C20MP12	21.0	CF/CM/CU60D	1700	55.5	40.0	13.75	11.50
TCD60B51	CPLC120C20MP12	21.0	CF/CM/CU60D	1700	55.5	40.0	13.75	11.50

For rated condition information, see the footnotes below the System Capacity - Single Piece and Modular Air Handlers table.

1. High Efficiency Motor Furnaces have B.O.D (Blower Off Delay) standard.
  2. CM coils available with a factory installed horizontal drain pan. See price pages for specific model number.
- PSC furnaces, such as the TG8S, TGLS, and TG9S, use Coil Only Ratings.

## APPLICATIONS AND ACCESSORIES

Refer to Price Manual for specific model numbers.

Standard Application Limits*		
Maximum Lineset Equivalent Length		80 Ft
Outdoor Ambient Temperature Limits		
Cooling Operation	Maximum DB	125°F
	Minimum DB	55°F

\* For Low Ambient and/or Long Lineset Applications, please see the accessories listed below.

**Non-Standard Lineset Applications** - For installations with reduced diameter or long linesets, refer to the current version of the Piping Application Guide P/N 247077, available in the Application Bulletins section on [www.upgnet.com](http://www.upgnet.com).

**OD Unit Anti Short Cycle Kit (10 Pack) S1-2TD08700124BK:** A time delay that prevents rapid compressor restarting as a result of power interruption, limit switch operation, or thermostat resetting. Not required for HP models, or for AC models with factory electronic controls.

**Standard Low Ambient Control Kit S1-2LA06700424:** Allows the use of air conditioning at low outdoor ambient temperatures down to +20°F (-7°C). For use with all R-410A single stage AC & HP models.

**Advanced Low Ambient Control Kit S1-2LA04701024:** Contains the necessary components and controls to allow cooling operation down to -20°F (-29°C). For use with all R-410A single stage AC & HP models.

**Low Pressure Switch Kit S1-2PS06700524:** Provides field installed low pressure (loss of charge) protection. Not required for HP models, or for AC models with factory electronic controls.

**High Ambient Condenser Fan Motor S1-FHM\*\*\*\*HT:** Class F 70°C motor to allow cooling operation up to 160°F air entering the condenser. For use with all R-410A single stage AC & HP models containing R-410A refrigerant only.

**Outdoor Communicating Board Kit (S1-33102952310):** Electronic control upgrade for standard AC & HP units to provide compatibility with the Residential Touch Screen Communicating Control.

**Compressor Crankcase Heater Kit (S1-025\*\*\*\*\*):** A wrap-around electrical resistance heater that warms the compressor sump, reducing the chance of liquid slugging on startup. Required on all long lineset and low ambient applications. See Price Pages or Source1 SmartSearch for the correct part for each application.

**Indoor Blower-Off Delay Kit S1-2FD06700224:** Provides a 1-minute blower-off delay at the end of the cooling cycle. May be required for retrofits with non-Johnson Controls Unitary Products indoor units. This feature is factory-provided on all JCUP indoor products.

**Support Feet S1-HPRKIT-\*\*:** Kit of 5 support feet to raise unit above snow or landscaping. Available in heights of 3", 6" or 12".

**Anchor Bracket Kit S1-1HK0401:** Firmly anchors unit to pad or support structure. When properly installed, approved for ground-mounted or roof-mounted applications.

**Indoor TXV Kit S1-1TVM\*\*\*:** Thermal expansion valves precisely meter refrigerant for optimum performance over a wide range of conditions. See System Charge Table, Price Pages, or Source1 Smart Search for TXV part number for each AC & HP model.

**Wall Mount Kit (S1-ACB-\*\*):** Includes two brackets to allow outdoor unit to be securely mounted to a vertical wall. Mounting hardware is field sourced according to the specific application.

**Winter Cover Kit S1-CCVRE\*\*\*:** Custom fit winter cover protects AC condensing unit from debris during the off-season. Must be removed prior to unit operation. See Price Pages or Source1 SmartSearch for the correct cover for each application.

**Cold Weather Charging Tent S1-CHGTENT01:** Provides warm environment to accurately service AC & HP systems in ambient conditions 55°F (13°C) or colder.

**Touch-up Paint S1-5130153\*\*\*\*:** Color matched aerosol paint for touching up unit chassis and panels. See Price Pages or Source1 SmartSearch for the correct color for each application.

**Compressor Sound Blanket S1-01007xxx000:** A field installed dense foam cover that provides 2dBA sound level reduction. See Price Pages or Source1 SmartSearch for the correct blanket for each application.

**Thermostat:** Compatible thermostat controls are available through accessory sourcing. For optimum performance, these outdoor units are fully compatible with our Coleman touch screen thermostat with proprietary (patent-pending) hexagon interface. For more information, see the thermostat section of the Product Equipment Catalog.

## SOUND POWER RATINGS

Cooling	Octave Band Sound Power Level (db re. 1-pW)									
Model Number	63	125	250	500	1000	2000	4000	8000	dBA	SQI
TCD30(3,4)1S	69.0	72.1	71.0	71.2	69.1	64.9	65.7	63.0	74.0	19.0
TCD36(3,4,5)1S	71.8	76.5	71.6	73.1	71.1	66.2	65.4	61.8	76.0	19.1
TCD42(3,4)1S	69.3	73.0	75.6	71.6	72.6	67.6	59.1	57.8	76.0	19.1
TCD48(3,4,5)1S	68.6	76.8	71.4	71.4	70.9	63.8	60.9	58.7	75.0	19.0
TCD60(3,4,5)1S	74.9	71.8	74.9	74.4	73.4	66.7	60.5	56.8	77.0	19.1

Rated in accordance with ARI Standard 270.

## MECHANICAL SPECIFICATIONS

### MANUFACTURE AND CERTIFICATIONS

- Units shall be manufactured in an ISO 9001 certified facility.
- Units shall be certified by CSA to UL 1995 / CSA 22.2 and performance certified to ANSI/AHRI Standard 210/240.
- Units shall be sound tested according to ANSI/AHRI Standard 270.
- Certified matched system ratings will be available for download from the AHRI online directory at [www.ahridirectory.org](http://www.ahridirectory.org)
- Unit packaging shall be marked, "Assembled in the USA"

### UNIT APPLICATION

- Units shall be approved for linesets up to 80 feet equivalent length without modification.
- Units shall be approved for installation within 6 inches of a flat vertical wall without modification, according to the instructions in the technical literature.
- Units shall be certified to the 5th Edition (2014) of the Florida Building Code for a combined allowable lateral and uplift wind force of 200 psf and 100 psf, respectively, for both ground-mounted and rooftop-mounted applications up to 200 feet above grade with approved mounting kit.
- Units shall be designed to 77 dBA or less to minimize sound pollution.

### UNIT ACCESS

- Units shall have a removable fan guard that can be removed independently of the top for interior access through the top of the unit without damaging the coil.
- Units shall have two removable stamped steel coil guards for exterior coil access.
- Units shall have a separate compartment for electrical controls that can be accessed without disturbing the unit airflow.
- Units shall have a blockoff panel that can be removed to provide interior unit access through the side of the unit.
- Units shall have a removable blockoff panel and a swing away removable electrical panel that provides sufficient interior unit access for removing the compressor through the side of the unit.

### UNIT CONSTRUCTION

- Units shall be shipped completely wired, piped and assembled. Wiring pigtails shall be provided for field control wiring connections. Service valves shall be provided for field refrigerant line connections.

- Units shall be factory leak checked, run tested, and shipped with a holding charge of R-410A refrigerant.
- Unit cabinet components shall be G90 equivalent steel finished with powder-coat paint rated at a minimum of 500 hours under ASTM B117 testing.
- Unit base pan shall be stamped G90 equivalent steel finished with powder-coat paint rated at a minimum of 500 hours under ASTM B117 testing.
- Units shall have a single corner post opposite the electrical control box and two independently removeable steel coil guard panels to optimize cabinet strength and serviceability
- Units shall have L-shaped stamped sheet metal coil guards with extruded slots for maximum panel durability and stiffness.
- Units shall have a factory installed filter-drier for faster installation and improved system reliability.
- Units shall be constructed with a high pressure switch for system protection.
- Units shall be constructed with all badging and labels applied at the factory.

### UNIT COMPONENTS

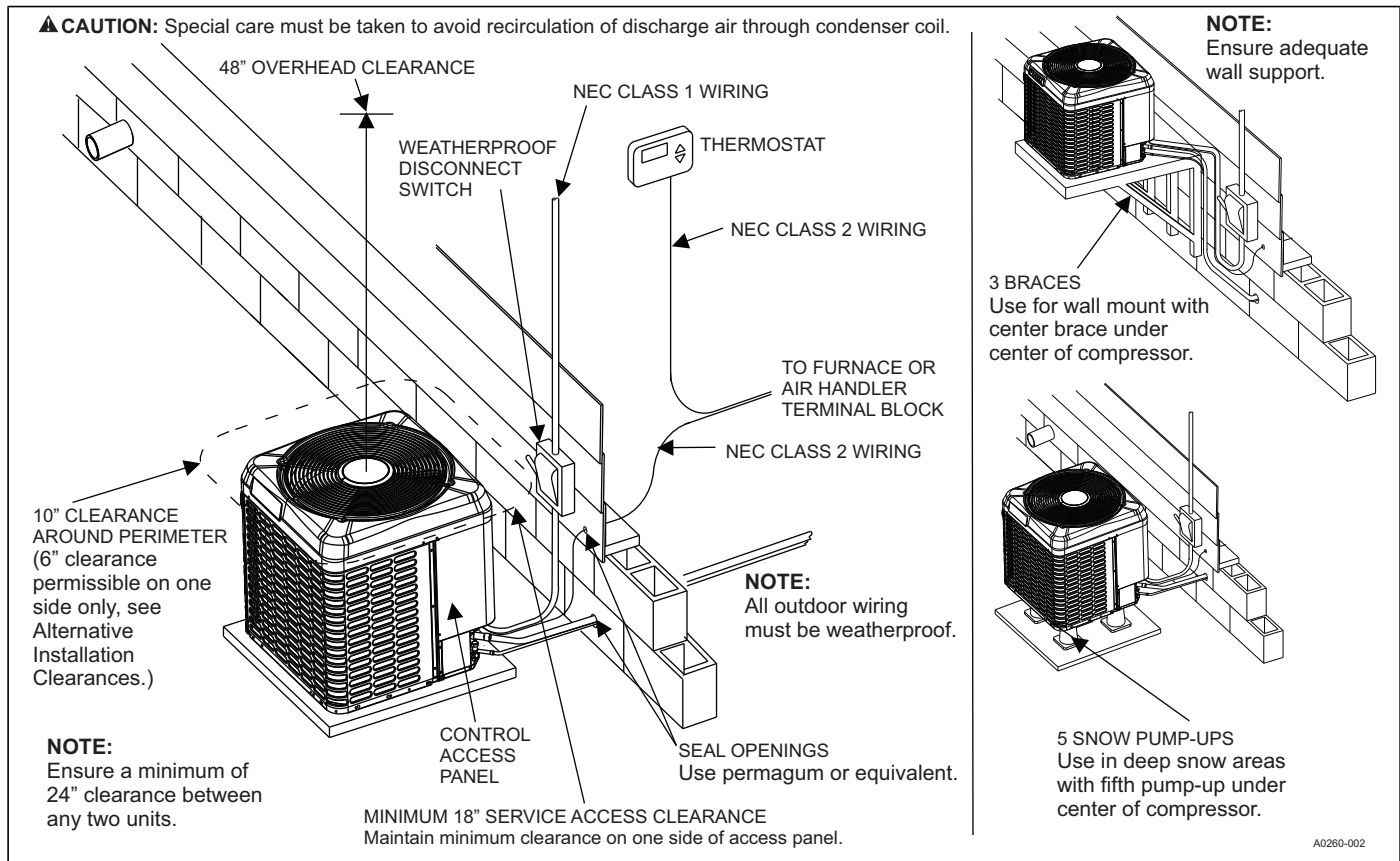
- Compressor shall be hermetic with internal electrical overload protection and internal overpressure protection.
- Compressor shall be mounted on rubber vibration isolators that do not require the removal of transportation clips or brackets.
- Units shall be constructed with internally sprung reciprocating compressors for low vibration. (Applies to select models).
- Condenser fan shall be direct drive with vertical air discharge for low sound levels.
- Condenser fan motor shall be totally enclosed with permanently lubricated ball bearings motors approved for vertical shaft applications.
- Condenser coil shall be air cooled and constructed of zinc-coated aluminum microchannel construction for small size and low weight.

### UNIT WARRANTIES

- Unit manufacturer shall provide a 5-Year compressor warranty without a requirement for unit registration.
- Unit manufacturer shall provide a 1-Year parts warranty without a requirement for unit registration.

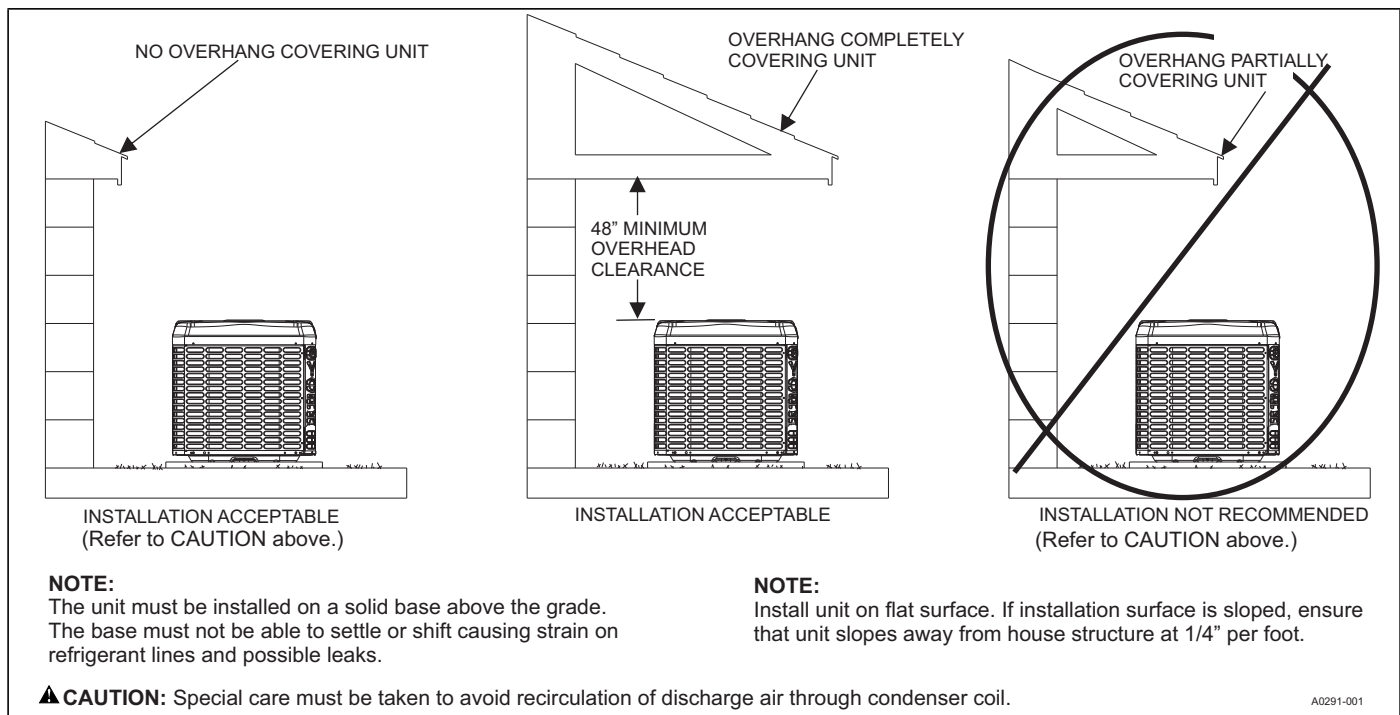


## TYPICAL INSTALLATION

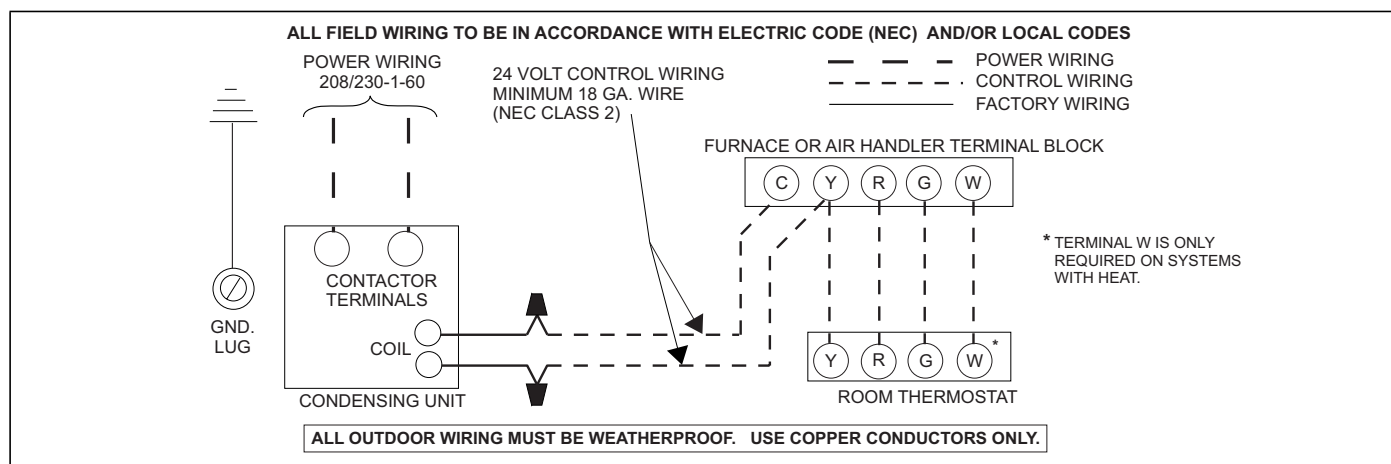


## ▲ CAUTION

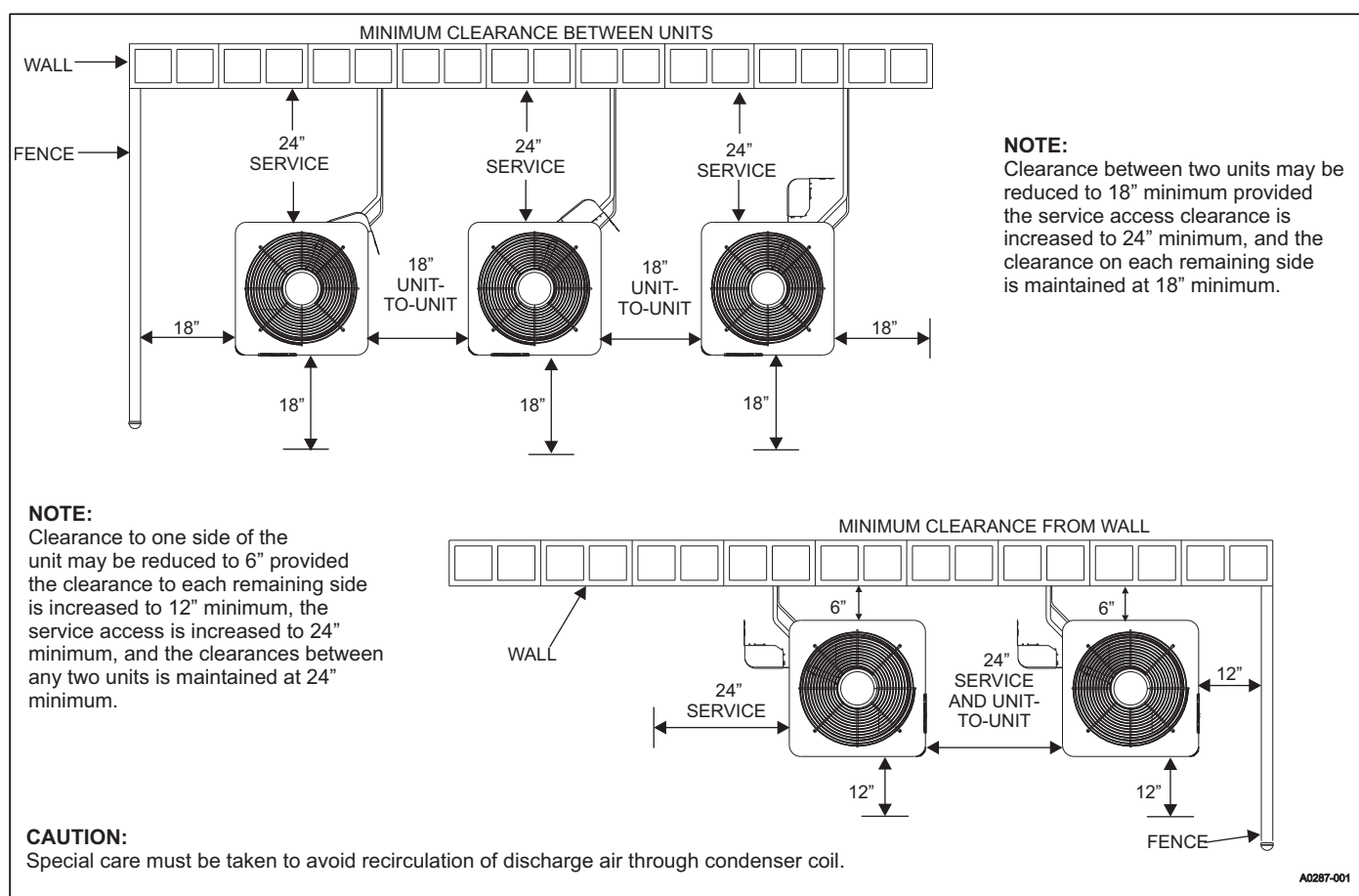
Care must be taken to prevent ice from damaging the unit. Damage may occur from ice falling onto unit from a sloped roof or from a vertical drip line due to a partial overhang.



## TYPICAL FIELD WIRING



## ALTERNATIVE INSTALLATION CLEARANCES



**PERFORMANCE DATA - 2.5 TON 230 Volt**

CONDENSER-ONLY DATA (OUTDOOR UNIT)																		
MODEL	SATURATED SUCTION @ COMPRESSOR		Outdoor Ambient Temperature															
			55 °F		65 °F		75 °F		85 °F		95 °F		105 °F		115 °F		125 °F	
	T (°F)	P (PSIG)	MBH	KW	MBH	KW	MBH	KW	MBH	KW	MBH	KW	MBH	KW	MBH	KW	MBH	KW
TCD30B31S	35	107	29.8	1.69	26.9	1.84	24.2	1.99	21.7	2.14	19.4	2.26	17.0	2.37	14.5	2.43	12.0	2.46
	40	118	33.6	1.66	30.4	1.83	27.5	2.00	24.8	2.17	22.1	2.32	19.5	2.45	16.9	2.55	14.1	2.60
	45	130	37.8	1.61	34.3	1.80	31.1	2.00	28.1	2.19	25.2	2.36	22.3	2.52	19.4	2.65	16.4	2.73
	50	142	42.3	1.55	38.6	1.76	35.0	1.98	31.7	2.19	28.5	2.39	25.4	2.57	22.2	2.73	19.0	2.84
	55	156	47.1	1.48	43.1	1.71	39.3	1.95	35.7	2.18	32.2	2.40	28.7	2.61	25.2	2.81	21.8	2.94

**Notes:**

- For Outdoor Unit (Condenser) performance only. Data does not include the effects of air handler power or heat.
- Performance based on 15°F subcooling and 15°F superheat at the Outdoor Unit base valves.
  - Increase capacity by 1% for each 2°F increase in subcooling.
  - Decrease capacity by 1% for each 2°F decrease in subcooling.
- Maximum recommended condensing temperature is 140°F.

<b>COOLING PERFORMANCE DATA</b>																	
<b>OUTDOOR UNIT MODEL NO.</b>			<b>TCD30B31S</b>														
<b>INDOOR COIL MODEL NO.</b>			<b>CF30BXA1</b>														
<b>AIR TEMP. ENTERING OUTDOOR UNIT (°F)</b>	<b>ID CFM</b>	<b>800</b>					<b>1000</b>					<b>1200</b>					
	<b>ID DB (°F)</b>	<b>80</b>	<b>80</b>	<b>75</b>	<b>80</b>	<b>80</b>	<b>80</b>	<b>80</b>	<b>75</b>	<b>80</b>	<b>80</b>	<b>80</b>	<b>80</b>	<b>75</b>	<b>80</b>	<b>80</b>	
	<b>ID WB (°F)</b>	<b>57</b>	<b>62</b>	<b>62</b>	<b>67</b>	<b>72</b>	<b>57</b>	<b>62</b>	<b>62</b>	<b>67</b>	<b>72</b>	<b>57</b>	<b>62</b>	<b>62</b>	<b>67</b>	<b>72</b>	
<b>55</b>	<b>T.C.</b>	29.8	32.9	32.6	34.9	36.7	30.8	33.3	33.1	35.0	36.7	31.9	33.7	33.6	35.1	36.8	
	<b>S.C.</b>	29.8	25.6	22.2	21.1	17.0	30.8	27.0	23.3	21.9	17.3	31.9	28.4	24.3	22.8	17.6	
	<b>KW</b>	1.68	1.68	1.68	1.68	1.68	1.76	1.76	1.76	1.76	1.76	1.83	1.83	1.83	1.83	1.83	
<b>65</b>	<b>T.C.</b>	28.3	31.2	30.9	34.0	36.4	29.8	31.9	31.7	34.3	36.7	31.2	32.6	32.6	34.6	36.9	
	<b>S.C.</b>	28.3	24.9	21.5	21.0	17.0	29.8	26.9	23.0	22.1	17.5	31.2	29.0	24.4	23.3	18.0	
	<b>KW</b>	1.86	1.86	1.86	1.86	1.88	1.93	1.93	1.93	1.94	1.96	2.01	2.01	2.01	2.03	2.03	
<b>75</b>	<b>T.C.</b>	26.9	29.5	29.1	33.1	36.2	28.7	30.4	30.3	33.7	36.6	30.5	31.4	31.5	34.2	37.1	
	<b>S.C.</b>	26.9	24.2	20.8	20.9	17.0	28.7	26.9	22.6	22.3	17.7	30.5	29.5	24.5	23.8	18.4	
	<b>KW</b>	2.03	2.03	2.03	2.03	2.08	2.11	2.11	2.11	2.13	2.16	2.18	2.18	2.18	2.23	2.23	
<b>85</b>	<b>T.C.</b>	25.6	27.6	27.4	31.0	34.5	27.2	28.4	28.2	31.5	35.1	28.9	29.3	29.0	32.0	35.7	
	<b>S.C.</b>	25.5	23.4	19.9	19.9	16.1	27.2	25.9	21.8	21.7	17.0	28.9	28.4	23.7	23.4	17.9	
	<b>KW</b>	2.18	2.20	2.20	2.23	2.25	2.27	2.28	2.28	2.32	2.34	2.35	2.35	2.35	2.40	2.43	
<b>95</b>	<b>T.C.</b>	24.3	25.7	25.6	28.9	32.9	25.8	26.4	26.0	29.4	33.6	27.3	27.2	26.5	29.9	34.2	
	<b>S.C.</b>	24.2	22.5	19.0	18.9	15.2	25.8	24.9	21.0	21.0	16.3	27.3	27.2	23.0	23.1	17.3	
	<b>KW</b>	2.33	2.38	2.38	2.43	2.43	2.43	2.45	2.45	2.50	2.53	2.53	2.53	2.53	2.58	2.63	
<b>105</b>	<b>T.C.</b>	22.2	23.2	23.0	26.4	30.1	23.6	24.1	23.5	26.9	30.7	25.1	24.9	24.0	27.4	31.3	
	<b>S.C.</b>	22.2	21.1	17.7	17.9	14.4	23.6	23.1	19.6	19.8	15.5	25.1	24.9	21.5	21.7	16.6	
	<b>KW</b>	2.50	2.53	2.53	2.60	2.63	2.60	2.62	2.61	2.68	2.72	2.71	2.71	2.70	2.76	2.81	
<b>115</b>	<b>T.C.</b>	20.2	20.8	20.5	23.9	27.4	21.5	21.7	21.0	24.4	27.9	22.9	22.7	21.5	24.9	28.4	
	<b>S.C.</b>	20.2	19.8	16.4	16.9	13.6	21.5	21.3	18.2	18.6	14.7	22.9	22.7	20.1	20.3	15.8	
	<b>KW</b>	2.66	2.68	2.68	2.76	2.83	2.78	2.78	2.77	2.85	2.91	2.89	2.89	2.86	2.94	2.99	
<b>125</b>	<b>T.C.</b>	18.2	18.3	17.9	21.4	24.7	19.5	19.4	18.5	22.0	25.1	20.7	20.5	19.1	22.5	25.5	
	<b>S.C.</b>	18.2	18.3	15.0	15.9	12.8	19.5	19.4	16.8	17.4	13.9	20.7	20.5	18.6	18.9	15.1	
	<b>KW</b>	2.82	2.82	2.82	2.92	3.02	2.95	2.95	2.92	3.02	3.10	3.07	3.07	3.02	3.12	3.17	
ALL CAPACITIES INCLUDE INDOOR FAN HEAT. KW VALUES ARE FOR THE SYSTEM (OUTDOOR + INDOOR).																	
Green shaded cells are ACCA (TVA) conditions.																	
Blue shaded cells are AHRI conditions.																	

**Multipliers for determining the performance with other indoor sections.**

**NOTE:** For dry bulb temperatures different than those listed (between 73-87 °F), sensible capacity increases by 1060 BTUH per 1000 CFM per degree above the listed temperature and decreases by 1060 BTUH per 1000 CFM per degree below the listed temperature.

**COIL MULTIPLIERS- 2.5 TON**

Air Handler	Coil	T.C.	S.C.	KW
–	CF/CM/CU30B	1.00	1.00	1.00
–	CF/CM/CU30C	1.01	1.01	1.01
–	CF/CM/CU30D	1.01	1.01	1.01
–	CF/CM36A	1.01	0.96	1.01
–	CF/CM/CU36B	1.02	1.00	1.02
–	CF/CM/CU36C	1.02	1.00	1.02
–	CF/CM/CU36D	1.02	1.00	1.02
–	CF42B	1.02	1.00	1.02
–	CF/CM/CU42C	1.02	1.00	1.02
–	CF/CM/CU42D	1.02	1.00	1.02
AE30BX21	–	1.02	1.02	0.96
AE36BX21	–	1.02	1.01	0.96
AE36CX21	–	1.02	1.02	0.94
AP30BX21	–	1.01	1.00	1.01
AP36BX21	–	1.02	1.01	1.02
AP36CX21	–	1.02	1.01	1.02
AP42CX21	–	1.02	1.04	1.02
AVC30BX21	–	1.02	1.01	0.98
AVC36BX21	–	1.02	1.02	0.94
AVC36CX21	–	1.02	1.02	0.92
ME08BN21	CF/CM30B	1.01	0.98	0.95
ME08BN21	CF/CM36B	1.01	0.96	0.93
ME08BN21	CF42B	1.01	0.96	0.93
ME12BN21	CF/CM30B	1.01	0.94	0.95
ME12BN21	CF/CM36B	1.01	1.01	0.93
ME12BN21	CF42B	1.01	1.00	0.95
ME14DN21	CF/CM30D	1.02	1.05	0.94
ME14DN21	CF/CM36D	1.02	1.02	0.94
ME14DN21	CF/CM42D	1.02	1.00	0.94
ME16CN21	CF/CM30C	1.02	1.04	0.96
ME16CN21	CF/CM36C	1.02	1.05	0.96
ME16CN21	CF/CM42C	1.02	1.01	0.98
MVC08BN21	CF42B	1.01	0.94	0.95
MVC12BN21	CF/CM30B	1.01	0.93	0.95
MVC12BN21	CF/CM36B	1.02	1.01	0.96
MVC12BN21	CF42B	1.02	1.01	0.96
MVC14DN21	CF/CM30D	1.02	1.00	0.94
MVC14DN21	CF/CM36D	1.02	1.00	0.94
MVC14DN21	CF/CM42D	1.02	1.00	0.90
MVC16CN21	CF/CM30C	1.02	0.99	0.94
MVC16CN21	CF/CM36C	1.02	1.02	0.94
MVC16CN21	CF/CM42C	1.02	0.98	0.94
MVC20DN21	CF/CM36D	1.02	1.06	0.94
MVC20DN21	CF/CM42D	1.02	1.05	0.94

**FURNACE MULTIPLIERS- 2.5 TON**

Furnaces	Coil	T.C.	S.C.	KW
TM8V060A12MP11	CF/CM/CU30A	1.02	1.00	1.02
TM8V060A12MP11	CF/CM36A	1.01	0.95	0.99
TM8V080B12MP11	CF/CM/CU36B	1.02	1.00	1.00
TM8V080B12MP11	CF42B	1.00	0.94	0.96
TM8V080C16MP11	CF/CM/CU30C	1.02	1.01	0.96
TM8V080C16MP11	CF/CM/CU36C	1.02	1.05	0.96
TM8V080C16MP11	CF/CM/CU42C	1.02	0.99	0.96
TM8V100C16MP11	CF/CM/CU30C	1.02	1.01	0.96

**FURNACE MULTIPLIERS- 2.5 TON (Continued)**

Furnaces	Coil	T.C.	S.C.	KW
TM8V100C16MP11	CF/CM/CU36C	1.02	1.05	0.96
TM8V100C16MP11	CF/CM/CU42C	1.02	0.99	0.96
TM8V100C20MP11	CF/CM/CU36C	1.02	1.05	0.96
TM8V100C20MP11	CF/CM/CU42C	1.02	1.04	0.96
TM8V120C20MP11	CF/CM/CU36C	1.02	1.05	0.96
TM8V120C20MP11	CF/CM/CU42C	1.02	1.04	0.96
TM8X060A12MP11	CF/CM/CU30A	1.02	1.03	1.00
TM8X060A12MP11	CF/CM36A	1.02	1.00	0.98
TM8X080B12MP11	CF/CM/CU30B	1.02	1.03	1.00
TM8X080B12MP11	CF/CM/CU36B	1.02	1.02	0.96
TM8X080B12MP11	CF42B	1.02	1.01	0.98
TM8X080C16MP11	CF/CM/CU30C	1.02	1.04	0.96
TM8X080C16MP11	CF/CM/CU30D	1.02	1.03	0.94
TM8X080C16MP11	CF/CM/CU36C	1.02	1.03	0.94
TM8X080C16MP11	CF/CM/CU36D	1.02	1.04	0.94
TM8X080C16MP11	CF/CM/CU42C	1.02	1.02	0.94
TM8X080C16MP11	CF/CM/CU42D	1.02	1.05	0.94
TM8X100C16MP11	CF/CM/CU30C	1.02	1.04	0.96
TM8X100C16MP11	CF/CM/CU30D	1.02	1.03	0.94
TM8X100C16MP11	CF/CM/CU36C	1.02	1.03	0.94
TM8X100C16MP11	CF/CM/CU36D	1.02	1.04	0.94
TM8X100C16MP11	CF/CM/CU42C	1.02	1.02	0.94
TM8X100C16MP11	CF/CM/CU42D	1.02	1.05	0.94
TM8X100C20MP11	CF/CM/CU30C	1.02	1.04	0.96
TM8X100C20MP11	CF/CM/CU30D	1.02	1.04	0.96
TM8X100C20MP11	CF/CM/CU36C	1.02	1.04	0.94
TM8X100C20MP11	CF/CM/CU36D	1.02	1.05	0.94
TM8X100C20MP11	CF/CM/CU42C	1.02	1.05	0.94
TM8X100C20MP11	CF/CM/CU42D	1.02	1.05	0.94
TM8X120C20MP11	CF/CM/CU30C	1.02	1.04	0.96
TM8X120C20MP11	CF/CM/CU30D	1.02	1.04	0.96
TM8X120C20MP11	CF/CM/CU36C	1.02	1.04	0.94
TM8X120C20MP11	CF/CM/CU36D	1.02	1.05	0.94
TM8X120C20MP11	CF/CM/CU42C	1.02	1.05	0.94
TM8X120C20MP11	CF/CM/CU42D	1.02	1.05	0.94
TM8Y060A12MP11	CF/CM/CU30A	1.02	1.03	1.00
TM8Y060A12MP11	CF/CM36A	1.02	1.00	0.98
TM8Y080B12MP11	CF/CM/CU30B	1.02	1.03	1.00
TM8Y080B12MP11	CF/CM/CU36B	1.02	1.02	0.96
TM8Y080B12MP11	CF42B	1.02	1.01	0.98
TM8Y080C16MP11	CF/CM/CU30C	1.02	1.04	0.96
TM8Y080C16MP11	CF/CM/CU30D	1.02	1.03	0.94
TM8Y080C16MP11	CF/CM/CU36C	1.02	1.03	0.94
TM8Y080C16MP11	CF/CM/CU36D	1.02	1.04	0.94
TM8Y080C16MP11	CF/CM/CU42C	1.02	1.02	0.94
TM8Y080C16MP11	CF/CM/CU42D	1.02	1.05	0.94
TM8Y100C16MP11	CF/CM/CU30C	1.02	1.04	0.96
TM8Y100C16MP11	CF/CM/CU30D	1.02	1.03	0.94
TM8Y100C16MP11	CF/CM/CU36C	1.02	1.03	0.94
TM8Y100C16MP11	CF/CM/CU36D	1.02	1.04	0.94
TM8Y100C16MP11	CF/CM/CU42C	1.02	1.02	0.94
TM8Y100C16MP11	CF/CM/CU42D	1.02	1.05	0.94
TM8Y100C20MP11	CF/CM/CU30C	1.02	1.04	0.96
TM8Y100C20MP11	CF/CM/CU30D	1.02	1.04	0.96
TM8Y100C20MP11	CF/CM/CU36C	1.02	1.04	0.94

**FURNACE MULTIPLIERS- 2.5 TON (Continued)**

Furnaces	Coil	T.C.	S.C.	KW
TM8Y100C20MP11	CF/CM/CU36D	1.02	1.05	0.94
TM8Y100C20MP11	CF/CM/CU42C	1.02	1.05	0.94
TM8Y100C20MP11	CF/CM/CU42D	1.02	1.05	0.94
TM8Y120C20MP11	CF/CM/CU30C	1.02	1.04	0.96
TM8Y120C20MP11	CF/CM/CU30D	1.02	1.04	0.96
TM8Y120C20MP11	CF/CM/CU36C	1.02	1.04	0.94
TM8Y120C20MP11	CF/CM/CU36D	1.02	1.05	0.94
TM8Y120C20MP11	CF/CM/CU42C	1.02	1.05	0.94
TM8Y120C20MP11	CF/CM/CU42D	1.02	1.05	0.94
TM9E040A10MP11	CF/CM/CU30A	0.99	0.94	1.02
TM9E040A10MP11	CF/CM36A	1.01	0.95	1.01
TM9E060B12MP11	CF/CM/CU30B	1.01	0.97	0.97
TM9E060B12MP11	CF/CM/CU36B	1.02	0.97	0.96
TM9E060B12MP11	CF42B	1.02	0.97	0.96
TM9E080B12MP11	CF/CM/CU30B	1.01	0.97	0.97
TM9E080B12MP11	CF/CM/CU36B	1.02	0.97	0.96
TM9E080B12MP11	CF42B	1.02	0.97	0.96
TM9E080C16MP11	CF/CM/CU30C	1.02	1.04	0.96
TM9E080C16MP11	CF/CM/CU30D	1.02	1.04	0.96
TM9E080C16MP11	CF/CM/CU36C	1.02	1.02	0.96
TM9E080C16MP11	CF/CM/CU42C	1.02	1.01	0.96
TM9E100C16MP11	CF/CM/CU30C	1.02	1.04	0.96
TM9E100C16MP11	CF/CM/CU30D	1.02	1.04	0.96
TM9E100C16MP11	CF/CM/CU36C	1.02	1.02	0.96
TM9E100C16MP11	CF/CM/CU42C	1.02	1.01	0.96
TM9E100C20MP11	CF/CM/CU30C	1.02	1.00	0.94
TM9E100C20MP11	CF/CM/CU36C	1.02	1.01	0.94
TM9E100C20MP11	CF/CM/CU42C	1.02	1.01	0.94
TM9E120D20MP11	CF/CM/CU30D	1.02	1.01	0.94
TM9E120D20MP11	CF/CM/CU36D	1.02	1.00	0.92
TM9E120D20MP11	CF/CM/CU42D	1.02	1.00	0.92
TM9V060B12MP11	CF/CM/CU30B	1.00	0.93	0.96
TM9V060B12MP11	CF/CM/CU36B	1.02	1.00	0.98
TM9V060B12MP11	CF42B	1.02	0.99	0.94
TM9V080B12MP11	CF/CM/CU30B	1.00	0.93	0.96
TM9V080B12MP11	CF/CM/CU36B	1.02	1.00	0.98
TM9V080B12MP11	CF42B	1.02	0.99	0.94
TM9V080C16MP11	CF/CM/CU30C	1.02	1.00	0.94
TM9V080C16MP11	CF/CM/CU36C	1.02	1.01	0.94
TM9V080C16MP11	CF/CM/CU42C	1.02	1.01	0.94
TM9V100C16MP11	CF/CM/CU30C	1.02	1.00	0.94
TM9V100C16MP11	CF/CM/CU36C	1.02	1.01	0.94
TM9V100C16MP11	CF/CM/CU42C	1.02	1.01	0.94
TM9V100C20MP11	CF/CM/CU30C	1.02	1.04	0.96
TM9V100C20MP11	CF/CM/CU36C	1.02	1.04	0.98
TM9V120D20MP11	CF/CM/CU36D	1.02	1.07	0.92
TM9V120D20MP11	CF/CM/CU42D	1.02	1.07	0.94
TM9Y040A10MP11	CF/CM/CU30A	0.99	0.94	1.02
TM9Y040A10MP11	CF/CM36A	1.01	0.95	1.01
TM9Y060B12MP11	CF/CM/CU30B	1.01	0.97	0.97
TM9Y060B12MP11	CF/CM/CU36B	1.02	0.97	0.96
TM9Y060B12MP11	CF42B	1.02	0.97	0.96
TM9Y080B12MP11	CF/CM/CU30B	1.01	0.97	0.97
TM9Y080B12MP11	CF/CM/CU36B	1.02	0.97	0.96
TM9Y080B12MP11	CF42B	1.02	0.97	0.96

**FURNACE MULTIPLIERS- 2.5 TON (Continued)**

Furnaces	Coil	T.C.	S.C.	KW
TM9Y080C16MP11	CF/CM/CU30C	1.02	1.04	0.96
TM9Y080C16MP11	CF/CM/CU30D	1.02	1.04	0.96
TM9Y080C16MP11	CF/CM/CU36C	1.02	1.02	0.96
TM9Y080C16MP11	CF/CM/CU42C	1.02	1.01	0.96
TM9Y100C16MP11	CF/CM/CU30C	1.02	1.04	0.96
TM9Y100C16MP11	CF/CM/CU30D	1.02	1.04	0.96
TM9Y100C16MP11	CF/CM/CU36C	1.02	1.02	0.96
TM9Y100C16MP11	CF/CM/CU42C	1.02	1.01	0.96
TM9Y100C20MP11	CF/CM/CU30C	1.02	1.00	0.94
TM9Y100C20MP11	CF/CM/CU36C	1.02	1.01	0.94
TM9Y100C20MP11	CF/CM/CU42C	1.02	1.01	0.94
TM9Y120D20MP11	CF/CM/CU30D	1.02	1.01	0.94
TM9Y120D20MP11	CF/CM/CU36D	1.02	1.00	0.92
TM9Y120D20MP11	CF/CM/CU42D	1.02	1.00	0.92
TMLV060A12MP11	CF/CM/CU30A	1.02	1.00	1.02
TMLV060A12MP11	CF/CM36A	1.01	0.95	0.99
TMLV080B12MP11	CF/CM/CU36B	1.02	1.00	1.00
TMLV080B12MP11	CF42B	1.00	0.94	0.96
TMLV080C16MP11	CF/CM/CU30C	1.02	1.01	0.96
TMLV080C16MP11	CF/CM/CU36C	1.02	1.05	0.96
TMLV080C16MP11	CF/CM/CU42C	1.02	0.99	0.96
TMLV100C16MP11	CF/CM/CU30C	1.02	1.01	0.96
TMLV100C16MP11	CF/CM/CU36C	1.02	1.05	0.96
TMLV100C16MP11	CF/CM/CU42C	1.02	0.99	0.96
TMLV100C20MP11	CF/CM/CU36C	1.02	1.05	0.96
TMLV100C20MP11	CF/CM/CU42C	1.02	1.04	0.96
TMLV120C20MP11	CF/CM/CU36C	1.02	1.05	0.96
TMLV120C20MP11	CF/CM/CU42C	1.02	1.04	0.96
TMLX060A12MP11	CF/CM/CU30A	1.02	1.03	1.00
TMLX060A12MP11	CF/CM36A	1.02	1.00	0.98
TMLX080B12MP11	CF/CM/CU30B	1.02	1.03	1.00
TMLX080B12MP11	CF/CM/CU36B	1.02	1.02	0.96
TMLX080B12MP11	CF42B	1.02	1.01	0.98
TMLX080C16MP11	CF/CM/CU30C	1.02	1.04	0.96
TMLX080C16MP11	CF/CM/CU30D	1.02	1.03	0.94
TMLX080C16MP11	CF/CM/CU36C	1.02	1.03	0.94
TMLX080C16MP11	CF/CM/CU36D	1.02	1.04	0.94
TMLX080C16MP11	CF/CM/CU42C	1.02	1.02	0.94
TMLX080C16MP11	CF/CM/CU42D	1.02	1.05	0.94
TMLX100C16MP11	CF/CM/CU30C	1.02	1.04	0.96
TMLX100C16MP11	CF/CM/CU30D	1.02	1.03	0.94
TMLX100C16MP11	CF/CM/CU36C	1.02	1.03	0.94
TMLX100C16MP11	CF/CM/CU36D	1.02	1.04	0.94
TMLX100C16MP11	CF/CM/CU42C	1.02	1.02	0.94
TMLX100C16MP11	CF/CM/CU42D	1.02	1.05	0.94
TMLX100C20MP11	CF/CM/CU30C	1.02	1.04	0.96
TMLX100C20MP11	CF/CM/CU30D	1.02	1.04	0.96
TMLX100C20MP11	CF/CM/CU36C	1.02	1.04	0.94
TMLX100C20MP11	CF/CM/CU36D	1.02	1.05	0.94
TMLX100C20MP11	CF/CM/CU42C	1.02	1.05	0.94
TMLX100C20MP11	CF/CM/CU42D	1.02	1.05	0.94
TMLX120C20MP11	CF/CM/CU30C	1.02	1.04	0.96
TMLX120C20MP11	CF/CM/CU30D	1.02	1.04	0.96
TMLX120C20MP11	CF/CM/CU36C	1.02	1.04	0.94
TMLX120C20MP11	CF/CM/CU36D	1.02	1.05	0.94

**FURNACE MULTIPLIERS- 2.5 TON (Continued)**

Furnaces	Coil	T.C.	S.C.	KW
TMLX120C20MP11	CF/CM/CU42C	1.02	1.05	0.94
TMLX120C20MP11	CF/CM/CU42D	1.02	1.05	0.94
TP9C060B12MP12	CF/CM/CU30B	1.00	0.93	0.96
TP9C060B12MP12	CF/CM/CU36B	1.02	1.00	0.98
TP9C060B12MP12	CF42B	1.02	0.99	0.94
TP9C080B12MP12	CF/CM/CU30B	1.00	0.93	0.96
TP9C080B12MP12	CF/CM/CU36B	1.02	1.00	0.98
TP9C080B12MP12	CF42B	1.02	0.99	0.94
TP9C080C16MP12	CF/CM/CU30C	1.02	1.00	0.94
TP9C080C16MP12	CF/CM/CU36C	1.02	1.01	0.94
TP9C080C16MP12	CF/CM/CU42C	1.02	1.01	0.94
TP9C100C16MP12	CF/CM/CU30C	1.02	1.00	0.94
TP9C100C16MP12	CF/CM/CU36C	1.02	1.01	0.94
TP9C100C16MP12	CF/CM/CU42C	1.02	1.01	0.94
TP9C100C20MP12	CF/CM/CU30C	1.02	1.04	0.96
TP9C100C20MP12	CF/CM/CU36C	1.02	1.04	0.98
TP9C120D20MP12	CF/CM/CU36D	1.02	1.07	0.92
TP9C120D20MP12	CF/CM/CU42D	1.02	1.07	0.94
TPLC060A12MP12	CF/CM/CU30A	1.02	1.00	1.02
TPLC060A12MP12	CF/CM36A	1.01	0.95	0.99
TPLC080B12MP12	CF/CM/CU36B	1.02	1.00	1.00
TPLC080B12MP12	CF42B	1.00	0.94	0.96
TPLC080C16MP12	CF/CM/CU30C	1.02	1.01	0.96
TPLC080C16MP12	CF/CM/CU36C	1.02	1.05	0.96
TPLC080C16MP12	CF/CM/CU42C	1.02	0.99	0.96
TPLC100C16MP12	CF/CM/CU30C	1.02	1.01	0.96
TPLC100C16MP12	CF/CM/CU36C	1.02	1.05	0.96
TPLC100C16MP12	CF/CM/CU42C	1.02	0.99	0.96
TPLC100C20MP12	CF/CM/CU36C	1.02	1.05	0.96
TPLC100C20MP12	CF/CM/CU42C	1.02	1.04	0.96
TPLC120C20MP12	CF/CM/CU36C	1.02	1.05	0.96
TPLC120C20MP12	CF/CM/CU42C	1.02	1.04	0.96

**FURNACE MULTIPLIERS- 2.5 TON (Continued)**

Furnaces	Coil	T.C.	S.C.	KW
CP9C060B12MP12	CF/CM/CU30B	1.00	0.93	0.96
CP9C060B12MP12	CF/CM/CU36B	1.02	1.00	0.98
CP9C060B12MP12	CF42B	1.02	0.99	0.94
CP9C080B12MP12	CF/CM/CU30B	1.00	0.93	0.96
CP9C080B12MP12	CF/CM/CU36B	1.02	1.00	0.98
CP9C080B12MP12	CF42B	1.02	0.99	0.94
CP9C080C16MP12	CF/CM/CU30C	1.02	1.00	0.94
CP9C080C16MP12	CF/CM/CU36C	1.02	1.01	0.94
CP9C080C16MP12	CF/CM/CU42C	1.02	1.01	0.94
CP9C100C16MP12	CF/CM/CU30C	1.02	1.00	0.94
CP9C100C16MP12	CF/CM/CU36C	1.02	1.01	0.94
CP9C100C16MP12	CF/CM/CU42C	1.02	1.01	0.94
CP9C100C20MP12	CF/CM/CU30C	1.02	1.04	0.96
CP9C100C20MP12	CF/CM/CU36C	1.02	1.04	0.98
CP9C120D20MP12	CF/CM/CU36D	1.02	1.07	0.92
CP9C120D20MP12	CF/CM/CU42D	1.02	1.07	0.94
CPLC060A12MP12	CF/CM/CU30A	1.02	1.00	1.02
CPLC060A12MP12	CF/CM36A	1.01	0.95	0.99
CPLC080B12MP12	CF/CM/CU36B	1.02	1.00	1.00
CPLC080B12MP12	CF42B	1.00	0.94	0.96
CPLC080C16MP12	CF/CM/CU30C	1.02	1.01	0.96
CPLC080C16MP12	CF/CM/CU36C	1.02	1.05	0.96
CPLC080C16MP12	CF/CM/CU42C	1.02	0.99	0.96
CPLC100C16MP12	CF/CM/CU30C	1.02	1.01	0.96
CPLC100C16MP12	CF/CM/CU36C	1.02	1.05	0.96
CPLC100C16MP12	CF/CM/CU42C	1.02	0.99	0.96
CPLC100C20MP12	CF/CM/CU36C	1.02	1.05	0.96
CPLC100C20MP12	CF/CM/CU42C	1.02	1.04	0.96
CPLC120C20MP12	CF/CM/CU36C	1.02	1.05	0.96
CPLC120C20MP12	CF/CM/CU42C	1.02	1.04	0.96

**PERFORMANCE DATA - 2.5 TON 460 Volt**

CONDENSER-ONLY DATA (OUTDOOR UNIT)																		
MODEL	SATURATED SUCTION @ COMPRESSOR		Outdoor Ambient Temperature															
			55 °F		65 °F		75 °F		85 °F		95 °F		105 °F		115 °F		125 °F	
	T (°F)	P (PSIG)	MBH	KW	MBH	KW	MBH	KW	MBH	KW	MBH	KW	MBH	KW	MBH	KW	MBH	KW
TCD30B41S	35	107	29.6	1.69	26.7	1.85	24.1	2.00	21.6	2.15	19.2	2.27	16.9	2.38	14.4	2.44	11.9	2.47
	40	118	33.4	1.66	30.2	1.84	27.3	2.01	24.6	2.18	22.0	2.33	19.4	2.46	16.8	2.56	14.0	2.61
	45	130	37.6	1.61	34.1	1.81	30.9	2.01	27.9	2.20	25.0	2.37	22.2	2.53	19.3	2.66	16.4	2.74
	50	142	42.0	1.56	38.3	1.77	34.8	1.99	31.5	2.20	28.3	2.40	25.2	2.59	22.1	2.75	18.9	2.86
	55	156	46.7	1.49	42.8	1.72	39.0	1.96	35.4	2.19	32.0	2.41	28.5	2.63	25.1	2.82	21.6	2.96

**Notes:**

1. For Outdoor Unit (Condenser) performance only. Data does not include the effects of air handler power or heat.
2. Performance based on 15°F subcooling and 15°F superheat at the Outdoor Unit base valves.
  - a. Increase capacity by 1% for each 2°F increase in subcooling.
  - b. Decrease capacity by 1% for each 2°F decrease in subcooling.
3. Maximum recommended condensing temperature is 140°F.

COOLING PERFORMANCE DATA																	
OUTDOOR UNIT MODEL NO.			TCD30B41S														
INDOOR COIL MODEL NO.			CF30BXA1														
AIR TEMP. ENTERING OUTDOOR UNIT (°F)	ID CFM	800					1000					1200					
	ID DB (°F)	80	80	75	80	80	80	80	75	80	80	80	80	75	80	80	
	ID WB (°F)	57	62	62	67	72	57	62	62	67	72	57	62	62	67	72	
55	T.C.	29.8	32.9	32.6	34.9	36.7	30.8	33.3	33.1	35.0	36.7	31.9	33.7	33.6	35.1	36.8	
	S.C.	29.8	25.6	22.2	21.1	17.0	30.8	27.0	23.3	21.9	17.3	31.9	28.4	24.3	22.8	17.6	
	KW	1.68	1.68	1.68	1.68	1.68	1.76	1.76	1.76	1.76	1.76	1.83	1.83	1.83	1.83	1.83	
65	T.C.	28.3	31.2	30.9	34.0	36.4	29.8	31.9	31.7	34.3	36.7	31.2	32.6	32.6	34.6	36.9	
	S.C.	28.3	24.9	21.5	21.0	17.0	29.8	26.9	23.0	22.1	17.5	31.2	29.0	24.4	23.3	18.0	
	KW	1.86	1.86	1.86	1.86	1.88	1.93	1.93	1.93	1.94	1.96	2.01	2.01	2.01	2.03	2.03	
75	T.C.	26.9	29.5	29.1	33.1	36.2	28.7	30.4	30.3	33.7	36.6	30.5	31.4	31.5	34.2	37.1	
	S.C.	26.9	24.2	20.8	20.9	17.0	28.7	26.9	22.6	22.3	17.7	30.5	29.5	24.5	23.8	18.4	
	KW	2.03	2.03	2.03	2.03	2.08	2.11	2.11	2.11	2.13	2.16	2.18	2.18	2.18	2.23	2.23	
85	T.C.	25.6	27.6	27.4	31.0	34.5	27.2	28.4	28.2	31.5	35.1	28.9	29.3	29.0	32.0	35.7	
	S.C.	25.5	23.4	19.9	19.9	16.1	27.2	25.9	21.8	21.7	17.0	28.9	28.4	23.7	23.4	17.9	
	KW	2.18	2.20	2.20	2.23	2.25	2.27	2.28	2.28	2.32	2.34	2.35	2.35	2.35	2.40	2.43	
95	T.C.	24.3	25.7	25.6	28.9	32.9	25.8	26.4	26.0	29.4	33.6	27.3	27.2	26.5	29.9	34.2	
	S.C.	24.2	22.5	19.0	18.9	15.2	25.8	24.9	21.0	21.0	16.3	27.3	27.2	23.0	23.1	17.3	
	KW	2.33	2.38	2.38	2.43	2.43	2.43	2.45	2.45	2.50	2.53	2.53	2.53	2.53	2.58	2.63	
105	T.C.	22.2	23.2	23.0	26.4	30.1	23.6	24.1	23.5	26.9	30.7	25.1	24.9	24.0	27.4	31.3	
	S.C.	22.2	21.1	17.7	17.9	14.4	23.6	23.1	19.6	19.8	15.5	25.1	24.9	21.5	21.7	16.6	
	KW	2.50	2.53	2.53	2.60	2.63	2.60	2.62	2.61	2.68	2.72	2.71	2.71	2.70	2.76	2.81	
115	T.C.	20.2	20.8	20.5	23.9	27.4	21.5	21.7	21.0	24.4	27.9	22.9	22.7	21.5	24.9	28.4	
	S.C.	20.2	19.8	16.4	16.9	13.6	21.5	21.3	18.2	18.6	14.7	22.9	22.7	20.1	20.3	15.8	
	KW	2.66	2.68	2.68	2.76	2.83	2.78	2.78	2.77	2.85	2.91	2.89	2.89	2.86	2.94	2.99	
125	T.C.	18.2	18.3	17.9	21.4	24.7	19.5	19.4	18.5	22.0	25.1	20.7	20.5	19.1	22.5	25.5	
	S.C.	18.2	18.3	15.0	15.9	12.8	19.5	19.4	16.8	17.4	13.9	20.7	20.5	18.6	18.9	15.1	
	KW	2.82	2.82	2.82	2.92	3.02	2.95	2.95	2.92	3.02	3.10	3.07	3.07	3.02	3.12	3.17	
ALL CAPACITIES INCLUDE INDOOR FAN HEAT. KW VALUES ARE FOR THE SYSTEM (OUTDOOR + INDOOR).																	
Green shaded cells are ACCA (TVA) conditions.																	
Blue shaded cells are AHRI conditions.																	

**Multipliers for determining the performance with other indoor sections.**

**NOTE:** For dry bulb temperatures different than those listed (between 73-87 °F), sensible capacity increases by 1060 BTUH per 1000 CFM per degree above the listed temperature and decreases by 1060 BTUH per 1000 CFM per degree below the listed temperature.



**COIL MULTIPLIERS- 2.5 TON**

Air Handler	Coil	T.C.	S.C.	KW
–	CF/CM/CU30B	1.00	1.00	1.00
–	CF/CM/CU30C	1.01	1.01	1.01
–	CF/CM/CU30D	1.01	1.01	1.01
–	CF/CM36A	1.01	0.95	1.01
–	CF/CM/CU36B	1.02	1.01	1.02
–	CF/CM/CU36C	1.02	1.01	1.02
–	CF/CM/CU36D	1.02	1.01	1.02
–	CF42B	1.02	1.01	1.02
–	CF/CM/CU42C	1.02	1.01	1.02
–	CF/CM/CU42D	1.02	1.01	1.02
AE30BX21	–	1.02	1.02	0.96
AE36BX21	–	1.02	1.02	0.96
AE36CX21	–	1.02	1.01	0.94
AP30BX21	–	1.01	1.00	1.01
AP36BX21	–	1.02	1.01	1.02
AP36CX21	–	1.02	1.01	1.02
AP42CX21	–	1.02	1.04	1.02
AVC30BX21	–	1.02	1.01	0.98
AVC36BX21	–	1.02	1.02	0.94
AVC36CX21	–	1.02	1.02	0.92
ME08BN21	CF/CM30B	1.01	0.98	0.95
ME08BN21	CF/CM36B	1.01	0.97	0.93
ME08BN21	CF42B	1.01	0.95	0.93
ME12BN21	CF/CM30B	1.01	0.94	0.95
ME12BN21	CF/CM36B	1.01	1.01	0.93
ME12BN21	CF42B	1.01	1.00	0.95
ME14DN21	CF/CM30D	1.02	1.04	0.94
ME14DN21	CF/CM36D	1.02	1.03	0.94
ME14DN21	CF/CM42D	1.02	1.01	0.94
ME16CN21	CF/CM30C	1.02	1.04	0.96
ME16CN21	CF/CM36C	1.02	1.06	0.96
ME16CN21	CF/CM42C	1.02	1.01	0.98
MVC08BN21	CF42B	1.01	0.95	0.95
MVC12BN21	CF/CM30B	1.00	0.93	0.94
MVC12BN21	CF/CM36B	1.02	1.01	0.96
MVC12BN21	CF42B	1.02	1.02	0.96
MVC14DN21	CF/CM30D	1.02	0.99	0.94
MVC14DN21	CF/CM36D	1.02	1.00	0.94
MVC14DN21	CF/CM42D	1.02	1.01	0.90
MVC16CN21	CF/CM30C	1.02	0.99	0.94
MVC16CN21	CF/CM36C	1.02	1.02	0.94
MVC16CN21	CF/CM42C	1.02	0.99	0.94
MVC20DN21	CF/CM36D	1.02	1.06	0.94
MVC20DN21	CF/CM42D	1.02	1.05	0.94

**FURNACE MULTIPLIERS- 2.5 TON**

Furnaces	Coil	T.C.	S.C.	KW
TM8V060A12MP11	CF/CM/CU30A	1.01	1.00	1.01
TM8V060A12MP11	CF/CM36A	1.01	0.95	0.99
TM8V080B12MP11	CF/CM/CU36B	1.02	1.00	1.00
TM8V080B12MP11	CF42B	1.00	0.93	0.96
TM8V080C16MP11	CF/CM/CU30C	1.02	1.01	0.96
TM8V080C16MP11	CF/CM/CU36C	1.02	1.06	0.96
TM8V080C16MP11	CF/CM/CU42C	1.02	0.99	0.96
TM8V100C16MP11	CF/CM/CU30C	1.02	1.01	0.96

**FURNACE MULTIPLIERS- 2.5 TON (Continued)**

Furnaces	Coil	T.C.	S.C.	KW
TM8V100C16MP11	CF/CM/CU36C	1.02	1.06	0.96
TM8V100C16MP11	CF/CM/CU42C	1.02	0.99	0.96
TM8V100C20MP11	CF/CM/CU36C	1.02	1.05	0.96
TM8V100C20MP11	CF/CM/CU42C	1.02	1.05	0.96
TM8V120C20MP11	CF/CM/CU36C	1.02	1.05	0.96
TM8V120C20MP11	CF/CM/CU42C	1.02	1.05	0.96
TM8X060A12MP11	CF/CM/CU30A	1.02	1.02	1.00
TM8X060A12MP11	CF/CM36A	1.02	1.00	0.98
TM8X080B12MP11	CF/CM/CU30B	1.02	1.03	1.00
TM8X080B12MP11	CF/CM/CU36B	1.02	1.02	0.96
TM8X080B12MP11	CF42B	1.02	1.02	0.98
TM8X080C16MP11	CF/CM/CU30C	1.02	1.04	0.96
TM8X080C16MP11	CF/CM/CU30D	1.02	1.04	0.94
TM8X080C16MP11	CF/CM/CU36C	1.02	1.03	0.94
TM8X080C16MP11	CF/CM/CU36D	1.02	1.04	0.94
TM8X080C16MP11	CF/CM/CU42C	1.02	1.03	0.94
TM8X080C16MP11	CF/CM/CU42D	1.02	1.04	0.94
TM8X100C16MP11	CF/CM/CU30C	1.02	1.04	0.96
TM8X100C16MP11	CF/CM/CU30D	1.02	1.04	0.94
TM8X100C16MP11	CF/CM/CU36C	1.02	1.03	0.94
TM8X100C16MP11	CF/CM/CU36D	1.02	1.04	0.94
TM8X100C16MP11	CF/CM/CU42C	1.02	1.03	0.94
TM8X100C16MP11	CF/CM/CU42D	1.02	1.04	0.94
TM8X100C20MP11	CF/CM/CU30C	1.02	1.04	0.96
TM8X100C20MP11	CF/CM/CU30D	1.02	1.04	0.96
TM8X100C20MP11	CF/CM/CU36C	1.02	1.04	0.94
TM8X100C20MP11	CF/CM/CU36D	1.02	1.06	0.94
TM8X100C20MP11	CF/CM/CU42C	1.02	1.04	0.94
TM8X100C20MP11	CF/CM/CU42D	1.02	1.05	0.94
TM8X120C20MP11	CF/CM/CU30C	1.02	1.04	0.96
TM8X120C20MP11	CF/CM/CU30D	1.02	1.04	0.96
TM8X120C20MP11	CF/CM/CU36C	1.02	1.04	0.94
TM8X120C20MP11	CF/CM/CU36D	1.02	1.06	0.94
TM8X120C20MP11	CF/CM/CU42C	1.02	1.04	0.94
TM8X120C20MP11	CF/CM/CU42D	1.02	1.05	0.94
TM8Y060A12MP11	CF/CM/CU30A	1.02	1.02	1.00
TM8Y060A12MP11	CF/CM36A	1.02	1.00	0.98
TM8Y080B12MP11	CF/CM/CU30B	1.02	1.03	1.00
TM8Y080B12MP11	CF/CM/CU36B	1.02	1.02	0.96
TM8Y080B12MP11	CF42B	1.02	1.02	0.98
TM8Y080C16MP11	CF/CM/CU30C	1.02	1.04	0.96
TM8Y080C16MP11	CF/CM/CU30D	1.02	1.04	0.94
TM8Y080C16MP11	CF/CM/CU36C	1.02	1.03	0.94
TM8Y080C16MP11	CF/CM/CU36D	1.02	1.04	0.94
TM8Y080C16MP11	CF/CM/CU42C	1.02	1.03	0.94
TM8Y080C16MP11	CF/CM/CU42D	1.02	1.04	0.94
TM8Y100C16MP11	CF/CM/CU30C	1.02	1.04	0.96
TM8Y100C16MP11	CF/CM/CU30D	1.02	1.04	0.94
TM8Y100C16MP11	CF/CM/CU36C	1.02	1.03	0.94
TM8Y100C16MP11	CF/CM/CU36D	1.02	1.04	0.94
TM8Y100C16MP11	CF/CM/CU42C	1.02	1.03	0.94
TM8Y100C16MP11	CF/CM/CU42D	1.02	1.04	0.94
TM8Y100C20MP11	CF/CM/CU30C	1.02	1.04	0.96
TM8Y100C20MP11	CF/CM/CU30D	1.02	1.04	0.96
TM8Y100C20MP11	CF/CM/CU36C	1.02	1.04	0.94

**FURNACE MULTIPLIERS- 2.5 TON (Continued)**

<b>Furnaces</b>	<b>Coil</b>	<b>T.C.</b>	<b>S.C.</b>	<b>KW</b>
TM8Y100C20MP11	CF/CM/CU36D	1.02	1.06	0.94
TM8Y100C20MP11	CF/CM/CU42C	1.02	1.04	0.94
TM8Y100C20MP11	CF/CM/CU42D	1.02	1.05	0.94
TM8Y120C20MP11	CF/CM/CU30C	1.02	1.04	0.96
TM8Y120C20MP11	CF/CM/CU30D	1.02	1.04	0.96
TM8Y120C20MP11	CF/CM/CU36C	1.02	1.04	0.94
TM8Y120C20MP11	CF/CM/CU36D	1.02	1.06	0.94
TM8Y120C20MP11	CF/CM/CU42C	1.02	1.04	0.94
TM8Y120C20MP11	CF/CM/CU42D	1.02	1.05	0.94
TM9E040A10MP11	CF/CM/CU30A	0.99	0.94	1.02
TM9E040A10MP11	CF/CM36A	1.01	0.95	1.01
TM9E060B12MP11	CF/CM/CU30B	1.01	0.97	0.96
TM9E060B12MP11	CF/CM/CU36B	1.02	0.98	0.96
TM9E060B12MP11	CF42B	1.02	0.97	0.96
TM9E080B12MP11	CF/CM/CU30B	1.01	0.97	0.96
TM9E080B12MP11	CF/CM/CU36B	1.02	0.98	0.96
TM9E080B12MP11	CF42B	1.02	0.97	0.96
TM9E080C16MP11	CF/CM/CU30C	1.02	1.05	0.96
TM9E080C16MP11	CF/CM/CU30D	1.02	1.04	0.96
TM9E080C16MP11	CF/CM/CU36C	1.02	1.02	0.96
TM9E080C16MP11	CF/CM/CU42C	1.02	1.01	0.96
TM9E100C16MP11	CF/CM/CU30C	1.02	1.05	0.96
TM9E100C16MP11	CF/CM/CU30D	1.02	1.04	0.96
TM9E100C16MP11	CF/CM/CU36C	1.02	1.02	0.96
TM9E100C16MP11	CF/CM/CU42C	1.02	1.01	0.96
TM9E100C20MP11	CF/CM/CU30C	1.02	1.00	0.94
TM9E100C20MP11	CF/CM/CU36C	1.02	1.01	0.94
TM9E100C20MP11	CF/CM/CU42C	1.02	1.01	0.94
TM9E120D20MP11	CF/CM/CU30D	1.02	1.01	0.94
TM9E120D20MP11	CF/CM/CU36D	1.02	1.00	0.92
TM9E120D20MP11	CF/CM/CU42D	1.02	1.01	0.92
TM9V060B12MP11	CF/CM/CU30B	1.00	0.93	0.96
TM9V060B12MP11	CF/CM/CU36B	1.02	1.00	0.98
TM9V060B12MP11	CF42B	1.02	0.99	0.94
TM9V080B12MP11	CF/CM/CU30B	1.00	0.93	0.96
TM9V080B12MP11	CF/CM/CU36B	1.02	1.00	0.98
TM9V080B12MP11	CF42B	1.02	0.99	0.94
TM9V080C16MP11	CF/CM/CU30C	1.02	1.00	0.94
TM9V080C16MP11	CF/CM/CU36C	1.02	1.00	0.94
TM9V080C16MP11	CF/CM/CU42C	1.02	1.01	0.94
TM9V100C16MP11	CF/CM/CU30C	1.02	1.00	0.94
TM9V100C16MP11	CF/CM/CU36C	1.02	1.00	0.94
TM9V100C16MP11	CF/CM/CU42C	1.02	1.01	0.94
TM9V100C20MP11	CF/CM/CU30C	1.02	1.04	0.96
TM9V100C20MP11	CF/CM/CU36C	1.02	1.04	0.98
TM9V120D20MP11	CF/CM/CU36D	1.02	1.06	0.92
TM9V120D20MP11	CF/CM/CU42D	1.02	1.06	0.94
TM9Y040A10MP11	CF/CM/CU30A	0.99	0.94	1.02
TM9Y040A10MP11	CF/CM36A	1.01	0.95	1.01
TM9Y060B12MP11	CF/CM/CU30B	1.01	0.97	0.96
TM9Y060B12MP11	CF/CM/CU36B	1.02	0.98	0.96
TM9Y060B12MP11	CF42B	1.02	0.97	0.96
TM9Y080B12MP11	CF/CM/CU30B	1.01	0.97	0.96
TM9Y080B12MP11	CF/CM/CU36B	1.02	0.98	0.96
TM9Y080B12MP11	CF42B	1.02	0.97	0.96

**FURNACE MULTIPLIERS- 2.5 TON (Continued)**

<b>Furnaces</b>	<b>Coil</b>	<b>T.C.</b>	<b>S.C.</b>	<b>KW</b>
TM9Y080C16MP11	CF/CM/CU30C	1.02	1.05	0.96
TM9Y080C16MP11	CF/CM/CU30D	1.02	1.04	0.96
TM9Y080C16MP11	CF/CM/CU36C	1.02	1.02	0.96
TM9Y080C16MP11	CF/CM/CU42C	1.02	1.01	0.96
TM9Y100C16MP11	CF/CM/CU30C	1.02	1.05	0.96
TM9Y100C16MP11	CF/CM/CU30D	1.02	1.04	0.96
TM9Y100C16MP11	CF/CM/CU36C	1.02	1.02	0.96
TM9Y100C16MP11	CF/CM/CU42C	1.02	1.01	0.96
TM9Y100C20MP11	CF/CM/CU30C	1.02	1.00	0.94
TM9Y100C20MP11	CF/CM/CU36C	1.02	1.01	0.94
TM9Y100C20MP11	CF/CM/CU42C	1.02	1.01	0.94
TM9Y120D20MP11	CF/CM/CU30D	1.02	1.01	0.94
TM9Y120D20MP11	CF/CM/CU36D	1.02	1.00	0.92
TM9Y120D20MP11	CF/CM/CU42D	1.02	1.01	0.92
TMLV060A12MP11	CF/CM/CU30A	1.01	1.00	1.01
TMLV060A12MP11	CF/CM36A	1.01	0.95	0.99
TMLV080B12MP11	CF/CM/CU36B	1.02	1.00	1.00
TMLV080B12MP11	CF42B	1.00	0.93	0.96
TMLV080C16MP11	CF/CM/CU30C	1.02	1.01	0.96
TMLV080C16MP11	CF/CM/CU36C	1.02	1.06	0.96
TMLV080C16MP11	CF/CM/CU42C	1.02	0.99	0.96
TMLV100C16MP11	CF/CM/CU30C	1.02	1.01	0.96
TMLV100C16MP11	CF/CM/CU36C	1.02	1.06	0.96
TMLV100C16MP11	CF/CM/CU42C	1.02	0.99	0.96
TMLV100C20MP11	CF/CM/CU36C	1.02	1.05	0.96
TMLV100C20MP11	CF/CM/CU42C	1.02	1.05	0.96
TMLV120C20MP11	CF/CM/CU36C	1.02	1.05	0.96
TMLV120C20MP11	CF/CM/CU42C	1.02	1.05	0.96
TMLX060A12MP11	CF/CM/CU30A	1.02	1.02	1.00
TMLX060A12MP11	CF/CM36A	1.02	1.00	0.98
TMLX080B12MP11	CF/CM/CU30B	1.02	1.03	1.00
TMLX080B12MP11	CF/CM/CU36B	1.02	1.02	0.96
TMLX080B12MP11	CF42B	1.02	1.02	0.98
TMLX080C16MP11	CF/CM/CU30C	1.02	1.04	0.96
TMLX080C16MP11	CF/CM/CU30D	1.02	1.04	0.94
TMLX080C16MP11	CF/CM/CU36C	1.02	1.03	0.94
TMLX080C16MP11	CF/CM/CU36D	1.02	1.04	0.94
TMLX080C16MP11	CF/CM/CU42C	1.02	1.03	0.94
TMLX080C16MP11	CF/CM/CU42D	1.02	1.04	0.94
TMLX100C16MP11	CF/CM/CU30C	1.02	1.04	0.96
TMLX100C16MP11	CF/CM/CU30D	1.02	1.04	0.94
TMLX100C16MP11	CF/CM/CU36C	1.02	1.03	0.94
TMLX100C16MP11	CF/CM/CU36D	1.02	1.04	0.94
TMLX100C16MP11	CF/CM/CU42C	1.02	1.03	0.94
TMLX100C16MP11	CF/CM/CU42D	1.02	1.04	0.94
TMLX100C20MP11	CF/CM/CU30C	1.02	1.04	0.96
TMLX100C20MP11	CF/CM/CU30D	1.02	1.04	0.96
TMLX100C20MP11	CF/CM/CU36C	1.02	1.04	0.94
TMLX100C20MP11	CF/CM/CU36D	1.02	1.06	0.94
TMLX100C20MP11	CF/CM/CU42C	1.02	1.04	0.94
TMLX100C20MP11	CF/CM/CU42D	1.02	1.05	0.94
TMLX120C20MP11	CF/CM/CU30C	1.02	1.04	0.96
TMLX120C20MP11	CF/CM/CU30D	1.02	1.04	0.96
TMLX120C20MP11	CF/CM/CU36C	1.02	1.04	0.94
TMLX120C20MP11	CF/CM/CU36D	1.02	1.06	0.94

**FURNACE MULTIPLIERS- 2.5 TON (Continued)**

Furnaces	Coil	T.C.	S.C.	KW
TMLX120C20MP11	CF/CM/CU42C	1.02	1.04	0.94
TMLX120C20MP11	CF/CM/CU42D	1.02	1.05	0.94
TP9C060B12MP12	CF/CM/CU30B	1.00	0.93	0.96
TP9C060B12MP12	CF/CM/CU36B	1.02	1.00	0.98
TP9C060B12MP12	CF42B	1.02	0.99	0.94
TP9C080B12MP12	CF/CM/CU30B	1.00	0.93	0.96
TP9C080B12MP12	CF/CM/CU36B	1.02	1.00	0.98
TP9C080B12MP12	CF42B	1.02	0.99	0.94
TP9C080C16MP12	CF/CM/CU30C	1.02	1.00	0.94
TP9C080C16MP12	CF/CM/CU36C	1.02	1.00	0.94
TP9C080C16MP12	CF/CM/CU42C	1.02	1.01	0.94
TP9C100C16MP12	CF/CM/CU30C	1.02	1.00	0.94
TP9C100C16MP12	CF/CM/CU36C	1.02	1.00	0.94
TP9C100C16MP12	CF/CM/CU42C	1.02	1.01	0.94
TP9C100C20MP12	CF/CM/CU30C	1.02	1.04	0.96
TP9C100C20MP12	CF/CM/CU36C	1.02	1.04	0.98
TP9C120D20MP12	CF/CM/CU36D	1.02	1.06	0.92
TP9C120D20MP12	CF/CM/CU42D	1.02	1.06	0.94
TPLC060A12MP12	CF/CM/CU30A	1.01	1.00	1.01
TPLC060A12MP12	CF/CM36A	1.01	0.95	0.99
TPLC080B12MP12	CF/CM/CU36B	1.02	1.00	1.00
TPLC080B12MP12	CF42B	1.00	0.93	0.96
TPLC080C16MP12	CF/CM/CU30C	1.02	1.01	0.96
TPLC080C16MP12	CF/CM/CU36C	1.02	1.06	0.96
TPLC080C16MP12	CF/CM/CU42C	1.02	0.99	0.96
TPLC100C16MP12	CF/CM/CU30C	1.02	1.01	0.96
TPLC100C16MP12	CF/CM/CU36C	1.02	1.06	0.96
TPLC100C16MP12	CF/CM/CU42C	1.02	0.99	0.96
TPLC100C20MP12	CF/CM/CU36C	1.02	1.05	0.96
TPLC100C20MP12	CF/CM/CU42C	1.02	1.05	0.96
TPLC120C20MP12	CF/CM/CU36C	1.02	1.05	0.96
TPLC120C20MP12	CF/CM/CU42C	1.02	1.05	0.96

**FURNACE MULTIPLIERS- 2.5 TON (Continued)**

Furnaces	Coil	T.C.	S.C.	KW
CP9C060B12MP12	CF/CM/CU30B	1.00	0.93	0.96
CP9C060B12MP12	CF/CM/CU36B	1.02	1.00	0.98
CP9C060B12MP12	CF42B	1.02	0.99	0.94
CP9C080B12MP12	CF/CM/CU30B	1.00	0.93	0.96
CP9C080B12MP12	CF/CM/CU36B	1.02	1.00	0.98
CP9C080B12MP12	CF42B	1.02	0.99	0.94
CP9C080C16MP12	CF/CM/CU30C	1.02	1.00	0.94
CP9C080C16MP12	CF/CM/CU36C	1.02	1.00	0.94
CP9C080C16MP12	CF/CM/CU42C	1.02	1.01	0.94
CP9C100C16MP12	CF/CM/CU30C	1.02	1.00	0.94
CP9C100C16MP12	CF/CM/CU36C	1.02	1.00	0.94
CP9C100C16MP12	CF/CM/CU42C	1.02	1.01	0.94
CP9C100C20MP12	CF/CM/CU30C	1.02	1.04	0.96
CP9C100C20MP12	CF/CM/CU36C	1.02	1.04	0.98
CP9C120D20MP12	CF/CM/CU36D	1.02	1.06	0.92
CP9C120D20MP12	CF/CM/CU42D	1.02	1.06	0.94
CPLC060A12MP12	CF/CM/CU30A	1.01	1.00	1.01
CPLC060A12MP12	CF/CM36A	1.01	0.95	0.99
CPLC080B12MP12	CF/CM/CU36B	1.02	1.00	1.00
CPLC080B12MP12	CF42B	1.00	0.93	0.96
CPLC080C16MP12	CF/CM/CU30C	1.02	1.01	0.96
CPLC080C16MP12	CF/CM/CU36C	1.02	1.06	0.96
CPLC080C16MP12	CF/CM/CU42C	1.02	0.99	0.96
CPLC100C16MP12	CF/CM/CU30C	1.02	1.01	0.96
CPLC100C16MP12	CF/CM/CU36C	1.02	1.06	0.96
CPLC100C16MP12	CF/CM/CU42C	1.02	0.99	0.96
CPLC100C20MP12	CF/CM/CU36C	1.02	1.05	0.96
CPLC100C20MP12	CF/CM/CU42C	1.02	1.05	0.96
CPLC120C20MP12	CF/CM/CU36C	1.02	1.05	0.96
CPLC120C20MP12	CF/CM/CU42C	1.02	1.05	0.96

**PERFORMANCE DATA - 3 TON 230 Volt**

CONDENSER-ONLY DATA (OUTDOOR UNIT)																		
MODEL	SATURATED SUCTION @ COMPRESSOR		Outdoor Ambient Temperature															
			55 °F		65 °F		75 °F		85 °F		95 °F		105 °F		115 °F		125 °F	
	T (°F)	P (PSIG)	MBH	KW	MBH	KW	MBH	KW	MBH	KW	MBH	KW	MBH	KW	MBH	KW	MBH	KW
TCD36B31S	35	107	35.1	1.91	31.9	2.10	29.0	2.28	26.1	2.44	23.4	2.59	20.7	2.72	18.0	2.83	15.3	2.89
	40	118	39.3	1.88	36.0	2.09	32.8	2.29	29.7	2.49	26.7	2.66	23.8	2.82	20.8	2.95	17.8	3.04
	45	130	43.8	1.82	40.3	2.06	36.9	2.29	33.6	2.51	30.3	2.71	27.1	2.90	23.8	3.06	20.5	3.16
	50	142	48.6	1.77	44.9	2.03	41.4	2.28	37.8	2.52	34.2	2.75	30.6	2.96	27.0	3.14	23.4	3.28
	55	156	53.7	1.71	49.9	1.98	46.0	2.26	42.2	2.52	38.4	2.76	34.5	3.00	30.5	3.21	26.5	3.37

**Notes:**

- For Outdoor Unit (Condenser) performance only. Data does not include the effects of air handler power or heat.
- Performance based on 15°F subcooling and 15°F superheat at the Outdoor Unit base valves.
  - Increase capacity by 1% for each 2°F increase in subcooling.
  - Decrease capacity by 1% for each 2°F decrease in subcooling.
- Maximum recommended condensing temperature is 140°F.

COOLING PERFORMANCE DATA																
OUTDOOR UNIT MODEL NO.		TCD36B31S														
INDOOR COIL MODEL NO.		CF36BXA1														
AIR TEMP. ENTERING OUTDOOR UNIT (°F)	ID CFM	1000					1200					1400				
	ID DB (°F)	80	80	75	80	80	80	80	75	80	80	80	80	75	80	80
	ID WB (°F)	57	62	62	67	72	57	62	62	67	72	57	62	62	67	72
55	T.C.	36.1	40.5	40.6	43.6	46.2	38.4	41.7	41.9	47.0	46.5	40.6	43.0	43.3	50.4	46.9
	S.C.	36.0	32.5	27.5	27.0	21.2	38.2	35.2	29.9	28.6	21.9	40.4	38.0	32.2	30.2	22.6
	KW	2.04	2.01	2.02	1.99	1.98	2.09	2.08	2.08	2.06	2.06	2.14	2.14	2.14	2.13	2.13
65	T.C.	34.0	37.6	38.1	41.7	45.1	36.2	38.9	39.4	43.9	45.7	38.5	40.1	40.7	46.2	46.3
	S.C.	33.9	30.5	26.2	26.1	20.8	36.1	33.4	28.4	28.0	21.8	38.3	36.3	30.7	30.0	22.8
	KW	2.22	2.22	2.23	2.21	2.20	2.29	2.29	2.29	2.28	2.28	2.35	2.36	2.36	2.35	2.35
75	T.C.	31.9	34.7	35.7	39.7	44.1	34.1	36.0	36.9	40.8	44.8	36.3	37.3	38.0	41.9	45.6
	S.C.	31.7	28.6	24.8	25.1	20.3	34.0	31.6	27.0	27.4	21.6	36.2	34.7	29.2	29.8	22.9
	KW	2.41	2.42	2.43	2.43	2.42	2.48	2.50	2.50	2.50	2.49	2.56	2.57	2.57	2.57	2.56
85	T.C.	29.6	32.1	32.8	36.6	41.0	31.8	33.3	34.0	37.7	41.9	33.9	34.5	35.2	38.9	42.8
	S.C.	29.5	27.3	23.4	23.7	19.2	31.6	30.0	25.6	26.0	20.6	33.7	32.6	27.8	28.3	22.0
	KW	2.59	2.62	2.62	2.65	2.66	2.68	2.70	2.70	2.72	2.74	2.77	2.78	2.78	2.80	2.81
95	T.C.	27.4	29.5	29.8	33.4	38.0	29.4	30.6	31.1	34.6	39.0	31.5	31.7	32.4	35.8	39.9
	S.C.	27.2	26.1	22.1	22.3	18.1	29.3	28.3	24.2	24.6	19.6	31.3	30.6	26.4	26.9	21.0
	KW	2.76	2.81	2.81	2.86	2.90	2.87	2.90	2.90	2.94	2.98	2.97	2.99	2.99	3.03	3.06
105	T.C.	25.7	27.0	27.2	30.4	34.6	27.5	28.1	28.2	31.4	35.5	29.3	29.2	29.2	32.4	36.3
	S.C.	25.6	24.7	21.2	21.3	17.0	27.4	26.6	23.2	23.5	18.4	29.1	28.4	25.2	25.7	19.8
	KW	2.98	3.01	3.00	3.06	3.12	3.08	3.10	3.09	3.15	3.21	3.18	3.19	3.17	3.23	3.29
115	T.C.	24.2	24.5	24.8	27.6	31.3	25.7	25.7	25.5	28.4	32.0	27.2	26.8	26.1	29.2	32.8
	S.C.	24.1	23.3	20.3	20.4	15.9	25.5	24.8	22.2	22.5	17.2	27.0	26.4	24.1	24.5	18.6
	KW	3.19	3.20	3.19	3.25	3.34	3.28	3.29	3.27	3.34	3.43	3.38	3.39	3.36	3.43	3.52
125	T.C.	22.6	22.1	22.3	24.7	28.0	23.8	23.2	22.7	25.3	28.6	25.0	24.4	23.0	25.9	29.3
	S.C.	22.5	22.0	19.4	19.4	14.8	23.7	23.1	21.2	21.4	16.1	24.9	24.3	22.9	23.3	17.3
	KW	3.40	3.39	3.37	3.44	3.56	3.49	3.48	3.45	3.54	3.65	3.58	3.58	3.54	3.63	3.74
ALL CAPACITIES INCLUDE INDOOR FAN HEAT. KW VALUES ARE FOR THE SYSTEM (OUTDOOR + INDOOR).																
Green shaded cells are ACCA (TVA) conditions.																
Blue shaded cells are AHRI conditions.																

**Multipliers for determining the performance with other indoor sections.**

**NOTE:** For dry bulb temperatures different than those listed (between 73-87 °F), sensible capacity increases by 1060 BTUH per 1000 CFM per degree above the listed temperature and decreases by 1060 BTUH per 1000 CFM per degree below the listed temperature.

**COIL MULTIPLIERS- 3 TON**

Air Handler	Coil	T.C.	S.C.	KW
–	CF/CM/CU36B	1.00	1.00	1.00
–	CF/CM/CU36C	1.01	1.00	1.01
–	CF/CM/CU36D	1.01	1.00	1.01
–	CF42B	1.01	1.01	1.01
–	CF/CM/CU42C	1.01	1.01	1.01
–	CF/CM/CU42D	1.01	1.01	1.01
–	CF/CM/CU48C	1.02	1.01	1.02
–	CF/CM/CU48D	1.02	1.01	1.02
AE36BX21	–	0.99	0.95	0.95
AE36CX21	–	1.03	1.05	0.95
AE42CX21	–	1.03	1.05	0.97
AE48CX21	–	1.04	1.07	0.96
AE48DX21	–	1.04	1.06	0.96
AP36BX21	–	0.98	0.92	0.98
AP36CX21	–	1.01	1.03	1.01
AP42CX21	–	1.01	1.04	1.03
AP48CX21	–	1.02	1.02	1.02
AP48DX21	–	1.03	1.08	1.03
AVC36BX21	–	1.00	0.96	0.96
AVC36CX21	–	1.02	1.02	0.94
AVC42CX21	–	1.03	1.02	0.95
AVC48CX21	–	1.02	0.99	0.94
AVC48DX21	–	1.04	1.10	0.96
ME12BN21	CF/CM36B	1.00	0.96	0.96
ME12BN21	CF42B	1.00	0.95	0.96
ME14DN21	CF/CM36D	1.04	1.07	0.98
ME14DN21	CF/CM42D	1.04	1.07	0.96
ME14DN21	CF/CM48D	1.04	1.05	0.96
ME16CN21	CF/CM36C	1.03	1.05	0.95
ME16CN21	CF/CM42C	1.03	1.06	0.95
ME16CN21	CF/CM48C	1.04	1.06	0.96
ME20DN21	CF/CM36D	1.03	1.08	1.01
ME20DN21	CF/CM42D	1.03	1.08	1.01
ME20DN21	CF/CM48D	1.04	1.10	1.00
MVC08BN21	CF42B	0.99	0.94	0.95
MVC12BN21	CF/CM36B	0.99	0.95	0.95
MVC12BN21	CF42B	0.99	0.94	0.95
MVC14DN21	CF/CM36D	0.99	0.93	0.92
MVC14DN21	CF/CM42D	1.04	1.08	0.96
MVC14DN21	CF/CM48D	1.03	1.02	0.95
MVC16CN21	CF/CM36C	1.01	0.98	0.93
MVC16CN21	CF/CM42C	1.04	1.08	0.96
MVC16CN21	CF/CM48C	1.04	1.05	0.96
MVC20DN21	CF/CM36D	1.02	1.00	0.94
MVC20DN21	CF/CM42D	1.03	1.05	0.97
MVC20DN21	CF/CM48D	1.04	1.05	0.96

**FURNACE MULTIPLIERS- 3 TON**

Furnaces	Coil	T.C.	S.C.	KW
TM8V060A12MP11	CF/CM36A	0.98	0.91	0.98
TM8V080B12MP11	CF/CM/CU36B	0.99	0.95	0.97
TM8V080B12MP11	CF42B	0.99	0.94	0.95
TM8V080C16MP11	CF/CM/CU36C	1.01	0.98	0.95
TM8V080C16MP11	CF/CM/CU42C	1.03	1.09	0.99
TM8V080C16MP11	CF/CM/CU48C	1.01	0.97	0.95

**FURNACE MULTIPLIERS- 3 TON (Continued)**

Furnaces	Coil	T.C.	S.C.	KW
TM8V080C16MP11	CF/CM/CU48D	1.01	0.97	0.95
TM8V100C16MP11	CF/CM/CU36C	1.01	0.98	0.95
TM8V100C16MP11	CF/CM/CU42C	1.03	1.09	0.99
TM8V100C16MP11	CF/CM/CU48C	1.01	0.97	0.95
TM8V100C16MP11	CF/CM/CU48D	1.01	0.97	0.95
TM8V100C20MP11	CF/CM/CU36C	1.01	0.98	0.96
TM8V100C20MP11	CF/CM/CU42C	1.01	1.00	0.95
TM8V100C20MP11	CF/CM/CU48C	1.03	1.06	0.97
TM8V100C20MP11	CF/CM/CU48D	1.03	1.02	0.94
TM8V120C20MP11	CF/CM/CU36C	1.01	0.98	0.96
TM8V120C20MP11	CF/CM/CU42C	1.01	1.00	0.95
TM8V120C20MP11	CF/CM/CU48C	1.03	1.06	0.97
TM8V120C20MP11	CF/CM/CU48D	1.03	1.02	0.94
TM8X060A12MP11	CF/CM36A	0.98	0.92	0.94
TM8X080B12MP11	CF/CM/CU36B	0.99	0.92	0.95
TM8X080B12MP11	CF42B	0.99	0.94	0.95
TM8X080C16MP11	CF/CM/CU36C	1.01	0.97	0.95
TM8X080C16MP11	CF/CM/CU36D	1.01	0.98	0.95
TM8X080C16MP11	CF/CM/CU42C	1.03	1.05	0.97
TM8X080C16MP11	CF/CM/CU42D	1.02	1.00	0.94
TM8X080C16MP11	CF/CM/CU48C	1.04	1.06	0.98
TM8X080C16MP11	CF/CM/CU48D	1.02	0.98	0.94
TM8X100C16MP11	CF/CM/CU36C	1.01	0.97	0.95
TM8X100C16MP11	CF/CM/CU36D	1.01	0.98	0.95
TM8X100C16MP11	CF/CM/CU42C	1.03	1.05	0.97
TM8X100C16MP11	CF/CM/CU42D	1.02	1.00	0.94
TM8X100C16MP11	CF/CM/CU48C	1.04	1.06	0.98
TM8X100C16MP11	CF/CM/CU48D	1.02	0.98	0.94
TM8X100C20MP11	CF/CM/CU36C	1.03	1.08	0.97
TM8X100C20MP11	CF/CM/CU36D	1.04	1.09	0.98
TM8X100C20MP11	CF/CM/CU42C	1.02	1.00	0.96
TM8X100C20MP11	CF/CM/CU42D	1.02	1.00	0.94
TM8X100C20MP11	CF/CM/CU48C	1.04	1.08	0.96
TM8X100C20MP11	CF/CM/CU48D	1.03	1.04	0.97
TM8X120C20MP11	CF/CM/CU36C	1.03	1.08	0.97
TM8X120C20MP11	CF/CM/CU36D	1.04	1.09	0.98
TM8X120C20MP11	CF/CM/CU42C	1.02	1.00	0.96
TM8X120C20MP11	CF/CM/CU42D	1.02	1.00	0.94
TM8X120C20MP11	CF/CM/CU48C	1.04	1.08	0.96
TM8X120C20MP11	CF/CM/CU48D	1.03	1.04	0.97
TM8Y060A12MP11	CF/CM36A	0.98	0.92	0.94
TM8Y080B12MP11	CF/CM/CU36B	0.99	0.92	0.95
TM8Y080B12MP11	CF42B	0.99	0.94	0.95
TM8Y080C16MP11	CF/CM/CU36C	1.01	0.97	0.95
TM8Y080C16MP11	CF/CM/CU36D	1.01	0.98	0.95
TM8Y080C16MP11	CF/CM/CU42C	1.03	1.05	0.97
TM8Y080C16MP11	CF/CM/CU42D	1.02	1.00	0.94
TM8Y080C16MP11	CF/CM/CU48C	1.04	1.06	0.98
TM8Y080C16MP11	CF/CM/CU48D	1.02	0.98	0.94
TM8Y100C16MP11	CF/CM/CU36C	1.01	0.97	0.95
TM8Y100C16MP11	CF/CM/CU36D	1.01	0.98	0.95
TM8Y100C16MP11	CF/CM/CU42C	1.03	1.05	0.97
TM8Y100C16MP11	CF/CM/CU42D	1.02	1.00	0.94
TM8Y100C16MP11	CF/CM/CU48C	1.04	1.06	0.98
TM8Y100C16MP11	CF/CM/CU48D	1.02	0.98	0.94

**FURNACE MULTIPLIERS- 3 TON (Continued)**

<b>Furnaces</b>	<b>Coil</b>	<b>T.C.</b>	<b>S.C.</b>	<b>KW</b>
TM8Y100C20MP11	CF/CM/CU36C	1.03	1.08	0.97
TM8Y100C20MP11	CF/CM/CU36D	1.04	1.09	0.98
TM8Y100C20MP11	CF/CM/CU42C	1.02	1.00	0.96
TM8Y100C20MP11	CF/CM/CU42D	1.02	1.00	0.94
TM8Y100C20MP11	CF/CM/CU48C	1.04	1.08	0.96
TM8Y100C20MP11	CF/CM/CU48D	1.03	1.04	0.97
TM8Y120C20MP11	CF/CM/CU36C	1.03	1.08	0.97
TM8Y120C20MP11	CF/CM/CU36D	1.04	1.09	0.98
TM8Y120C20MP11	CF/CM/CU42C	1.02	1.00	0.96
TM8Y120C20MP11	CF/CM/CU42D	1.02	1.00	0.94
TM8Y120C20MP11	CF/CM/CU48C	1.04	1.08	0.96
TM8Y120C20MP11	CF/CM/CU48D	1.03	1.04	0.97
TM9E060B12MP11	CF/CM/CU36B	0.98	0.92	0.94
TM9E060B12MP11	CF42B	0.99	0.94	0.95
TM9E080B12MP11	CF/CM/CU36B	0.98	0.92	0.94
TM9E080B12MP11	CF42B	0.99	0.94	0.95
TM9E080C16MP11	CF/CM/CU36C	1.01	0.97	0.96
TM9E080C16MP11	CF/CM/CU36D	1.01	0.97	0.95
TM9E080C16MP11	CF/CM/CU42C	1.01	0.98	0.93
TM9E080C16MP11	CF/CM/CU42D	1.01	0.98	0.95
TM9E080C16MP11	CF/CM/CU48C	1.01	0.98	0.95
TM9E080C16MP11	CF/CM/CU48D	1.01	0.98	0.95
TM9E100C16MP11	CF/CM/CU36C	1.01	0.97	0.96
TM9E100C16MP11	CF/CM/CU36D	1.01	0.97	0.95
TM9E100C16MP11	CF/CM/CU42C	1.01	0.98	0.93
TM9E100C16MP11	CF/CM/CU42D	1.01	0.98	0.95
TM9E100C16MP11	CF/CM/CU48C	1.01	0.98	0.95
TM9E100C16MP11	CF/CM/CU48D	1.01	0.98	0.95
TM9E100C20MP11	CF/CM/CU36C	0.99	0.93	0.93
TM9E100C20MP11	CF/CM/CU36D	0.99	0.93	0.92
TM9E100C20MP11	CF/CM/CU42C	1.03	1.07	0.97
TM9E100C20MP11	CF/CM/CU42D	1.00	0.95	0.92
TM9E100C20MP11	CF/CM/CU48C	1.01	0.94	0.93
TM9E100C20MP11	CF/CM/CU48D	1.01	0.94	0.93
TM9E120D20MP11	CF/CM/CU36D	1.03	1.07	0.97
TM9E120D20MP11	CF/CM/CU42D	1.04	1.07	0.98
TM9E120D20MP11	CF/CM/CU48D	1.04	1.07	0.96
TM9V060B12MP11	CF/CM/CU36B	0.99	0.96	0.95
TM9V060B12MP11	CF42B	1.02	1.02	0.98
TM9V080B12MP11	CF/CM/CU36B	0.99	0.96	0.95
TM9V080B12MP11	CF42B	1.02	1.02	0.98
TM9V080C16MP11	CF/CM/CU36C	0.99	0.93	0.93
TM9V080C16MP11	CF/CM/CU42C	1.00	0.95	0.94
TM9V080C16MP11	CF/CM/CU48C	1.03	1.07	0.99
TM9V080C16MP11	CF/CM/CU48D	1.03	1.05	0.97
TM9V100C16MP11	CF/CM/CU36C	0.99	0.93	0.93
TM9V100C16MP11	CF/CM/CU42C	1.00	0.95	0.94
TM9V100C16MP11	CF/CM/CU48C	1.03	1.07	0.99
TM9V100C16MP11	CF/CM/CU48D	1.03	1.05	0.97
TM9V100C20MP11	CF/CM/CU36C	1.01	0.97	0.96
TM9V100C20MP11	CF/CM/CU42C	1.03	1.06	0.99
TM9V100C20MP11	CF/CM/CU48C	1.03	1.03	0.99
TM9V100C20MP11	CF/CM/CU48D	1.03	1.06	0.99
TM9V120D20MP11	CF/CM/CU36D	1.02	1.01	0.94
TM9V120D20MP11	CF/CM/CU42D	1.02	1.01	0.96

**FURNACE MULTIPLIERS- 3 TON (Continued)**

<b>Furnaces</b>	<b>Coil</b>	<b>T.C.</b>	<b>S.C.</b>	<b>KW</b>
TM9V120D20MP11	CF/CM/CU48D	1.04	1.06	0.98
TM9Y060B12MP11	CF/CM/CU36B	0.98	0.92	0.94
TM9Y060B12MP11	CF42B	0.99	0.94	0.95
TM9Y080B12MP11	CF/CM/CU36B	0.98	0.92	0.94
TM9Y080B12MP11	CF42B	0.99	0.94	0.95
TM9Y080C16MP11	CF/CM/CU36C	1.01	0.97	0.96
TM9Y080C16MP11	CF/CM/CU36D	1.01	0.97	0.95
TM9Y080C16MP11	CF/CM/CU42C	1.01	0.98	0.93
TM9Y080C16MP11	CF/CM/CU42D	1.01	0.98	0.95
TM9Y080C16MP11	CF/CM/CU48C	1.01	0.98	0.95
TM9Y080C16MP11	CF/CM/CU48D	1.01	0.98	0.95
TM9Y100C16MP11	CF/CM/CU36C	1.01	0.97	0.96
TM9Y100C16MP11	CF/CM/CU36D	1.01	0.97	0.95
TM9Y100C16MP11	CF/CM/CU42C	1.01	0.98	0.93
TM9Y100C16MP11	CF/CM/CU42D	1.01	0.98	0.95
TM9Y100C16MP11	CF/CM/CU48C	1.01	0.98	0.95
TM9Y100C16MP11	CF/CM/CU48D	1.01	0.98	0.95
TM9Y100C20MP11	CF/CM/CU36C	0.99	0.93	0.93
TM9Y100C20MP11	CF/CM/CU36D	0.99	0.93	0.92
TM9Y100C20MP11	CF/CM/CU42C	1.03	1.07	0.97
TM9Y100C20MP11	CF/CM/CU42D	1.00	0.95	0.92
TM9Y100C20MP11	CF/CM/CU48C	1.01	0.94	0.93
TM9Y100C20MP11	CF/CM/CU48D	1.01	0.94	0.93
TM9Y120D20MP11	CF/CM/CU36D	1.03	1.07	0.97
TM9Y120D20MP11	CF/CM/CU42D	1.04	1.07	0.98
TM9Y120D20MP11	CF/CM/CU48D	1.04	1.07	0.96
TMLV060A12MP11	CF/CM36A	0.98	0.91	0.98
TMLV080B12MP11	CF/CM/CU36B	0.99	0.95	0.97
TMLV080B12MP11	CF42B	0.99	0.94	0.95
TMLV080C16MP11	CF/CM/CU36C	1.01	0.98	0.95
TMLV080C16MP11	CF/CM/CU42C	1.03	1.09	0.99
TMLV080C16MP11	CF/CM/CU48C	1.01	0.97	0.95
TMLV080C16MP11	CF/CM/CU48D	1.01	0.97	0.95
TMLV100C16MP11	CF/CM/CU36C	1.01	0.98	0.95
TMLV100C16MP11	CF/CM/CU42C	1.03	1.09	0.99
TMLV100C16MP11	CF/CM/CU48C	1.01	0.97	0.95
TMLV100C16MP11	CF/CM/CU48D	1.01	0.97	0.95
TMLV100C20MP11	CF/CM/CU36C	1.01	0.98	0.96
TMLV100C20MP11	CF/CM/CU42C	1.01	1.00	0.95
TMLV100C20MP11	CF/CM/CU48C	1.03	1.06	0.97
TMLV100C20MP11	CF/CM/CU48D	1.03	1.02	0.94
TMLV120C20MP11	CF/CM/CU36C	1.01	0.98	0.96
TMLV120C20MP11	CF/CM/CU42C	1.01	1.00	0.95
TMLV120C20MP11	CF/CM/CU48C	1.03	1.06	0.97
TMLV120C20MP11	CF/CM/CU48D	1.03	1.02	0.94
TMLX060A12MP11	CF/CM36A	0.98	0.92	0.94
TMLX080B12MP11	CF/CM/CU36B	0.99	0.92	0.95
TMLX080B12MP11	CF42B	0.99	0.94	0.95
TMLX080C16MP11	CF/CM/CU36C	1.01	0.97	0.95
TMLX080C16MP11	CF/CM/CU36D	1.01	0.98	0.95
TMLX080C16MP11	CF/CM/CU42C	1.03	1.05	0.97
TMLX080C16MP11	CF/CM/CU42D	1.02	1.00	0.94
TMLX080C16MP11	CF/CM/CU48C	1.04	1.06	0.98
TMLX080C16MP11	CF/CM/CU48D	1.02	0.98	0.94
TMLX100C16MP11	CF/CM/CU36C	1.01	0.97	0.95

**FURNACE MULTIPLIERS- 3 TON (Continued)**

Furnaces	Coil	T.C.	S.C.	KW
TMLX100C16MP11	CF/CM/CU36D	1.01	0.98	0.95
TMLX100C16MP11	CF/CM/CU42C	1.03	1.05	0.97
TMLX100C16MP11	CF/CM/CU42D	1.02	1.00	0.94
TMLX100C16MP11	CF/CM/CU48C	1.04	1.06	0.98
TMLX100C16MP11	CF/CM/CU48D	1.02	0.98	0.94
TMLX100C20MP11	CF/CM/CU36C	1.03	1.08	0.97
TMLX100C20MP11	CF/CM/CU36D	1.04	1.09	0.98
TMLX100C20MP11	CF/CM/CU42C	1.02	1.00	0.96
TMLX100C20MP11	CF/CM/CU42D	1.02	1.00	0.94
TMLX100C20MP11	CF/CM/CU48C	1.04	1.08	0.96
TMLX100C20MP11	CF/CM/CU48D	1.03	1.04	0.97
TMLX120C20MP11	CF/CM/CU36C	1.03	1.08	0.97
TMLX120C20MP11	CF/CM/CU36D	1.04	1.09	0.98
TMLX120C20MP11	CF/CM/CU42C	1.02	1.00	0.96
TMLX120C20MP11	CF/CM/CU42D	1.02	1.00	0.94
TMLX120C20MP11	CF/CM/CU48C	1.04	1.08	0.96
TMLX120C20MP11	CF/CM/CU48D	1.03	1.04	0.97
TP9C060B12MP12	CF/CM/CU36B	0.99	0.96	0.95
TP9C060B12MP12	CF42B	1.02	1.02	0.98
TP9C080B12MP12	CF/CM/CU36B	0.99	0.96	0.95
TP9C080B12MP12	CF42B	1.02	1.02	0.98
TP9C080C16MP12	CF/CM/CU36C	0.99	0.93	0.93
TP9C080C16MP12	CF/CM/CU42C	1.00	0.95	0.94
TP9C080C16MP12	CF/CM/CU48C	1.03	1.07	0.99
TP9C080C16MP12	CF/CM/CU48D	1.03	1.05	0.97
TP9C100C16MP12	CF/CM/CU36C	0.99	0.93	0.93
TP9C100C16MP12	CF/CM/CU42C	1.00	0.95	0.94
TP9C100C16MP12	CF/CM/CU48C	1.03	1.07	0.99
TP9C100C16MP12	CF/CM/CU48D	1.03	1.05	0.97
TP9C100C20MP12	CF/CM/CU36C	1.01	0.97	0.96
TP9C100C20MP12	CF/CM/CU42C	1.03	1.06	0.99
TP9C100C20MP12	CF/CM/CU48C	1.03	1.03	0.99
TP9C100C20MP12	CF/CM/CU48D	1.03	1.06	0.99
TP9C120D20MP12	CF/CM/CU36D	1.02	1.01	0.94
TP9C120D20MP12	CF/CM/CU42D	1.02	1.01	0.96
TP9C120D20MP12	CF/CM/CU48D	1.04	1.06	0.98
TPLC060A12MP12	CF/CM36A	0.98	0.91	0.98
TPLC080B12MP12	CF/CM/CU36B	0.99	0.95	0.97
TPLC080B12MP12	CF42B	0.99	0.94	0.95
TPLC080C16MP12	CF/CM/CU36C	1.01	0.98	0.95
TPLC080C16MP12	CF/CM/CU42C	1.03	1.09	0.99
TPLC080C16MP12	CF/CM/CU48C	1.01	0.97	0.95
TPLC080C16MP12	CF/CM/CU48D	1.01	0.97	0.95
TPLC100C16MP12	CF/CM/CU36C	1.01	0.98	0.95
TPLC100C16MP12	CF/CM/CU42C	1.03	1.09	0.99
TPLC100C16MP12	CF/CM/CU48C	1.01	0.97	0.95
TPLC100C16MP12	CF/CM/CU48D	1.01	0.97	0.95
TPLC100C20MP12	CF/CM/CU36C	1.01	0.98	0.96
TPLC100C20MP12	CF/CM/CU42C	1.01	1.00	0.95
TPLC100C20MP12	CF/CM/CU48C	1.03	1.06	0.97
TPLC100C20MP12	CF/CM/CU48D	1.03	1.02	0.94

**FURNACE MULTIPLIERS- 3 TON (Continued)**

Furnaces	Coil	T.C.	S.C.	KW
TPLC100C20MP12	CF/CM/CU42C	1.01	1.00	0.95
TPLC100C20MP12	CF/CM/CU48C	1.03	1.06	0.97
TPLC100C20MP12	CF/CM/CU48D	1.03	1.02	0.94
TPLC120C20MP12	CF/CM/CU36C	1.01	0.98	0.96
TPLC120C20MP12	CF/CM/CU42C	1.01	1.00	0.95
TPLC120C20MP12	CF/CM/CU48C	1.03	1.06	0.97
TPLC120C20MP12	CF/CM/CU48D	1.03	1.02	0.94
CP9C060B12MP12	CF/CM/CU36B	0.99	0.96	0.95
CP9C060B12MP12	CF42B	1.02	1.02	0.98
CP9C080B12MP12	CF/CM/CU36B	0.99	0.96	0.95
CP9C080B12MP12	CF42B	1.02	1.02	0.98
CP9C080C16MP12	CF/CM/CU36C	0.99	0.93	0.93
CP9C080C16MP12	CF/CM/CU42C	1.00	0.95	0.94
CP9C080C16MP12	CF/CM/CU48C	1.03	1.07	0.99
CP9C080C16MP12	CF/CM/CU48D	1.03	1.05	0.97
CP9C100C16MP12	CF/CM/CU36C	0.99	0.93	0.93
CP9C100C16MP12	CF/CM/CU42C	1.00	0.95	0.94
CP9C100C16MP12	CF/CM/CU48C	1.03	1.07	0.99
CP9C100C16MP12	CF/CM/CU48D	1.03	1.05	0.97
CP9C100C20MP12	CF/CM/CU36C	1.01	0.97	0.96
CP9C100C20MP12	CF/CM/CU42C	1.03	1.06	0.99
CP9C100C20MP12	CF/CM/CU48C	1.03	1.03	0.99
CP9C100C20MP12	CF/CM/CU48D	1.03	1.06	0.99
CP9C120D20MP12	CF/CM/CU36D	1.02	1.01	0.94
CP9C120D20MP12	CF/CM/CU42D	1.02	1.01	0.96
CP9C120D20MP12	CF/CM/CU48D	1.04	1.06	0.98
CPLC060A12MP12	CF/CM36A	0.98	0.91	0.98
CPLC080B12MP12	CF/CM/CU36B	0.99	0.95	0.97
CPLC080B12MP12	CF42B	0.99	0.94	0.95
CPLC080C16MP12	CF/CM/CU36C	1.01	0.98	0.95
CPLC080C16MP12	CF/CM/CU42C	1.03	1.09	0.99
CPLC080C16MP12	CF/CM/CU48C	1.01	0.97	0.95
CPLC080C16MP12	CF/CM/CU48D	1.01	0.97	0.95
CPLC100C16MP12	CF/CM/CU36C	1.01	0.98	0.95
CPLC100C16MP12	CF/CM/CU42C	1.03	1.09	0.99
CPLC100C16MP12	CF/CM/CU48C	1.01	0.97	0.95
CPLC100C16MP12	CF/CM/CU48D	1.01	0.97	0.95
CPLC100C20MP12	CF/CM/CU36C	1.01	0.98	0.96
CPLC100C20MP12	CF/CM/CU42C	1.01	1.00	0.95
CPLC100C20MP12	CF/CM/CU48C	1.03	1.06	0.97
CPLC100C20MP12	CF/CM/CU48D	1.03	1.02	0.94
CPLC120C20MP12	CF/CM/CU36C	1.01	0.98	0.96
CPLC120C20MP12	CF/CM/CU42C	1.01	1.00	0.95
CPLC120C20MP12	CF/CM/CU48C	1.03	1.06	0.97
CPLC120C20MP12	CF/CM/CU48D	1.03	1.02	0.94



**PERFORMANCE DATA - 3 TON 460 Volt**

CONDENSER-ONLY DATA (OUTDOOR UNIT)																		
MODEL	SATURATED SUCTION @ COMPRESSOR		Outdoor Ambient Temperature															
			55 °F		65 °F		75 °F		85 °F		95 °F		105 °F		115 °F		125 °F	
	T (°F)	P (PSIG)	MBH	KW	MBH	KW	MBH	KW	MBH	KW	MBH	KW	MBH	KW	MBH	KW	MBH	KW
TCD36B41S	35	107	35.0	1.91	31.8	2.10	28.9	2.28	26.1	2.44	23.3	2.59	20.6	2.72	17.9	2.83	15.2	2.89
	40	118	39.1	1.88	35.8	2.09	32.7	2.29	29.6	2.49	26.7	2.66	23.7	2.82	20.7	2.95	17.7	3.04
	45	130	43.7	1.83	40.2	2.06	36.8	2.29	33.5	2.51	30.2	2.71	27.0	2.90	23.7	3.06	20.4	3.16
	50	142	48.5	1.77	44.8	2.03	41.2	2.28	37.7	2.52	34.1	2.75	30.5	2.96	26.9	3.14	23.3	3.28
	55	156	53.5	1.71	49.7	1.99	45.8	2.26	42.1	2.52	38.2	2.76	34.4	3.00	30.4	3.21	26.4	3.37

**Notes:**

- For Outdoor Unit (Condenser) performance only. Data does not include the effects of air handler power or heat.
- Performance based on 15°F subcooling and 15°F superheat at the Outdoor Unit base valves.
  - Increase capacity by 1% for each 2°F increase in subcooling.
  - Decrease capacity by 1% for each 2°F decrease in subcooling.
- Maximum recommended condensing temperature is 140°F.

COOLING PERFORMANCE DATA																
OUTDOOR UNIT MODEL NO.			TCD36B41S													
INDOOR COIL MODEL NO.			CF36BXA1													
AIR TEMP. ENTERING OUTDOOR UNIT (°F)	AIR CFM	1000					1200					1400				
	ID DB (°F)	80	80	75	80	80	80	80	75	80	80	80	80	75	80	80
	ID WB (°F)	57	62	62	67	72	57	62	62	67	72	57	62	62	67	72
55	T.C.	36.1	40.5	40.6	43.6	46.2	38.4	41.7	41.9	47.0	46.5	40.6	43.0	43.3	50.4	46.9
	S.C.	36.0	32.5	27.5	27.0	21.2	38.2	35.2	29.9	28.6	21.9	40.4	38.0	32.2	30.2	22.6
	KW	2.04	2.01	2.02	1.99	1.98	2.09	2.08	2.08	2.06	2.06	2.14	2.14	2.14	2.13	2.13
65	T.C.	34.0	37.6	38.1	41.7	45.1	36.2	38.9	39.4	43.9	45.7	38.5	40.1	40.7	46.2	46.3
	S.C.	33.9	30.5	26.2	26.1	20.8	36.1	33.4	28.4	28.0	21.8	38.3	36.3	30.7	30.0	22.8
	KW	2.22	2.22	2.23	2.21	2.20	2.29	2.29	2.29	2.28	2.28	2.35	2.36	2.36	2.35	2.35
75	T.C.	31.9	34.7	35.7	39.7	44.1	34.1	36.0	36.9	40.8	44.8	36.3	37.3	38.0	41.9	45.6
	S.C.	31.7	28.6	24.8	25.1	20.3	34.0	31.6	27.0	27.4	21.6	36.2	34.7	29.2	29.8	22.9
	KW	2.41	2.42	2.43	2.43	2.42	2.48	2.50	2.50	2.50	2.49	2.56	2.57	2.57	2.57	2.56
85	T.C.	29.6	32.1	32.8	36.6	41.0	31.8	33.3	34.0	37.7	41.9	33.9	34.5	35.2	38.9	42.8
	S.C.	29.5	27.3	23.4	23.7	19.2	31.6	30.0	25.6	26.0	20.6	33.7	32.6	27.8	28.3	22.0
	KW	2.59	2.62	2.62	2.65	2.66	2.68	2.70	2.70	2.72	2.74	2.77	2.78	2.78	2.80	2.81
95	T.C.	27.4	29.5	29.8	33.4	38.0	29.4	30.6	31.1	34.6	39.0	31.5	31.7	32.4	35.8	39.9
	S.C.	27.2	26.1	22.1	22.3	18.1	29.3	28.3	24.2	24.6	19.6	31.3	30.6	26.4	26.9	21.0
	KW	2.76	2.81	2.81	2.86	2.90	2.87	2.90	2.90	2.94	2.98	2.97	2.99	2.99	3.03	3.06
105	T.C.	25.7	27.0	27.2	30.4	34.6	27.5	28.1	28.2	31.4	35.5	29.3	29.2	29.2	32.4	36.3
	S.C.	25.6	24.7	21.2	21.3	17.0	27.4	26.6	23.2	23.5	18.4	29.1	28.4	25.2	25.7	19.8
	KW	2.98	3.01	3.00	3.06	3.12	3.08	3.10	3.09	3.15	3.21	3.18	3.19	3.17	3.23	3.29
115	T.C.	24.2	24.5	24.8	27.6	31.3	25.7	25.7	25.5	28.4	32.0	27.2	26.8	26.1	29.2	32.8
	S.C.	24.1	23.3	20.3	20.4	15.9	25.5	24.8	22.2	22.5	17.2	27.0	26.4	24.1	24.5	18.6
	KW	3.19	3.20	3.19	3.25	3.34	3.28	3.29	3.27	3.34	3.43	3.38	3.39	3.36	3.43	3.52
125	T.C.	22.6	22.1	22.3	24.7	28.0	23.8	23.2	22.7	25.3	28.6	25.0	24.4	23.0	25.9	29.3
	S.C.	22.5	22.0	19.4	19.4	14.8	23.7	23.1	21.2	21.4	16.1	24.9	24.3	22.9	23.3	17.3
	KW	3.40	3.39	3.37	3.44	3.56	3.49	3.48	3.45	3.54	3.65	3.58	3.58	3.54	3.63	3.74
ALL CAPACITIES INCLUDE INDOOR FAN HEAT. KW VALUES ARE FOR THE SYSTEM (OUTDOOR + INDOOR).																
Green shaded cells are ACCA (TVA) conditions.																
Blue shaded cells are AHRI conditions.																

**Multipliers for determining the performance with other indoor sections.**

**NOTE:** For dry bulb temperatures different than those listed (between 73-87 °F), sensible capacity increases by 1060 BTUH per 1000 CFM per degree above the listed temperature and decreases by 1060 BTUH per 1000 CFM per degree below the listed temperature.

**COIL MULTIPLIERS- 3 TON**

Air Handler	Coil	T.C.	S.C.	KW
–	CF/CM/CU36B	1.00	1.00	1.00
–	CF/CM/CU36C	1.01	1.00	1.01
–	CF/CM/CU36D	1.01	1.00	1.01
–	CF42B	1.01	1.02	1.01
–	CF/CM/CU42C	1.01	1.02	1.01
–	CF/CM/CU42D	1.01	1.02	1.01
–	CF/CM/CU48C	1.02	1.02	1.02
–	CF/CM/CU48D	1.02	1.02	1.02
AE36BX21	–	0.99	0.93	0.95
AE36CX21	–	1.03	1.05	0.95
AE42CX21	–	1.03	1.04	0.97
AE48CX21	–	1.04	1.06	0.96
AE48DX21	–	1.04	1.06	0.96
AP36BX21	–	0.98	0.92	0.98
AP36CX21	–	1.01	1.02	1.01
AP42CX21	–	1.01	1.02	1.03
AP48CX21	–	1.02	1.02	1.02
AP48DX21	–	1.03	1.07	1.03
AVC36BX21	–	1.00	0.96	0.96
AVC36CX21	–	1.02	1.02	0.94
AVC42CX21	–	1.03	1.02	0.95
AVC48CX21	–	1.02	0.98	0.94
AVC48DX21	–	1.04	1.10	0.96
ME12BN21	CF/CM36B	1.00	0.96	0.96
ME12BN21	CF42B	0.99	0.95	0.95
ME14DN21	CF/CM36D	1.04	1.07	0.98
ME14DN21	CF/CM42D	1.04	1.06	0.96
ME14DN21	CF/CM48D	1.04	1.05	0.96
ME16CN21	CF/CM36C	1.03	1.05	0.95
ME16CN21	CF/CM42C	1.03	1.06	0.95
ME16CN21	CF/CM48C	1.04	1.06	0.96
ME20DN21	CF/CM36D	1.03	1.08	1.01
ME20DN21	CF/CM42D	1.03	1.09	1.01
ME20DN21	CF/CM48D	1.04	1.09	1.00
MVC08BN21	CF42B	0.99	0.95	0.95
MVC12BN21	CF/CM36B	0.99	0.95	0.95
MVC12BN21	CF42B	0.99	0.95	0.95
MVC14DN21	CF/CM36D	0.99	0.93	0.92
MVC14DN21	CF/CM42D	1.04	1.08	0.96
MVC14DN21	CF/CM48D	1.03	1.02	0.95
MVC16CN21	CF/CM36C	1.01	0.99	0.93
MVC16CN21	CF/CM42C	1.04	1.08	0.96
MVC16CN21	CF/CM48C	1.04	1.05	0.96
MVC20DN21	CF/CM36D	1.02	1.00	0.94
MVC20DN21	CF/CM42D	1.03	1.05	0.97
MVC20DN21	CF/CM48D	1.04	1.05	0.96

**FURNACE MULTIPLIERS- 3 TON**

Furnaces	Coil	T.C.	S.C.	KW
TM8V060A12MP11	CF/CM36A	0.98	0.91	0.98
TM8V080B12MP11	CF/CM/CU36B	0.99	0.95	0.97
TM8V080B12MP11	CF42B	0.99	0.94	0.95
TM8V080C16MP11	CF/CM/CU36C	1.01	0.99	0.95
TM8V080C16MP11	CF/CM/CU42C	1.03	1.09	0.99
TM8V080C16MP11	CF/CM/CU48C	1.01	0.97	0.95

**FURNACE MULTIPLIERS- 3 TON (Continued)**

Furnaces	Coil	T.C.	S.C.	KW
TM8V080C16MP11	CF/CM/CU48D	1.01	0.97	0.95
TM8V100C16MP11	CF/CM/CU36C	1.01	0.99	0.95
TM8V100C16MP11	CF/CM/CU42C	1.03	1.09	0.99
TM8V100C16MP11	CF/CM/CU48C	1.01	0.97	0.95
TM8V100C16MP11	CF/CM/CU48D	1.01	0.97	0.95
TM8V100C20MP11	CF/CM/CU36C	1.01	0.98	0.96
TM8V100C20MP11	CF/CM/CU42C	1.01	1.00	0.95
TM8V100C20MP11	CF/CM/CU48C	1.03	1.06	0.97
TM8V100C20MP11	CF/CM/CU48D	1.03	1.02	0.94
TM8V120C20MP11	CF/CM/CU36C	1.01	0.98	0.96
TM8V120C20MP11	CF/CM/CU42C	1.01	1.00	0.95
TM8V120C20MP11	CF/CM/CU48C	1.03	1.06	0.97
TM8V120C20MP11	CF/CM/CU48D	1.03	1.02	0.94
TM8X060A12MP11	CF/CM36A	0.98	0.92	0.94
TM8X080B12MP11	CF/CM/CU36B	0.98	0.92	0.94
TM8X080B12MP11	CF42B	0.99	0.95	0.95
TM8X080C16MP11	CF/CM/CU36C	1.01	0.97	0.95
TM8X080C16MP11	CF/CM/CU36D	1.01	0.97	0.95
TM8X080C16MP11	CF/CM/CU42C	1.03	1.05	0.97
TM8X080C16MP11	CF/CM/CU42D	1.01	0.99	0.93
TM8X080C16MP11	CF/CM/CU48C	1.04	1.05	0.98
TM8X080C16MP11	CF/CM/CU48D	1.02	0.98	0.94
TM8X100C16MP11	CF/CM/CU36C	1.01	0.97	0.95
TM8X100C16MP11	CF/CM/CU36D	1.01	0.97	0.95
TM8X100C16MP11	CF/CM/CU42C	1.03	1.05	0.97
TM8X100C16MP11	CF/CM/CU42D	1.01	0.99	0.93
TM8X100C16MP11	CF/CM/CU48C	1.04	1.05	0.98
TM8X100C16MP11	CF/CM/CU48D	1.02	0.98	0.94
TM8X100C20MP11	CF/CM/CU36C	1.03	1.08	0.97
TM8X100C20MP11	CF/CM/CU36D	1.04	1.09	0.98
TM8X100C20MP11	CF/CM/CU42C	1.01	0.99	0.95
TM8X100C20MP11	CF/CM/CU42D	1.02	1.00	0.94
TM8X100C20MP11	CF/CM/CU48C	1.04	1.08	0.96
TM8X100C20MP11	CF/CM/CU48D	1.03	1.03	0.97
TM8X120C20MP11	CF/CM/CU36C	1.03	1.08	0.97
TM8X120C20MP11	CF/CM/CU36D	1.04	1.09	0.98
TM8X120C20MP11	CF/CM/CU42C	1.01	0.99	0.95
TM8X120C20MP11	CF/CM/CU42D	1.02	1.00	0.94
TM8X120C20MP11	CF/CM/CU48C	1.04	1.08	0.96
TM8X120C20MP11	CF/CM/CU48D	1.03	1.03	0.97
TM8Y060A12MP11	CF/CM36A	0.98	0.92	0.94
TM8Y080B12MP11	CF/CM/CU36B	0.98	0.92	0.94
TM8Y080B12MP11	CF42B	0.99	0.95	0.95
TM8Y080C16MP11	CF/CM/CU36C	1.01	0.97	0.95
TM8Y080C16MP11	CF/CM/CU36D	1.01	0.97	0.95
TM8Y080C16MP11	CF/CM/CU42C	1.03	1.05	0.97
TM8Y080C16MP11	CF/CM/CU42D	1.01	0.99	0.93
TM8Y080C16MP11	CF/CM/CU48C	1.04	1.05	0.98
TM8Y080C16MP11	CF/CM/CU48D	1.02	0.98	0.94
TM8Y100C16MP11	CF/CM/CU36C	1.01	0.97	0.95
TM8Y100C16MP11	CF/CM/CU36D	1.01	0.97	0.95
TM8Y100C16MP11	CF/CM/CU42C	1.03	1.05	0.97
TM8Y100C16MP11	CF/CM/CU42D	1.01	0.99	0.93
TM8Y100C16MP11	CF/CM/CU48C	1.04	1.05	0.98
TM8Y100C16MP11	CF/CM/CU48D	1.02	0.98	0.94

**FURNACE MULTIPLIERS- 3 TON (Continued)**

Furnaces	Coil	T.C.	S.C.	KW
TM8Y100C20MP11	CF/CM/CU36C	1.03	1.08	0.97
TM8Y100C20MP11	CF/CM/CU36D	1.04	1.09	0.98
TM8Y100C20MP11	CF/CM/CU42C	1.01	0.99	0.95
TM8Y100C20MP11	CF/CM/CU42D	1.02	1.00	0.94
TM8Y100C20MP11	CF/CM/CU48C	1.04	1.08	0.96
TM8Y100C20MP11	CF/CM/CU48D	1.03	1.03	0.97
TM8Y120C20MP11	CF/CM/CU36C	1.03	1.08	0.97
TM8Y120C20MP11	CF/CM/CU36D	1.04	1.09	0.98
TM8Y120C20MP11	CF/CM/CU42C	1.01	0.99	0.95
TM8Y120C20MP11	CF/CM/CU42D	1.02	1.00	0.94
TM8Y120C20MP11	CF/CM/CU48C	1.04	1.08	0.96
TM8Y120C20MP11	CF/CM/CU48D	1.03	1.03	0.97
TM9E060B12MP11	CF/CM/CU36B	0.98	0.92	0.94
TM9E060B12MP11	CF42B	0.99	0.95	0.95
TM9E080B12MP11	CF/CM/CU36B	0.98	0.92	0.94
TM9E080B12MP11	CF42B	0.99	0.95	0.95
TM9E080C16MP11	CF/CM/CU36C	1.01	0.97	0.96
TM9E080C16MP11	CF/CM/CU36D	1.01	0.97	0.95
TM9E080C16MP11	CF/CM/CU42C	1.01	0.99	0.95
TM9E080C16MP11	CF/CM/CU42D	1.01	0.99	0.95
TM9E080C16MP11	CF/CM/CU48C	1.01	0.98	0.95
TM9E080C16MP11	CF/CM/CU48D	1.01	0.98	0.95
TM9E100C16MP11	CF/CM/CU36C	1.01	0.97	0.96
TM9E100C16MP11	CF/CM/CU36D	1.01	0.97	0.95
TM9E100C16MP11	CF/CM/CU42C	1.01	0.99	0.95
TM9E100C16MP11	CF/CM/CU42D	1.01	0.99	0.95
TM9E100C16MP11	CF/CM/CU48C	1.01	0.98	0.95
TM9E100C16MP11	CF/CM/CU48D	1.01	0.98	0.95
TM9E100C20MP11	CF/CM/CU36C	0.99	0.93	0.93
TM9E100C20MP11	CF/CM/CU36D	0.99	0.93	0.91
TM9E100C20MP11	CF/CM/CU42C	1.03	1.06	0.97
TM9E100C20MP11	CF/CM/CU42D	1.00	0.95	0.92
TM9E100C20MP11	CF/CM/CU48C	1.01	0.94	0.93
TM9E100C20MP11	CF/CM/CU48D	1.01	0.94	0.93
TM9E120D20MP11	CF/CM/CU36D	1.03	1.06	0.97
TM9E120D20MP11	CF/CM/CU42D	1.04	1.08	0.98
TM9E120D20MP11	CF/CM/CU48D	1.04	1.07	0.96
TM9V060B12MP11	CF/CM/CU36B	0.99	0.96	0.95
TM9V060B12MP11	CF42B	1.02	1.02	0.98
TM9V080B12MP11	CF/CM/CU36B	0.99	0.96	0.95
TM9V080B12MP11	CF42B	1.02	1.02	0.98
TM9V080C16MP11	CF/CM/CU36C	0.99	0.92	0.93
TM9V080C16MP11	CF/CM/CU42C	1.00	0.95	0.94
TM9V080C16MP11	CF/CM/CU48C	1.03	1.06	0.99
TM9V080C16MP11	CF/CM/CU48D	1.03	1.04	0.97
TM9V100C16MP11	CF/CM/CU36C	0.99	0.92	0.93
TM9V100C16MP11	CF/CM/CU42C	1.00	0.95	0.94
TM9V100C16MP11	CF/CM/CU48C	1.03	1.06	0.99
TM9V100C16MP11	CF/CM/CU48D	1.03	1.04	0.97
TM9V100C20MP11	CF/CM/CU36C	1.01	0.96	0.96
TM9V100C20MP11	CF/CM/CU42C	1.03	1.06	0.99
TM9V100C20MP11	CF/CM/CU48C	1.03	1.04	0.99
TM9V100C20MP11	CF/CM/CU48D	1.03	1.06	0.99
TM9V120D20MP11	CF/CM/CU36D	1.02	1.00	0.94
TM9V120D20MP11	CF/CM/CU42D	1.02	1.01	0.96

**FURNACE MULTIPLIERS- 3 TON (Continued)**

Furnaces	Coil	T.C.	S.C.	KW
TM9V120D20MP11	CF/CM/CU48D	1.04	1.06	0.98
TM9Y060B12MP11	CF/CM/CU36B	0.98	0.92	0.94
TM9Y060B12MP11	CF42B	0.99	0.95	0.95
TM9Y080B12MP11	CF/CM/CU36B	0.98	0.92	0.94
TM9Y080B12MP11	CF42B	0.99	0.95	0.95
TM9Y080C16MP11	CF/CM/CU36C	1.01	0.97	0.96
TM9Y080C16MP11	CF/CM/CU36D	1.01	0.97	0.95
TM9Y080C16MP11	CF/CM/CU42C	1.01	0.99	0.95
TM9Y080C16MP11	CF/CM/CU42D	1.01	0.99	0.95
TM9Y080C16MP11	CF/CM/CU48C	1.01	0.98	0.95
TM9Y080C16MP11	CF/CM/CU48D	1.01	0.98	0.95
TM9Y100C16MP11	CF/CM/CU36C	1.01	0.97	0.96
TM9Y100C16MP11	CF/CM/CU36D	1.01	0.97	0.95
TM9Y100C16MP11	CF/CM/CU42C	1.01	0.99	0.95
TM9Y100C16MP11	CF/CM/CU42D	1.01	0.99	0.95
TM9Y100C16MP11	CF/CM/CU48C	1.01	0.98	0.95
TM9Y100C16MP11	CF/CM/CU48D	1.01	0.98	0.95
TM9Y100C20MP11	CF/CM/CU36C	0.99	0.93	0.93
TM9Y100C20MP11	CF/CM/CU36D	0.99	0.93	0.91
TM9Y100C20MP11	CF/CM/CU42C	1.03	1.06	0.97
TM9Y100C20MP11	CF/CM/CU42D	1.00	0.95	0.92
TM9Y100C20MP11	CF/CM/CU48C	1.01	0.94	0.93
TM9Y100C20MP11	CF/CM/CU48D	1.01	0.94	0.93
TM9Y120D20MP11	CF/CM/CU36D	1.03	1.06	0.97
TM9Y120D20MP11	CF/CM/CU42D	1.04	1.08	0.98
TM9Y120D20MP11	CF/CM/CU48D	1.04	1.07	0.96
TMLV060A12MP11	CF/CM36A	0.98	0.91	0.98
TMLV080B12MP11	CF/CM/CU36B	0.99	0.95	0.97
TMLV080B12MP11	CF42B	0.99	0.94	0.95
TMLV080C16MP11	CF/CM/CU36C	1.01	0.99	0.95
TMLV080C16MP11	CF/CM/CU42C	1.03	1.09	0.99
TMLV080C16MP11	CF/CM/CU48C	1.01	0.97	0.95
TMLV080C16MP11	CF/CM/CU48D	1.01	0.97	0.95
TMLV100C16MP11	CF/CM/CU36C	1.01	0.99	0.95
TMLV100C16MP11	CF/CM/CU42C	1.03	1.09	0.99
TMLV100C16MP11	CF/CM/CU48C	1.01	0.97	0.95
TMLV100C16MP11	CF/CM/CU48D	1.01	0.97	0.95
TMLV100C20MP11	CF/CM/CU36C	1.01	0.98	0.96
TMLV100C20MP11	CF/CM/CU42C	1.01	1.00	0.95
TMLV100C20MP11	CF/CM/CU48C	1.03	1.06	0.97
TMLV100C20MP11	CF/CM/CU48D	1.03	1.02	0.94
TMLV120C20MP11	CF/CM/CU36C	1.01	0.98	0.96
TMLV120C20MP11	CF/CM/CU42C	1.01	1.00	0.95
TMLV120C20MP11	CF/CM/CU48C	1.03	1.06	0.97
TMLV120C20MP11	CF/CM/CU48D	1.03	1.02	0.94
TMLX060A12MP11	CF/CM36A	0.98	0.92	0.94
TMLX080B12MP11	CF/CM/CU36B	0.98	0.92	0.94
TMLX080B12MP11	CF42B	0.99	0.95	0.95
TMLX080C16MP11	CF/CM/CU36C	1.01	0.97	0.95
TMLX080C16MP11	CF/CM/CU36D	1.01	0.97	0.95
TMLX080C16MP11	CF/CM/CU42C	1.03	1.05	0.97
TMLX080C16MP11	CF/CM/CU42D	1.01	0.99	0.93
TMLX080C16MP11	CF/CM/CU48C	1.04	1.05	0.98
TMLX080C16MP11	CF/CM/CU48D	1.02	0.98	0.94
TMLX100C16MP11	CF/CM/CU36C	1.01	0.97	0.95

**FURNACE MULTIPLIERS- 3 TON (Continued)**

Furnaces	Coil	T.C.	S.C.	KW
TMLX100C16MP11	CF/CM/CU36D	1.01	0.97	0.95
TMLX100C16MP11	CF/CM/CU42C	1.03	1.05	0.97
TMLX100C16MP11	CF/CM/CU42D	1.01	0.99	0.93
TMLX100C16MP11	CF/CM/CU48C	1.04	1.05	0.98
TMLX100C16MP11	CF/CM/CU48D	1.02	0.98	0.94
TMLX100C20MP11	CF/CM/CU36C	1.03	1.08	0.97
TMLX100C20MP11	CF/CM/CU36D	1.04	1.09	0.98
TMLX100C20MP11	CF/CM/CU42C	1.01	0.99	0.95
TMLX100C20MP11	CF/CM/CU42D	1.02	1.00	0.94
TMLX100C20MP11	CF/CM/CU48C	1.04	1.08	0.96
TMLX100C20MP11	CF/CM/CU48D	1.03	1.03	0.97
TMLX120C20MP11	CF/CM/CU36C	1.03	1.08	0.97
TMLX120C20MP11	CF/CM/CU36D	1.04	1.09	0.98
TMLX120C20MP11	CF/CM/CU42C	1.01	0.99	0.95
TMLX120C20MP11	CF/CM/CU42D	1.02	1.00	0.94
TMLX120C20MP11	CF/CM/CU48C	1.04	1.08	0.96
TMLX120C20MP11	CF/CM/CU48D	1.03	1.03	0.97
TP9C060B12MP12	CF/CM/CU36B	0.99	0.96	0.95
TP9C060B12MP12	CF42B	1.02	1.02	0.98
TP9C080B12MP12	CF/CM/CU36B	0.99	0.96	0.95
TP9C080B12MP12	CF42B	1.02	1.02	0.98
TP9C080C16MP12	CF/CM/CU36C	0.99	0.92	0.93
TP9C080C16MP12	CF/CM/CU42C	1.00	0.95	0.94
TP9C080C16MP12	CF/CM/CU48C	1.03	1.06	0.99
TP9C080C16MP12	CF/CM/CU48D	1.03	1.04	0.97
TP9C100C16MP12	CF/CM/CU36C	0.99	0.92	0.93
TP9C100C16MP12	CF/CM/CU42C	1.00	0.95	0.94
TP9C100C16MP12	CF/CM/CU48C	1.03	1.06	0.99
TP9C100C16MP12	CF/CM/CU48D	1.03	1.04	0.97
TP9C100C20MP12	CF/CM/CU36C	1.01	0.96	0.96
TP9C100C20MP12	CF/CM/CU42C	1.03	1.06	0.99
TP9C100C20MP12	CF/CM/CU48C	1.03	1.04	0.99
TP9C100C20MP12	CF/CM/CU48D	1.03	1.06	0.99
TP9C120D20MP12	CF/CM/CU36D	1.02	1.00	0.94
TP9C120D20MP12	CF/CM/CU42D	1.02	1.01	0.96
TP9C120D20MP12	CF/CM/CU48D	1.04	1.06	0.98
TPLC060A12MP12	CF/CM36A	0.98	0.91	0.98
TPLC080B12MP12	CF/CM/CU36B	0.99	0.95	0.97
TPLC080B12MP12	CF42B	0.99	0.94	0.95
TPLC080C16MP12	CF/CM/CU36C	1.01	0.99	0.95
TPLC080C16MP12	CF/CM/CU42C	1.03	1.09	0.99
TPLC080C16MP12	CF/CM/CU48C	1.01	0.97	0.95
TPLC080C16MP12	CF/CM/CU48D	1.01	0.97	0.95
TPLC100C16MP12	CF/CM/CU36C	1.01	0.99	0.95
TPLC100C16MP12	CF/CM/CU42C	1.03	1.09	0.99
TPLC100C16MP12	CF/CM/CU48C	1.01	0.97	0.95
TPLC100C16MP12	CF/CM/CU48D	1.01	0.97	0.95
TPLC100C20MP12	CF/CM/CU36C	1.01	0.98	0.96

**FURNACE MULTIPLIERS- 3 TON (Continued)**

Furnaces	Coil	T.C.	S.C.	KW
TPLC100C20MP12	CF/CM/CU42C	1.01	1.00	0.95
TPLC100C20MP12	CF/CM/CU48C	1.03	1.06	0.97
TPLC100C20MP12	CF/CM/CU48D	1.03	1.02	0.94
TPLC120C20MP12	CF/CM/CU36C	1.01	0.98	0.96
TPLC120C20MP12	CF/CM/CU42C	1.01	1.00	0.95
TPLC120C20MP12	CF/CM/CU48C	1.03	1.06	0.97
TPLC120C20MP12	CF/CM/CU48D	1.03	1.02	0.94
CP9C060B12MP12	CF/CM/CU36B	0.99	0.96	0.95
CP9C060B12MP12	CF42B	1.02	1.02	0.98
CP9C080B12MP12	CF/CM/CU36B	0.99	0.96	0.95
CP9C080B12MP12	CF42B	1.02	1.02	0.98
CP9C080C16MP12	CF/CM/CU36C	0.99	0.92	0.93
CP9C080C16MP12	CF/CM/CU42C	1.00	0.95	0.94
CP9C080C16MP12	CF/CM/CU48C	1.03	1.06	0.99
CP9C080C16MP12	CF/CM/CU48D	1.03	1.04	0.97
CP9C100C16MP12	CF/CM/CU36C	0.99	0.92	0.93
CP9C100C16MP12	CF/CM/CU42C	1.00	0.95	0.94
CP9C100C16MP12	CF/CM/CU48C	1.03	1.06	0.99
CP9C100C16MP12	CF/CM/CU48D	1.03	1.04	0.97
CP9C100C20MP12	CF/CM/CU36C	1.01	0.96	0.96
CP9C100C20MP12	CF/CM/CU42C	1.03	1.06	0.99
CP9C100C20MP12	CF/CM/CU48C	1.03	1.04	0.99
CP9C100C20MP12	CF/CM/CU48D	1.03	1.06	0.99
CP9C120D20MP12	CF/CM/CU36D	1.02	1.00	0.94
CP9C120D20MP12	CF/CM/CU42D	1.02	1.01	0.96
CP9C120D20MP12	CF/CM/CU48D	1.04	1.06	0.98
CPLC060A12MP12	CF/CM36A	0.98	0.91	0.98
CPLC080B12MP12	CF/CM/CU36B	0.99	0.95	0.97
CPLC080B12MP12	CF42B	0.99	0.94	0.95
CPLC080C16MP12	CF/CM/CU36C	1.01	0.99	0.95
CPLC080C16MP12	CF/CM/CU42C	1.03	1.09	0.99
CPLC080C16MP12	CF/CM/CU48C	1.01	0.97	0.95
CPLC080C16MP12	CF/CM/CU48D	1.01	0.97	0.95
CPLC100C16MP12	CF/CM/CU36C	1.01	0.99	0.95
CPLC100C16MP12	CF/CM/CU42C	1.03	1.09	0.99
CPLC100C16MP12	CF/CM/CU48C	1.01	0.97	0.95
CPLC100C16MP12	CF/CM/CU48D	1.01	0.97	0.95
CPLC100C20MP12	CF/CM/CU36C	1.01	0.98	0.96
CPLC100C20MP12	CF/CM/CU42C	1.01	1.00	0.95
CPLC100C20MP12	CF/CM/CU48C	1.03	1.06	0.97
CPLC100C20MP12	CF/CM/CU48D	1.03	1.02	0.94
CPLC120C20MP12	CF/CM/CU36C	1.01	0.98	0.96
CPLC120C20MP12	CF/CM/CU42C	1.01	1.00	0.95
CPLC120C20MP12	CF/CM/CU48C	1.03	1.06	0.97
CPLC120C20MP12	CF/CM/CU48D	1.03	1.02	0.94

**PERFORMANCE DATA - 3 TON 575 Volt**

CONDENSER-ONLY DATA (OUTDOOR UNIT)																		
MODEL	SATURATED SUCTION @ COMPRESSOR		Outdoor Ambient Temperature															
			55 °F		65 °F		75 °F		85 °F		95 °F		105 °F		115 °F		125 °F	
	T (°F)	P (PSIG)	MBH	KW	MBH	KW	MBH	KW	MBH	KW	MBH	KW	MBH	KW	MBH	KW	MBH	KW
TCD36B51S	35	107	35.0	1.91	31.9	2.09	28.9	2.27	26.1	2.44	23.4	2.59	20.7	2.72	18.0	2.82	15.3	2.89
	40	118	39.2	1.87	35.9	2.08	32.8	2.29	29.7	2.48	26.7	2.66	23.7	2.82	20.7	2.95	17.8	3.03
	45	130	43.8	1.82	40.3	2.06	36.9	2.29	33.6	2.51	30.3	2.71	27.0	2.90	23.8	3.05	20.5	3.16
	50	142	48.6	1.77	44.9	2.02	41.3	2.28	37.7	2.52	34.2	2.74	30.6	2.96	27.0	3.14	23.4	3.27
	55	156	53.7	1.70	49.8	1.98	46.0	2.26	42.2	2.52	38.3	2.76	34.4	3.00	30.5	3.21	26.5	3.37

**Notes:**

- For Outdoor Unit (Condenser) performance only. Data does not include the effects of air handler power or heat.
- Performance based on 15°F subcooling and 15°F superheat at the Outdoor Unit base valves.
  - Increase capacity by 1% for each 2°F increase in subcooling.
  - Decrease capacity by 1% for each 2°F decrease in subcooling.
- Maximum recommended condensing temperature is 140°F.

COOLING PERFORMANCE DATA																
OUTDOOR UNIT MODEL NO.			TCD36B51S													
INDOOR COIL MODEL NO.			CF36BXA1													
AIR TEMP. ENTERING OUTDOOR UNIT (°F)	AIR CFM	1000					1200					1400				
	ID DB (°F)	80	80	75	80	80	80	80	75	80	80	80	80	75	80	80
	ID WB (°F)	57	62	62	67	72	57	62	62	67	72	57	62	62	67	72
55	T.C.	36.1	40.5	40.6	43.6	46.2	38.4	41.7	41.9	47.0	46.5	40.6	43.0	43.3	50.4	46.9
	S.C.	36.0	32.5	27.5	27.0	21.2	38.2	35.2	29.9	28.6	21.9	40.4	38.0	32.2	30.2	22.6
	KW	2.04	2.01	2.02	1.99	1.98	2.09	2.08	2.08	2.06	2.06	2.14	2.14	2.14	2.13	2.13
65	T.C.	34.0	37.6	38.1	41.7	45.1	36.2	38.9	39.4	43.9	45.7	38.5	40.1	40.7	46.2	46.3
	S.C.	33.9	30.5	26.2	26.1	20.8	36.1	33.4	28.4	28.0	21.8	38.3	36.3	30.7	30.0	22.8
	KW	2.22	2.22	2.23	2.21	2.20	2.29	2.29	2.29	2.28	2.28	2.35	2.36	2.36	2.35	2.35
75	T.C.	31.9	34.7	35.7	39.7	44.1	34.1	36.0	36.9	40.8	44.8	36.3	37.3	38.0	41.9	45.6
	S.C.	31.7	28.6	24.8	25.1	20.3	34.0	31.6	27.0	27.4	21.6	36.2	34.7	29.2	29.8	22.9
	KW	2.41	2.42	2.43	2.43	2.42	2.48	2.50	2.50	2.50	2.49	2.56	2.57	2.57	2.57	2.56
85	T.C.	29.6	32.1	32.8	36.6	41.0	31.8	33.3	34.0	37.7	41.9	33.9	34.5	35.2	38.9	42.8
	S.C.	29.5	27.3	23.4	23.7	19.2	31.6	30.0	25.6	26.0	20.6	33.7	32.6	27.8	28.3	22.0
	KW	2.59	2.62	2.62	2.65	2.66	2.68	2.70	2.70	2.72	2.74	2.77	2.78	2.78	2.80	2.81
95	T.C.	27.4	29.5	29.8	33.4	38.0	29.4	30.6	31.1	34.6	39.0	31.5	31.7	32.4	35.8	39.9
	S.C.	27.2	26.1	22.1	22.3	18.1	29.3	28.3	24.2	24.6	19.6	31.3	30.6	26.4	26.9	21.0
	KW	2.76	2.81	2.81	2.86	2.90	2.87	2.90	2.90	2.94	2.98	2.97	2.99	2.99	3.03	3.06
105	T.C.	25.7	27.0	27.2	30.4	34.6	27.5	28.1	28.2	31.4	35.5	29.3	29.2	29.2	32.4	36.3
	S.C.	25.6	24.7	21.2	21.3	17.0	27.4	26.6	23.2	23.5	18.4	29.1	28.4	25.2	25.7	19.8
	KW	2.98	3.01	3.00	3.06	3.12	3.08	3.10	3.09	3.15	3.21	3.18	3.19	3.17	3.23	3.29
115	T.C.	24.2	24.5	24.8	27.6	31.3	25.7	25.7	25.5	28.4	32.0	27.2	26.8	26.1	29.2	32.8
	S.C.	24.1	23.3	20.3	20.4	15.9	25.5	24.8	22.2	22.5	17.2	27.0	26.4	24.1	24.5	18.6
	KW	3.19	3.20	3.19	3.25	3.34	3.28	3.29	3.27	3.34	3.43	3.38	3.39	3.36	3.43	3.52
125	T.C.	22.6	22.1	22.3	24.7	28.0	23.8	23.2	22.7	25.3	28.6	25.0	24.4	23.0	25.9	29.3
	S.C.	22.5	22.0	19.4	19.4	14.8	23.7	23.1	21.2	21.4	16.1	24.9	24.3	22.9	23.3	17.3
	KW	3.40	3.39	3.37	3.44	3.56	3.49	3.48	3.45	3.54	3.65	3.58	3.58	3.54	3.63	3.74
ALL CAPACITIES INCLUDE INDOOR FAN HEAT. KW VALUES ARE FOR THE SYSTEM (OUTDOOR + INDOOR).																
Green shaded cells are ACCA (TVA) conditions.																
Blue shaded cells are AHRI conditions.																

**Multipliers for determining the performance with other indoor sections.**

**NOTE:** For dry bulb temperatures different than those listed (between 73-87 °F), sensible capacity increases by 1060 BTUH per 1000 CFM per degree above the listed temperature and decreases by 1060 BTUH per 1000 CFM per degree below the listed temperature.

**COIL MULTIPLIERS- 3 TON**

Air Handler	Coil	T.C.	S.C.	KW
–	CF/CM/CU36B	1.00	1.00	1.00
–	CF/CM/CU36C	1.01	1.00	1.01
–	CF/CM/CU36D	1.01	1.00	1.01
–	CF42B	1.01	1.02	1.03
–	CF/CM/CU42C	1.01	1.02	1.03
–	CF/CM/CU42D	1.01	1.02	1.03
–	CF/CM/CU48C	1.02	1.02	1.02
–	CF/CM/CU48D	1.02	1.02	1.02
AE36BX21	–	0.99	0.94	0.95
AE36CX21	–	1.03	1.05	0.95
AE42CX21	–	1.03	1.05	0.97
AE48CX21	–	1.04	1.06	0.96
AE48DX21	–	1.04	1.06	0.96
AP36BX21	–	0.98	0.92	0.98
AP36CX21	–	1.01	1.03	1.01
AP42CX21	–	1.01	1.03	1.03
AP48CX21	–	1.02	1.02	1.02
AP48DX21	–	1.03	1.08	1.03
AVC36BX21	–	1.00	0.96	0.96
AVC36CX21	–	1.02	1.02	0.94
AVC42CX21	–	1.03	1.02	0.95
AVC48CX21	–	1.02	0.99	0.94
AVC48DX21	–	1.04	1.11	0.96
ME12BN21	CF/CM36B	1.00	0.96	0.96
ME12BN21	CF42B	0.99	0.94	0.95
ME14DN21	CF/CM36D	1.04	1.06	0.98
ME14DN21	CF/CM42D	1.03	1.06	0.95
ME14DN21	CF/CM48D	1.04	1.05	0.96
ME16CN21	CF/CM36C	1.03	1.05	0.95
ME16CN21	CF/CM42C	1.03	1.06	0.95
ME16CN21	CF/CM48C	1.04	1.06	0.96
ME20DN21	CF/CM36D	1.03	1.08	1.01
ME20DN21	CF/CM42D	1.03	1.09	1.01
ME20DN21	CF/CM48D	1.04	1.09	1.00
MVC08BN21	CF42B	0.99	0.94	0.95
MVC12BN21	CF/CM36B	0.99	0.95	0.95
MVC12BN21	CF42B	0.99	0.94	0.95
MVC14DN21	CF/CM36D	0.99	0.93	0.92
MVC14DN21	CF/CM42D	1.04	1.08	0.96
MVC14DN21	CF/CM48D	1.03	1.02	0.95
MVC16CN21	CF/CM36C	1.01	0.99	0.93
MVC16CN21	CF/CM42C	1.04	1.07	0.96
MVC16CN21	CF/CM48C	1.04	1.05	0.96
MVC20DN21	CF/CM36D	1.02	1.00	0.94
MVC20DN21	CF/CM42D	1.02	1.05	0.96
MVC20DN21	CF/CM48D	1.04	1.05	0.96

**FURNACE MULTIPLIERS- 3 TON**

Furnaces	Coil	T.C.	S.C.	KW
TM8V060A12MP11	CF/CM36A	0.98	0.91	0.98
TM8V080B12MP11	CF/CM/CU36B	0.99	0.94	0.97
TM8V080B12MP11	CF42B	0.99	0.93	0.97
TM8V080C16MP11	CF/CM/CU36C	1.01	0.98	0.95
TM8V080C16MP11	CF/CM/CU42C	1.03	1.09	0.99
TM8V080C16MP11	CF/CM/CU48C	1.01	0.97	0.95

**FURNACE MULTIPLIERS- 3 TON (Continued)**

Furnaces	Coil	T.C.	S.C.	KW
TM8V080C16MP11	CF/CM/CU48D	1.01	0.97	0.95
TM8V100C16MP11	CF/CM/CU36C	1.01	0.98	0.95
TM8V100C16MP11	CF/CM/CU42C	1.03	1.09	0.99
TM8V100C16MP11	CF/CM/CU48C	1.01	0.97	0.95
TM8V100C16MP11	CF/CM/CU48D	1.01	0.97	0.95
TM8V100C20MP11	CF/CM/CU36C	1.01	0.98	0.96
TM8V100C20MP11	CF/CM/CU42C	1.01	1.00	0.95
TM8V100C20MP11	CF/CM/CU48C	1.03	1.06	0.97
TM8V100C20MP11	CF/CM/CU48D	1.03	1.02	0.93
TM8V120C20MP11	CF/CM/CU36C	1.01	0.98	0.96
TM8V120C20MP11	CF/CM/CU42C	1.01	1.00	0.95
TM8V120C20MP11	CF/CM/CU48C	1.03	1.06	0.97
TM8V120C20MP11	CF/CM/CU48D	1.03	1.02	0.93
TM8X060A12MP11	CF/CM36A	0.98	0.92	0.94
TM8X080B12MP11	CF/CM/CU36B	0.99	0.92	0.95
TM8X080B12MP11	CF42B	0.99	0.94	0.95
TM8X080C16MP11	CF/CM/CU36C	1.00	0.96	0.94
TM8X080C16MP11	CF/CM/CU36D	1.01	0.97	0.95
TM8X080C16MP11	CF/CM/CU42C	1.03	1.05	0.97
TM8X080C16MP11	CF/CM/CU42D	1.02	0.99	0.94
TM8X080C16MP11	CF/CM/CU48C	1.03	1.05	0.97
TM8X080C16MP11	CF/CM/CU48D	1.02	0.99	0.94
TM8X100C16MP11	CF/CM/CU36C	1.00	0.96	0.94
TM8X100C16MP11	CF/CM/CU36D	1.01	0.97	0.95
TM8X100C16MP11	CF/CM/CU42C	1.03	1.05	0.97
TM8X100C16MP11	CF/CM/CU42D	1.02	0.99	0.94
TM8X100C16MP11	CF/CM/CU48C	1.03	1.05	0.97
TM8X100C16MP11	CF/CM/CU48D	1.02	0.99	0.94
TM8X100C20MP11	CF/CM/CU36C	1.03	1.08	0.97
TM8X100C20MP11	CF/CM/CU36D	1.03	1.09	0.97
TM8X100C20MP11	CF/CM/CU42C	1.02	0.99	0.96
TM8X100C20MP11	CF/CM/CU42D	1.02	1.00	0.94
TM8X100C20MP11	CF/CM/CU48C	1.04	1.09	0.96
TM8X100C20MP11	CF/CM/CU48D	1.03	1.03	0.97
TM8X120C20MP11	CF/CM/CU36C	1.03	1.08	0.97
TM8X120C20MP11	CF/CM/CU36D	1.03	1.09	0.97
TM8X120C20MP11	CF/CM/CU42C	1.02	0.99	0.96
TM8X120C20MP11	CF/CM/CU42D	1.02	1.00	0.94
TM8X120C20MP11	CF/CM/CU48C	1.04	1.09	0.96
TM8X120C20MP11	CF/CM/CU48D	1.03	1.03	0.97
TM8Y060A12MP11	CF/CM36A	0.98	0.92	0.94
TM8Y080B12MP11	CF/CM/CU36B	0.99	0.92	0.95
TM8Y080B12MP11	CF42B	0.99	0.94	0.95
TM8Y080C16MP11	CF/CM/CU36C	1.00	0.96	0.94
TM8Y080C16MP11	CF/CM/CU36D	1.01	0.97	0.95
TM8Y080C16MP11	CF/CM/CU42C	1.03	1.05	0.97
TM8Y080C16MP11	CF/CM/CU42D	1.02	0.99	0.94
TM8Y080C16MP11	CF/CM/CU48C	1.03	1.05	0.97
TM8Y080C16MP11	CF/CM/CU48D	1.02	0.99	0.94
TM8Y100C16MP11	CF/CM/CU36C	1.00	0.96	0.94
TM8Y100C16MP11	CF/CM/CU36D	1.01	0.97	0.95
TM8Y100C16MP11	CF/CM/CU42C	1.03	1.05	0.97
TM8Y100C16MP11	CF/CM/CU42D	1.02	0.99	0.94
TM8Y100C16MP11	CF/CM/CU48C	1.03	1.05	0.97
TM8Y100C16MP11	CF/CM/CU48D	1.02	0.99	0.94

**FURNACE MULTIPLIERS- 3 TON (Continued)**

<b>Furnaces</b>	<b>Coil</b>	<b>T.C.</b>	<b>S.C.</b>	<b>KW</b>
TM8Y100C20MP11	CF/CM/CU36C	1.03	1.08	0.97
TM8Y100C20MP11	CF/CM/CU36D	1.03	1.09	0.97
TM8Y100C20MP11	CF/CM/CU42C	1.02	0.99	0.96
TM8Y100C20MP11	CF/CM/CU42D	1.02	1.00	0.94
TM8Y100C20MP11	CF/CM/CU48C	1.04	1.09	0.96
TM8Y100C20MP11	CF/CM/CU48D	1.03	1.03	0.97
TM8Y120C20MP11	CF/CM/CU36C	1.03	1.08	0.97
TM8Y120C20MP11	CF/CM/CU36D	1.03	1.09	0.97
TM8Y120C20MP11	CF/CM/CU42C	1.02	0.99	0.96
TM8Y120C20MP11	CF/CM/CU42D	1.02	1.00	0.94
TM8Y120C20MP11	CF/CM/CU48C	1.04	1.09	0.96
TM8Y120C20MP11	CF/CM/CU48D	1.03	1.03	0.97
TM9E060B12MP11	CF/CM/CU36B	0.98	0.92	0.94
TM9E060B12MP11	CF42B	0.99	0.94	0.95
TM9E080B12MP11	CF/CM/CU36B	0.98	0.92	0.94
TM9E080B12MP11	CF42B	0.99	0.94	0.95
TM9E080C16MP11	CF/CM/CU36C	1.01	0.97	0.96
TM9E080C16MP11	CF/CM/CU36D	1.01	0.97	0.95
TM9E080C16MP11	CF/CM/CU42C	1.01	0.99	0.95
TM9E080C16MP11	CF/CM/CU42D	1.01	0.99	0.95
TM9E080C16MP11	CF/CM/CU48C	1.01	0.98	0.95
TM9E080C16MP11	CF/CM/CU48D	1.01	0.97	0.95
TM9E100C16MP11	CF/CM/CU36C	1.01	0.97	0.96
TM9E100C16MP11	CF/CM/CU36D	1.01	0.97	0.95
TM9E100C16MP11	CF/CM/CU42C	1.01	0.99	0.95
TM9E100C16MP11	CF/CM/CU42D	1.01	0.99	0.95
TM9E100C16MP11	CF/CM/CU48C	1.01	0.98	0.95
TM9E100C16MP11	CF/CM/CU48D	1.01	0.97	0.95
TM9E100C20MP11	CF/CM/CU36C	0.99	0.93	0.93
TM9E100C20MP11	CF/CM/CU36D	0.99	0.93	0.92
TM9E100C20MP11	CF/CM/CU42C	1.03	1.06	0.97
TM9E100C20MP11	CF/CM/CU42D	0.99	0.94	0.92
TM9E100C20MP11	CF/CM/CU48C	1.01	0.94	0.93
TM9E100C20MP11	CF/CM/CU48D	1.01	0.94	0.93
TM9E120D20MP11	CF/CM/CU36D	1.03	1.06	0.97
TM9E120D20MP11	CF/CM/CU42D	1.04	1.08	0.98
TM9E120D20MP11	CF/CM/CU48D	1.04	1.07	0.96
TM9V060B12MP11	CF/CM/CU36B	0.99	0.96	0.95
TM9V060B12MP11	CF42B	1.01	1.02	0.97
TM9V080B12MP11	CF/CM/CU36B	0.99	0.96	0.95
TM9V080B12MP11	CF42B	1.01	1.02	0.97
TM9V080C16MP11	CF/CM/CU36C	0.99	0.92	0.93
TM9V080C16MP11	CF/CM/CU42C	0.99	0.94	0.93
TM9V080C16MP11	CF/CM/CU48C	1.03	1.07	0.99
TM9V080C16MP11	CF/CM/CU48D	1.03	1.05	0.97
TM9V100C16MP11	CF/CM/CU36C	0.99	0.92	0.93
TM9V100C16MP11	CF/CM/CU42C	0.99	0.94	0.93
TM9V100C16MP11	CF/CM/CU48C	1.03	1.07	0.99
TM9V100C16MP11	CF/CM/CU48D	1.03	1.05	0.97
TM9V100C20MP11	CF/CM/CU36C	1.00	0.96	0.96
TM9V100C20MP11	CF/CM/CU42C	1.03	1.06	0.99
TM9V100C20MP11	CF/CM/CU48C	1.03	1.04	0.99
TM9V100C20MP11	CF/CM/CU48D	1.03	1.06	0.99
TM9V120D20MP11	CF/CM/CU36D	1.02	1.01	0.94
TM9V120D20MP11	CF/CM/CU42D	1.02	1.00	0.96

**FURNACE MULTIPLIERS- 3 TON (Continued)**

<b>Furnaces</b>	<b>Coil</b>	<b>T.C.</b>	<b>S.C.</b>	<b>KW</b>
TM9V120D20MP11	CF/CM/CU48D	1.04	1.06	0.98
TM9Y060B12MP11	CF/CM/CU36B	0.98	0.92	0.94
TM9Y060B12MP11	CF42B	0.99	0.94	0.95
TM9Y080B12MP11	CF/CM/CU36B	0.98	0.92	0.94
TM9Y080B12MP11	CF42B	0.99	0.94	0.95
TM9Y080C16MP11	CF/CM/CU36C	1.01	0.97	0.96
TM9Y080C16MP11	CF/CM/CU36D	1.01	0.97	0.95
TM9Y080C16MP11	CF/CM/CU42C	1.01	0.99	0.95
TM9Y080C16MP11	CF/CM/CU42D	1.01	0.99	0.95
TM9Y080C16MP11	CF/CM/CU48C	1.01	0.98	0.95
TM9Y080C16MP11	CF/CM/CU48D	1.01	0.97	0.95
TM9Y100C16MP11	CF/CM/CU36C	1.01	0.97	0.96
TM9Y100C16MP11	CF/CM/CU36D	1.01	0.97	0.95
TM9Y100C16MP11	CF/CM/CU42C	1.01	0.99	0.95
TM9Y100C16MP11	CF/CM/CU42D	1.01	0.99	0.95
TM9Y100C16MP11	CF/CM/CU48C	1.01	0.98	0.95
TM9Y100C16MP11	CF/CM/CU48D	1.01	0.97	0.95
TM9Y100C20MP11	CF/CM/CU36C	0.99	0.93	0.93
TM9Y100C20MP11	CF/CM/CU36D	0.99	0.93	0.92
TM9Y100C20MP11	CF/CM/CU42C	1.03	1.06	0.97
TM9Y100C20MP11	CF/CM/CU42D	0.99	0.94	0.92
TM9Y100C20MP11	CF/CM/CU48C	1.01	0.94	0.93
TM9Y100C20MP11	CF/CM/CU48D	1.01	0.94	0.93
TM9Y120D20MP11	CF/CM/CU36D	1.03	1.06	0.97
TM9Y120D20MP11	CF/CM/CU42D	1.04	1.08	0.98
TM9Y120D20MP11	CF/CM/CU48D	1.04	1.07	0.96
TMLV060A12MP11	CF/CM36A	0.98	0.91	0.98
TMLV080B12MP11	CF/CM/CU36B	0.99	0.94	0.97
TMLV080B12MP11	CF42B	0.99	0.93	0.97
TMLV080C16MP11	CF/CM/CU36C	1.01	0.98	0.95
TMLV080C16MP11	CF/CM/CU42C	1.03	1.09	0.99
TMLV080C16MP11	CF/CM/CU48C	1.01	0.97	0.95
TMLV080C16MP11	CF/CM/CU48D	1.01	0.97	0.95
TMLV100C16MP11	CF/CM/CU36C	1.01	0.98	0.95
TMLV100C16MP11	CF/CM/CU42C	1.03	1.09	0.99
TMLV100C16MP11	CF/CM/CU48C	1.01	0.97	0.95
TMLV100C16MP11	CF/CM/CU48D	1.01	0.97	0.95
TMLV100C20MP11	CF/CM/CU36C	1.01	0.98	0.96
TMLV100C20MP11	CF/CM/CU42C	1.01	1.00	0.95
TMLV100C20MP11	CF/CM/CU48C	1.03	1.06	0.97
TMLV100C20MP11	CF/CM/CU48D	1.03	1.02	0.93
TMLV120C20MP11	CF/CM/CU36C	1.01	0.98	0.96
TMLV120C20MP11	CF/CM/CU42C	1.01	1.00	0.95
TMLV120C20MP11	CF/CM/CU48C	1.03	1.06	0.97
TMLV120C20MP11	CF/CM/CU48D	1.03	1.02	0.93
TMLX060A12MP11	CF/CM36A	0.98	0.92	0.94
TMLX080B12MP11	CF/CM/CU36B	0.99	0.92	0.95
TMLX080B12MP11	CF42B	0.99	0.94	0.95
TMLX080C16MP11	CF/CM/CU36C	1.00	0.96	0.94
TMLX080C16MP11	CF/CM/CU36D	1.01	0.97	0.95
TMLX080C16MP11	CF/CM/CU42C	1.03	1.05	0.97
TMLX080C16MP11	CF/CM/CU42D	1.02	0.99	0.94
TMLX080C16MP11	CF/CM/CU48C	1.03	1.05	0.97
TMLX080C16MP11	CF/CM/CU48D	1.02	0.99	0.94
TMLX100C16MP11	CF/CM/CU36C	1.00	0.96	0.94



**FURNACE MULTIPLIERS- 3 TON (Continued)**

Furnaces	Coil	T.C.	S.C.	KW
TMLX100C16MP11	CF/CM/CU36D	1.01	0.97	0.95
TMLX100C16MP11	CF/CM/CU42C	1.03	1.05	0.97
TMLX100C16MP11	CF/CM/CU42D	1.02	0.99	0.94
TMLX100C16MP11	CF/CM/CU48C	1.03	1.05	0.97
TMLX100C16MP11	CF/CM/CU48D	1.02	0.99	0.94
TMLX100C20MP11	CF/CM/CU36C	1.03	1.08	0.97
TMLX100C20MP11	CF/CM/CU36D	1.03	1.09	0.97
TMLX100C20MP11	CF/CM/CU42C	1.02	0.99	0.96
TMLX100C20MP11	CF/CM/CU42D	1.02	1.00	0.94
TMLX100C20MP11	CF/CM/CU48C	1.04	1.09	0.96
TMLX100C20MP11	CF/CM/CU48D	1.03	1.03	0.97
TMLX120C20MP11	CF/CM/CU36C	1.03	1.08	0.97
TMLX120C20MP11	CF/CM/CU36D	1.03	1.09	0.97
TMLX120C20MP11	CF/CM/CU42C	1.02	0.99	0.96
TMLX120C20MP11	CF/CM/CU42D	1.02	1.00	0.94
TMLX120C20MP11	CF/CM/CU48C	1.04	1.09	0.96
TMLX120C20MP11	CF/CM/CU48D	1.03	1.03	0.97
TP9C060B12MP12	CF/CM/CU36B	0.99	0.96	0.95
TP9C060B12MP12	CF42B	1.01	1.02	0.97
TP9C080B12MP12	CF/CM/CU36B	0.99	0.96	0.95
TP9C080B12MP12	CF42B	1.01	1.02	0.97
TP9C080C16MP12	CF/CM/CU36C	0.99	0.92	0.93
TP9C080C16MP12	CF/CM/CU42C	0.99	0.94	0.93
TP9C080C16MP12	CF/CM/CU48C	1.03	1.07	0.99
TP9C080C16MP12	CF/CM/CU48D	1.03	1.05	0.97
TP9C100C16MP12	CF/CM/CU36C	0.99	0.92	0.93
TP9C100C16MP12	CF/CM/CU42C	0.99	0.94	0.93
TP9C100C16MP12	CF/CM/CU48C	1.03	1.07	0.99
TP9C100C16MP12	CF/CM/CU48D	1.03	1.05	0.97
TP9C100C20MP12	CF/CM/CU36C	1.00	0.96	0.96
TP9C100C20MP12	CF/CM/CU42C	1.03	1.06	0.99
TP9C100C20MP12	CF/CM/CU48C	1.03	1.04	0.99
TP9C100C20MP12	CF/CM/CU48D	1.03	1.06	0.99
TP9C120D20MP12	CF/CM/CU36D	1.02	1.01	0.94
TP9C120D20MP12	CF/CM/CU42D	1.02	1.00	0.96
TP9C120D20MP12	CF/CM/CU48D	1.04	1.06	0.98
TPLC060A12MP12	CF/CM36A	0.98	0.91	0.98
TPLC080B12MP12	CF/CM/CU36B	0.99	0.94	0.97
TPLC080B12MP12	CF42B	0.99	0.93	0.97
TPLC080C16MP12	CF/CM/CU36C	1.01	0.98	0.95
TPLC080C16MP12	CF/CM/CU42C	1.03	1.09	0.99
TPLC080C16MP12	CF/CM/CU48C	1.01	0.97	0.95
TPLC080C16MP12	CF/CM/CU48D	1.01	0.97	0.95
TPLC100C16MP12	CF/CM/CU36C	1.01	0.98	0.95
TPLC100C16MP12	CF/CM/CU42C	1.03	1.09	0.99
TPLC100C16MP12	CF/CM/CU48C	1.01	0.97	0.95
TPLC100C16MP12	CF/CM/CU48D	1.01	0.97	0.95
TPLC100C20MP12	CF/CM/CU36C	1.01	0.98	0.96
TPLC100C20MP12	CF/CM/CU42C	1.01	1.00	0.95

**FURNACE MULTIPLIERS- 3 TON (Continued)**

Furnaces	Coil	T.C.	S.C.	KW
TPLC100C20MP12	CF/CM/CU42C	1.01	1.00	0.95
TPLC100C20MP12	CF/CM/CU48C	1.03	1.06	0.97
TPLC100C20MP12	CF/CM/CU48D	1.03	1.02	0.93
TPLC120C20MP12	CF/CM/CU36C	1.01	0.98	0.96
TPLC120C20MP12	CF/CM/CU42C	1.01	1.00	0.95
TPLC120C20MP12	CF/CM/CU48C	1.03	1.06	0.97
TPLC120C20MP12	CF/CM/CU48D	1.03	1.02	0.93
CP9C060B12MP12	CF/CM/CU36B	0.99	0.96	0.95
CP9C060B12MP12	CF42B	1.01	1.02	0.97
CP9C080B12MP12	CF/CM/CU36B	0.99	0.96	0.95
CP9C080B12MP12	CF42B	1.01	1.02	0.97
CP9C080C16MP12	CF/CM/CU36C	0.99	0.92	0.93
CP9C080C16MP12	CF/CM/CU42C	0.99	0.94	0.93
CP9C080C16MP12	CF/CM/CU48C	1.03	1.07	0.99
CP9C080C16MP12	CF/CM/CU48D	1.03	1.05	0.97
CP9C100C16MP12	CF/CM/CU36C	0.99	0.92	0.93
CP9C100C16MP12	CF/CM/CU42C	0.99	0.94	0.93
CP9C100C16MP12	CF/CM/CU48C	1.03	1.07	0.99
CP9C100C16MP12	CF/CM/CU48D	1.03	1.05	0.97
CP9C100C20MP12	CF/CM/CU36C	1.00	0.96	0.96
CP9C100C20MP12	CF/CM/CU42C	1.03	1.06	0.99
CP9C100C20MP12	CF/CM/CU48C	1.03	1.04	0.99
CP9C100C20MP12	CF/CM/CU48D	1.03	1.06	0.99
CP9C120D20MP12	CF/CM/CU36D	1.02	1.01	0.94
CP9C120D20MP12	CF/CM/CU42D	1.02	1.00	0.96
CP9C120D20MP12	CF/CM/CU48D	1.04	1.06	0.98
CPLC060A12MP12	CF/CM36A	0.98	0.91	0.98
CPLC080B12MP12	CF/CM/CU36B	0.99	0.94	0.97
CPLC080B12MP12	CF42B	0.99	0.93	0.97
CPLC080C16MP12	CF/CM/CU36C	1.01	0.98	0.95
CPLC080C16MP12	CF/CM/CU42C	1.03	1.09	0.99
CPLC080C16MP12	CF/CM/CU48C	1.01	0.97	0.95
CPLC080C16MP12	CF/CM/CU48D	1.01	0.97	0.95
CPLC100C16MP12	CF/CM/CU36C	1.01	0.98	0.95
CPLC100C16MP12	CF/CM/CU42C	1.03	1.09	0.99
CPLC100C16MP12	CF/CM/CU48C	1.01	0.97	0.95
CPLC100C16MP12	CF/CM/CU48D	1.01	0.97	0.95
CPLC100C20MP12	CF/CM/CU36C	1.01	0.98	0.96
CPLC100C20MP12	CF/CM/CU42C	1.01	1.00	0.95
CPLC100C20MP12	CF/CM/CU48C	1.03	1.06	0.97
CPLC100C20MP12	CF/CM/CU48D	1.03	1.02	0.93
CPLC120C20MP12	CF/CM/CU36C	1.01	0.98	0.96
CPLC120C20MP12	CF/CM/CU42C	1.01	1.00	0.95
CPLC120C20MP12	CF/CM/CU48C	1.03	1.06	0.97
CPLC120C20MP12	CF/CM/CU48D	1.03	1.02	0.93

**PERFORMANCE DATA - 3.5 TON 230 Volt**

CONDENSER-ONLY DATA (OUTDOOR UNIT)																		
MODEL	SATURATED SUCTION @ COMPRESSOR		Outdoor Ambient Temperature															
			55 °F		65 °F		75 °F		85 °F		95 °F		105 °F		115 °F		125 °F	
	T (°F)	P (PSIG)	MBH	KW	MBH	KW	MBH	KW	MBH	KW	MBH	KW	MBH	KW	MBH	KW	MBH	KW
TCD42B31S	35	107	40.5	2.19	36.8	2.45	33.3	2.68	30.0	2.88	26.8	3.03	23.5	3.16	20.1	3.25	16.5	3.31
	40	118	45.8	2.15	41.7	2.44	37.8	2.71	34.1	2.93	30.5	3.11	26.9	3.27	23.2	3.40	19.3	3.47
	45	130	51.7	2.11	47.1	2.43	42.8	2.72	38.7	2.97	34.7	3.18	30.7	3.37	26.6	3.52	22.4	3.62
	50	142	57.9	2.07	53.0	2.41	48.2	2.72	43.7	3.00	39.2	3.24	34.8	3.45	30.3	3.63	25.8	3.75
	55	156	64.7	2.03	59.2	2.39	54.1	2.72	49.2	3.02	44.2	3.28	39.4	3.52	34.5	3.73	29.5	3.87

**Notes:**

- For Outdoor Unit (Condenser) performance only. Data does not include the effects of air handler power or heat.
- Performance based on 15°F subcooling and 15°F superheat at the Outdoor Unit base valves.
  - Increase capacity by 1% for each 2°F increase in subcooling.
  - Decrease capacity by 1% for each 2°F decrease in subcooling.
- Maximum recommended condensing temperature is 140°F.

COOLING PERFORMANCE DATA																
OUTDOOR UNIT MODEL NO.			TCD42B31S													
INDOOR COIL MODEL NO.			CF42CXA1													
AIR TEMP. ENTERING OUTDOOR UNIT (°F)	AIR CFM	1200					1400					1600				
	ID DB (°F)	80	80	75	80	80	80	80	75	80	80	80	80	75	80	80
	ID WB (°F)	57	62	62	67	72	57	62	62	67	72	57	62	62	67	72
55	T.C.	42.5	47.3	46.9	51.1	53.6	44.8	48.3	48.3	51.8	53.5	47.1	49.3	49.7	52.5	53.5
	S.C.	42.5	39.5	33.6	32.9	25.5	44.8	42.5	35.9	34.2	26.3	47.1	45.4	38.1	35.6	27.2
	KW	2.39	2.36	2.37	2.34	2.34	2.45	2.43	2.43	2.41	2.41	2.51	2.49	2.50	2.48	2.47
65	T.C.	40.6	44.3	44.2	48.5	52.1	42.7	45.5	45.5	49.4	52.5	44.7	46.6	46.8	50.2	52.9
	S.C.	40.6	37.7	32.1	31.9	25.0	42.7	40.7	34.4	33.7	26.1	44.7	43.7	36.7	35.5	27.2
	KW	2.61	2.61	2.61	2.60	2.60	2.68	2.68	2.68	2.67	2.67	2.75	2.75	2.75	2.74	2.74
75	T.C.	38.7	41.4	41.6	46.0	50.6	40.6	42.7	42.8	46.9	51.5	42.4	43.9	43.9	47.8	52.4
	S.C.	38.7	35.9	30.5	31.0	24.5	40.6	38.9	32.9	33.2	25.9	42.4	41.9	35.2	35.4	27.3
	KW	2.84	2.85	2.85	2.86	2.86	2.91	2.93	2.93	2.93	2.93	2.99	3.01	3.00	3.00	3.01
85	T.C.	36.4	38.6	38.7	42.8	47.6	38.2	39.8	39.7	43.7	48.6	40.1	41.0	40.8	44.6	49.6
	S.C.	36.4	34.7	29.3	29.6	23.2	38.2	37.5	31.6	31.8	24.7	40.1	40.3	33.9	34.0	26.1
	KW	3.05	3.09	3.09	3.11	3.14	3.14	3.17	3.16	3.19	3.21	3.23	3.25	3.24	3.26	3.29
95	T.C.	34.1	35.7	35.8	39.5	44.5	35.9	36.9	36.7	40.5	45.6	37.8	38.1	37.6	41.5	46.7
	S.C.	34.1	33.4	28.0	28.2	22.0	35.9	36.0	30.3	30.4	23.5	37.8	38.1	32.6	32.5	25.0
	KW	3.27	3.32	3.32	3.36	3.41	3.37	3.40	3.40	3.45	3.49	3.47	3.49	3.48	3.53	3.57
105	T.C.	31.7	32.5	32.4	35.7	40.6	33.3	33.8	33.1	36.7	41.4	35.0	35.0	33.8	37.6	42.2
	S.C.	31.7	31.2	26.6	26.8	20.8	33.3	33.5	28.7	29.1	22.2	35.0	35.0	30.8	31.3	23.7
	KW	3.51	3.54	3.54	3.61	3.67	3.62	3.64	3.63	3.69	3.76	3.72	3.73	3.71	3.78	3.84
115	T.C.	29.4	29.4	29.0	32.0	36.8	30.8	30.7	29.6	32.9	37.4	32.2	32.1	30.1	33.9	37.9
	S.C.	29.4	29.1	25.2	25.5	19.6	30.8	30.7	27.1	27.8	21.0	32.2	32.1	29.0	30.1	22.4
	KW	3.75	3.76	3.76	3.84	3.93	3.85	3.86	3.85	3.93	4.01	3.95	3.96	3.93	4.02	4.10
125	T.C.	27.0	26.2	25.7	28.3	33.0	28.3	27.6	26.1	29.2	33.3	29.5	29.1	26.4	30.1	33.6
	S.C.	27.0	26.2	23.8	24.2	18.4	28.3	27.6	25.5	26.5	19.8	29.5	29.1	26.4	28.8	21.1
	KW	3.98	3.98	3.97	4.08	4.19	4.09	4.09	4.06	4.17	4.27	4.19	4.19	4.16	4.26	4.36
ALL CAPACITIES INCLUDE INDOOR FAN HEAT. KW VALUES ARE FOR THE SYSTEM (OUTDOOR + INDOOR).																
Green shaded cells are ACCA (TVA) conditions.																
Blue shaded cells are AHRI conditions.																

**Multipliers for determining the performance with other indoor sections.**

**NOTE:** For dry bulb temperatures different than those listed (between 73-87 °F), sensible capacity increases by 1060 BTUH per 1000 CFM per degree above the listed temperature and decreases by 1060 BTUH per 1000 CFM per degree below the listed temperature.

**COIL MULTIPLIERS- 3.5 TON**

Air Handler	Coil	T.C.	S.C.	KW
–	CF/CM/CU42C	1.00	1.00	1.00
–	CF/CM/CU42D	1.01	1.01	1.01
–	CF/CM/CU48C	1.01	1.01	1.01
–	CF/CM/CU48D	1.01	1.01	1.01
–	CF/CM/CU60C	1.01	1.02	1.01
–	CF/CM/CU60D	1.01	1.02	1.01
–	CF/CM64D	1.04	1.03	1.04
AE42CX21	–	1.02	1.02	0.98
AE48CX21	–	1.01	0.96	0.93
AE48DX21	–	1.01	0.97	0.93
AE60CX21	–	1.04	1.07	0.97
AP42CX21	–	0.99	0.94	1.01
AP48CX21	–	1.00	0.97	1.00
AP48DX21	–	1.01	0.99	1.01
AP60CX21	–	1.01	1.01	1.06
AP60DX21	–	1.01	1.01	1.06
AVC42CX21	–	1.01	0.98	0.97
AVC48CX21	–	1.01	0.96	0.95
AVC48DX21	–	1.02	0.99	0.94
AVC60CX21	–	1.02	0.99	0.96
ME14DN21	CF/CM42D	1.02	1.03	0.96
ME14DN21	CF/CM48D	1.02	1.02	0.96
ME14DN21	CF/CM60D	1.01	0.98	0.93
ME14DN21	CF/CM64D	1.04	1.03	0.95
ME16CN21	CF/CM42C	1.02	1.03	0.98
ME16CN21	CF/CM48C	1.01	0.97	0.93
ME16CN21	CF/CM60C	1.01	0.98	0.93
ME20DN21	CF/CM42D	1.04	1.05	0.97
ME20DN21	CF/CM48D	1.04	1.07	0.95
ME20DN21	CF/CM60D	1.04	1.05	0.95
ME20DN21	CF/CM64D	1.04	1.05	0.95
MVC12BN21	CF42B	0.99	0.91	0.99
MVC14DN21	CF/CM42D	1.02	1.03	0.96
MVC14DN21	CF/CM48D	1.02	1.01	0.94
MVC14DN21	CF/CM60D	1.01	0.97	0.95
MVC14DN21	CF/CM64D	1.04	1.01	0.95
MVC16CN21	CF/CM42C	1.00	0.97	0.94
MVC16CN21	CF/CM48C	1.01	0.99	0.95
MVC20DN21	CF/CM42D	1.00	0.97	0.96
MVC20DN21	CF/CM48D	1.02	0.99	0.96
MVC20DN21	CF/CM60D	1.01	0.97	0.93
MVC20DN21	CF/CM64D	1.04	0.99	0.95

**FURNACE MULTIPLIERS- 3.5 TON**

Furnaces	Coil	T.C.	S.C.	KW
TM8V080C16MP11	CF/CM/CU42C	1.01	0.99	0.99
TM8V080C16MP11	CF/CM/CU48C	1.01	0.99	0.97
TM8V080C16MP11	CF/CM/CU48D	1.01	0.99	0.97
TM8V080C16MP11	CF/CM/CU60C	1.02	1.01	0.98
TM8V080C16MP11	CF/CM64D	1.02	0.99	0.96
TM8V100C16MP11	CF/CM/CU42C	1.01	0.99	0.99
TM8V100C16MP11	CF/CM/CU48C	1.01	0.99	0.97
TM8V100C16MP11	CF/CM/CU48D	1.01	0.99	0.97
TM8V100C16MP11	CF/CM/CU60C	1.02	1.01	0.98
TM8V100C16MP11	CF/CM64D	1.02	0.99	0.96
TM8V100C20MP11	CF/CM/CU42C	1.00	0.96	0.96
TM8V100C20MP11	CF/CM/CU48C	1.01	0.99	0.97
TM8V100C20MP11	CF/CM/CU60C	1.02	1.03	0.98
TM8V100C20MP11	CF/CM/CU60D	1.00	0.95	0.96
TM8V100C20MP11	CF/CM64D	1.01	0.94	0.97
TM8V120C20MP11	CF/CM/CU42C	1.00	0.96	0.96
TM8V120C20MP11	CF/CM/CU48C	1.01	0.99	0.97
TM8V120C20MP11	CF/CM/CU60C	1.02	1.03	0.98
TM8V120C20MP11	CF/CM/CU60D	1.00	0.95	0.96
TM8V120C20MP11	CF/CM64D	1.01	0.94	0.97
TM8X080B12MP11	CF42B	0.96	0.89	0.94
TM8X080C16MP11	CF/CM/CU42D	1.01	1.02	0.99
TM8X080C16MP11	CF/CM/CU48C	1.02	1.02	1.00
TM8X080C16MP11	CF/CM/CU48D	1.02	1.02	1.00
TM8X080C16MP11	CF/CM/CU60C	1.00	0.93	0.96
TM8X080C16MP11	CF/CM/CU60D	1.00	0.93	0.96
TM8X080C16MP11	CF/CM64D	1.01	0.94	0.95
TM8X100C16MP11	CF/CM/CU42D	1.01	1.02	0.99
TM8X100C16MP11	CF/CM/CU48C	1.02	1.02	1.00
TM8X100C16MP11	CF/CM/CU48D	1.02	1.02	1.00
TM8X100C16MP11	CF/CM/CU60C	1.00	0.93	0.96
TM8X100C16MP11	CF/CM/CU60D	1.00	0.93	0.96
TM8X100C16MP11	CF/CM64D	1.01	0.94	0.95
TM8X100C20MP11	CF/CM/CU42C	1.02	1.03	0.98
TM8X100C20MP11	CF/CM/CU42D	1.01	0.98	0.95
TM8X100C20MP11	CF/CM/CU48C	1.01	0.98	0.95
TM8X100C20MP11	CF/CM/CU48D	1.02	0.99	0.96
TM8X100C20MP11	CF/CM/CU60C	1.02	0.99	0.96
TM8X100C20MP11	CF/CM/CU60D	1.02	0.99	0.96
TM8X100C20MP11	CF/CM64D	1.04	1.00	0.95
TM8X120C20MP11	CF/CM/CU42C	1.02	1.03	0.98
TM8X120C20MP11	CF/CM/CU42D	1.01	0.98	0.95
TM8X120C20MP11	CF/CM/CU48C	1.01	0.98	0.95
TM8X120C20MP11	CF/CM/CU48D	1.02	0.99	0.96
TM8X120C20MP11	CF/CM/CU60C	1.02	0.99	0.96
TM8X120C20MP11	CF/CM/CU60D	1.02	0.99	0.96
TM8X120C20MP11	CF/CM64D	1.04	1.00	0.95
TM8Y080B12MP11	CF42B	0.96	0.89	0.94
TM8Y080C16MP11	CF/CM/CU42D	1.01	1.02	0.99
TM8Y080C16MP11	CF/CM/CU48C	1.02	1.02	1.00
TM8Y080C16MP11	CF/CM/CU48D	1.02	1.02	1.00
TM8Y080C16MP11	CF/CM/CU60C	1.00	0.93	0.96
TM8Y080C16MP11	CF/CM/CU60D	1.00	0.93	0.96
TM8Y080C16MP11	CF/CM64D	1.01	0.94	0.95
TM8Y100C16MP11	CF/CM/CU42D	1.01	1.02	0.99

**FURNACE MULTIPLIERS- 3.5 TON (Continued)**

Furnaces	Coil	T.C.	S.C.	KW
TM8Y100C16MP11	CF/CM/CU48C	1.02	1.02	1.00
TM8Y100C16MP11	CF/CM/CU48D	1.02	1.02	1.00
TM8Y100C16MP11	CF/CM/CU60C	1.00	0.93	0.96
TM8Y100C16MP11	CF/CM/CU60D	1.00	0.93	0.96
TM8Y100C16MP11	CF/CM64D	1.01	0.94	0.95
TM8Y100C20MP11	CF/CM/CU42C	1.02	1.03	0.98
TM8Y100C20MP11	CF/CM/CU42D	1.01	0.98	0.95
TM8Y100C20MP11	CF/CM/CU48C	1.01	0.98	0.95
TM8Y100C20MP11	CF/CM/CU48D	1.02	0.99	0.96
TM8Y100C20MP11	CF/CM/CU60C	1.02	0.99	0.96
TM8Y100C20MP11	CF/CM/CU60D	1.02	0.99	0.96
TM8Y100C20MP11	CF/CM64D	1.04	1.00	0.95
TM8Y120C20MP11	CF/CM/CU42C	1.02	1.03	0.98
TM8Y120C20MP11	CF/CM/CU42D	1.01	0.98	0.95
TM8Y120C20MP11	CF/CM/CU48C	1.01	0.98	0.95
TM8Y120C20MP11	CF/CM/CU48D	1.02	0.99	0.96
TM8Y120C20MP11	CF/CM/CU60C	1.02	0.99	0.96
TM8Y120C20MP11	CF/CM/CU60D	1.02	0.99	0.96
TM8Y120C20MP11	CF/CM64D	1.04	1.00	0.95
TM9E080C16MP11	CF/CM/CU42D	1.01	0.99	0.99
TM9E080C16MP11	CF/CM/CU48C	1.01	0.99	0.99
TM9E080C16MP11	CF/CM64D	1.02	0.97	0.96
TM9E100C16MP11	CF/CM/CU42D	1.01	0.99	0.99
TM9E100C16MP11	CF/CM/CU48C	1.01	0.99	0.99
TM9E100C16MP11	CF/CM64D	1.02	0.97	0.96
TM9E100C20MP11	CF/CM/CU42C	1.00	0.96	0.96
TM9E100C20MP11	CF/CM/CU48C	1.00	0.96	0.96
TM9E100C20MP11	CF/CM/CU48D	1.00	0.96	0.96
TM9E100C20MP11	CF/CM/CU60C	1.01	0.97	0.97
TM9E100C20MP11	CF/CM/CU60D	1.01	0.98	0.97
TM9E100C20MP11	CF/CM64D	1.02	0.97	0.96
TM9E120D20MP11	CF/CM/CU42D	1.00	0.97	0.94
TM9E120D20MP11	CF/CM/CU48D	1.01	0.97	0.95
TM9E120D20MP11	CF/CM/CU60D	1.01	0.97	0.97
TM9E120D20MP11	CF/CM64D	1.02	0.97	0.94
TM9V060B12MP11	CF42B	0.99	0.91	0.97
TM9V080B12MP11	CF42B	0.99	0.91	0.97
TM9V080C16MP11	CF/CM/CU42C	1.00	0.97	0.98
TM9V080C16MP11	CF/CM/CU48C	1.01	0.98	0.97
TM9V080C16MP11	CF/CM/CU48D	1.02	1.03	0.98
TM9V080C16MP11	CF/CM/CU60C	1.00	0.93	0.96
TM9V080C16MP11	CF/CM/CU60D	1.02	1.05	1.00
TM9V080C16MP11	CF/CM64D	1.04	1.01	0.97
TM9V100C16MP11	CF/CM/CU42C	1.00	0.97	0.98
TM9V100C16MP11	CF/CM/CU48C	1.01	0.98	0.97
TM9V100C16MP11	CF/CM/CU48D	1.02	1.03	0.98
TM9V100C16MP11	CF/CM/CU60C	1.00	0.93	0.96
TM9V100C16MP11	CF/CM/CU60D	1.02	1.05	1.00
TM9V100C16MP11	CF/CM64D	1.04	1.01	0.97
TM9V100C20MP11	CF/CM/CU42C	1.00	0.97	0.98
TM9V100C20MP11	CF/CM/CU48C	1.01	0.97	0.97
TM9V100C20MP11	CF/CM/CU48D	1.01	0.99	0.97
TM9V100C20MP11	CF/CM/CU60C	1.01	0.99	0.97
TM9V100C20MP11	CF/CM/CU60D	1.01	0.98	0.97
TM9V100C20MP11	CF/CM64D	1.02	0.97	0.96

**FURNACE MULTIPLIERS- 3.5 TON (Continued)**

Furnaces	Coil	T.C.	S.C.	KW
TM9V120D20MP11	CF/CM/CU42D	1.01	0.99	0.97
TM9V120D20MP11	CF/CM/CU48D	1.01	0.99	0.97
TM9V120D20MP11	CF/CM/CU60D	1.01	0.98	0.97
TM9V120D20MP11	CF/CM64D	1.02	0.99	0.94
TM9Y080C16MP11	CF/CM/CU42D	1.01	0.99	0.99
TM9Y080C16MP11	CF/CM/CU48C	1.01	0.99	0.99
TM9Y080C16MP11	CF/CM64D	1.02	0.97	0.96
TM9Y100C16MP11	CF/CM/CU42D	1.01	0.99	0.99
TM9Y100C16MP11	CF/CM/CU48C	1.01	0.99	0.99
TM9Y100C16MP11	CF/CM64D	1.02	0.97	0.96
TM9Y100C20MP11	CF/CM/CU42C	1.00	0.96	0.96
TM9Y100C20MP11	CF/CM/CU48C	1.00	0.96	0.96
TM9Y100C20MP11	CF/CM/CU48D	1.00	0.96	0.96
TM9Y100C20MP11	CF/CM/CU60C	1.01	0.97	0.97
TM9Y100C20MP11	CF/CM/CU60D	1.01	0.98	0.97
TM9Y100C20MP11	CF/CM64D	1.02	0.97	0.96
TM9Y120D20MP11	CF/CM/CU42D	1.00	0.97	0.94
TM9Y120D20MP11	CF/CM/CU48D	1.01	0.97	0.95
TM9Y120D20MP11	CF/CM/CU60D	1.01	0.97	0.97
TM9Y120D20MP11	CF/CM64D	1.02	0.97	0.94
TMLV080C16MP11	CF/CM/CU42C	1.01	0.99	0.99
TMLV080C16MP11	CF/CM/CU48C	1.01	0.99	0.97
TMLV080C16MP11	CF/CM/CU48D	1.01	0.99	0.97
TMLV080C16MP11	CF/CM/CU60C	1.02	1.01	0.98
TMLV080C16MP11	CF/CM64D	1.02	0.99	0.96
TMLV100C16MP11	CF/CM/CU42C	1.01	0.99	0.99
TMLV100C16MP11	CF/CM/CU48C	1.01	0.99	0.97
TMLV100C16MP11	CF/CM/CU48D	1.01	0.99	0.97
TMLV100C16MP11	CF/CM/CU60C	1.02	1.01	0.98
TMLV100C16MP11	CF/CM64D	1.02	0.99	0.96
TMLV100C20MP11	CF/CM/CU42C	1.00	0.96	0.96
TMLV100C20MP11	CF/CM/CU48C	1.01	0.99	0.97
TMLV100C20MP11	CF/CM/CU60C	1.02	1.03	0.98
TMLV100C20MP11	CF/CM/CU60D	1.00	0.95	0.96
TMLV100C20MP11	CF/CM64D	1.01	0.94	0.97
TMLV120C20MP11	CF/CM/CU42C	1.00	0.96	0.96
TMLV120C20MP11	CF/CM/CU48C	1.01	0.99	0.97
TMLV120C20MP11	CF/CM/CU60C	1.02	1.03	0.98
TMLV120C20MP11	CF/CM/CU60D	1.00	0.95	0.96
TMLV120C20MP11	CF/CM64D	1.01	0.94	0.97
TMLX080B12MP11	CF42B	0.96	0.89	0.94
TMLX080C16MP11	CF/CM/CU42D	1.01	1.02	0.99
TMLX080C16MP11	CF/CM/CU48C	1.02	1.02	1.00
TMLX080C16MP11	CF/CM/CU48D	1.02	1.02	1.00
TMLX080C16MP11	CF/CM/CU60C	1.00	0.93	0.96
TMLX080C16MP11	CF/CM/CU60D	1.00	0.93	0.96
TMLX080C16MP11	CF/CM64D	1.01	0.94	0.95
TMLX100C16MP11	CF/CM/CU42D	1.01	1.02	0.99
TMLX100C16MP11	CF/CM/CU48C	1.02	1.02	1.00
TMLX100C16MP11	CF/CM/CU48D	1.02	1.02	1.00
TMLX100C16MP11	CF/CM/CU60C	1.00	0.93	0.96
TMLX100C16MP11	CF/CM/CU60D	1.00	0.93	0.96
TMLX100C16MP11	CF/CM64D	1.01	0.94	0.95
TMLX100C20MP11	CF/CM/CU42C	1.02	1.03	0.98
TMLX100C20MP11	CF/CM/CU42D	1.01	0.98	0.95

**FURNACE MULTIPLIERS- 3.5 TON (Continued)**

Furnaces	Coil	T.C.	S.C.	KW
TMLX100C20MP11	CF/CM/CU48C	1.01	0.98	0.95
TMLX100C20MP11	CF/CM/CU48D	1.02	0.99	0.96
TMLX100C20MP11	CF/CM/CU60C	1.02	0.99	0.96
TMLX100C20MP11	CF/CM/CU60D	1.02	0.99	0.96
TMLX100C20MP11	CF/CM64D	1.04	1.00	0.95
TMLX120C20MP11	CF/CM/CU42C	1.02	1.03	0.98
TMLX120C20MP11	CF/CM/CU42D	1.01	0.98	0.95
TMLX120C20MP11	CF/CM/CU48C	1.01	0.98	0.95
TMLX120C20MP11	CF/CM/CU48D	1.02	0.99	0.96
TMLX120C20MP11	CF/CM/CU60C	1.02	0.99	0.96
TMLX120C20MP11	CF/CM/CU60D	1.02	0.99	0.96
TMLX120C20MP11	CF/CM64D	1.04	1.00	0.95
TP9C060B12MP12	CF42B	0.99	0.91	0.97
TP9C080B12MP12	CF42B	0.99	0.91	0.97
TP9C080C16MP12	CF/CM/CU42C	1.00	0.97	0.98
TP9C080C16MP12	CF/CM/CU48C	1.01	0.98	0.97
TP9C080C16MP12	CF/CM/CU48D	1.02	1.03	0.98
TP9C080C16MP12	CF/CM/CU60C	1.00	0.93	0.96
TP9C080C16MP12	CF/CM/CU60D	1.02	1.05	1.00
TP9C080C16MP12	CF/CM64D	1.04	1.01	0.97
TP9C100C16MP12	CF/CM/CU42C	1.00	0.97	0.98
TP9C100C16MP12	CF/CM/CU48C	1.01	0.98	0.97
TP9C100C16MP12	CF/CM/CU48D	1.02	1.03	0.98
TP9C100C16MP12	CF/CM/CU60C	1.00	0.93	0.96
TP9C100C16MP12	CF/CM/CU60D	1.02	1.05	1.00
TP9C100C16MP12	CF/CM64D	1.04	1.01	0.97
TP9C100C20MP12	CF/CM/CU42C	1.00	0.97	0.98
TP9C100C20MP12	CF/CM/CU48C	1.01	0.97	0.97
TP9C100C20MP12	CF/CM/CU48D	1.01	0.99	0.97
TP9C100C20MP12	CF/CM/CU60C	1.01	0.99	0.97
TP9C100C20MP12	CF/CM/CU60D	1.01	0.98	0.97
TP9C100C20MP12	CF/CM64D	1.02	0.97	0.96
TP9C120D20MP12	CF/CM/CU42D	1.01	0.99	0.97
TP9C120D20MP12	CF/CM/CU48D	1.01	0.99	0.97
TP9C120D20MP12	CF/CM/CU60D	1.01	0.98	0.97
TP9C120D20MP12	CF/CM64D	1.02	0.99	0.94
TPLC080C16MP12	CF/CM/CU42C	1.01	0.99	0.99
TPLC080C16MP12	CF/CM/CU48C	1.01	0.99	0.97
TPLC080C16MP12	CF/CM/CU48D	1.01	0.99	0.97
TPLC080C16MP12	CF/CM/CU60C	1.02	1.01	0.98
TPLC080C16MP12	CF/CM64D	1.02	0.99	0.96
TPLC100C16MP12	CF/CM/CU42C	1.01	0.99	0.99
TPLC100C16MP12	CF/CM/CU48C	1.01	0.99	0.97
TPLC100C16MP12	CF/CM/CU48D	1.01	0.99	0.97
TPLC100C16MP12	CF/CM/CU60C	1.02	1.01	0.98
TPLC100C16MP12	CF/CM64D	1.02	0.99	0.96
TPLC100C20MP12	CF/CM/CU42C	1.00	0.96	0.96
TPLC100C20MP12	CF/CM/CU48C	1.01	0.99	0.97
TPLC100C20MP12	CF/CM/CU60C	1.02	1.03	0.98
TPLC100C20MP12	CF/CM/CU60D	1.00	0.95	0.96
TPLC100C20MP12	CF/CM64D	1.01	0.94	0.97

**FURNACE MULTIPLIERS- 3.5 TON (Continued)**

Furnaces	Coil	T.C.	S.C.	KW
TPLC120C20MP12	CF/CM/CU42C	1.00	0.96	0.96
TPLC120C20MP12	CF/CM/CU48C	1.01	0.99	0.97
TPLC120C20MP12	CF/CM/CU60C	1.02	1.03	0.98
TPLC120C20MP12	CF/CM/CU60D	1.00	0.95	0.96
TPLC120C20MP12	CF/CM64D	1.01	0.94	0.97
CP9C060B12MP12	CF42B	0.99	0.91	0.97
CP9C080B12MP12	CF42B	0.99	0.91	0.97
CP9C080C16MP12	CF/CM/CU42C	1.00	0.97	0.98
CP9C080C16MP12	CF/CM/CU48C	1.01	0.98	0.97
CP9C080C16MP12	CF/CM/CU48D	1.02	1.03	0.98
CP9C080C16MP12	CF/CM/CU60C	1.00	0.93	0.96
CP9C080C16MP12	CF/CM/CU60D	1.02	1.05	1.00
CP9C080C16MP12	CF/CM64D	1.04	1.01	0.97
CP9C100C16MP12	CF/CM/CU42C	1.00	0.97	0.98
CP9C100C16MP12	CF/CM/CU48C	1.01	0.98	0.97
CP9C100C16MP12	CF/CM/CU48D	1.02	1.03	0.98
CP9C100C16MP12	CF/CM/CU60C	1.00	0.93	0.96
CP9C100C16MP12	CF/CM/CU60D	1.02	1.05	1.00
CP9C100C16MP12	CF/CM64D	1.04	1.01	0.97
CP9C100C20MP12	CF/CM/CU42C	1.00	0.97	0.98
CP9C100C20MP12	CF/CM/CU48C	1.01	0.97	0.97
CP9C100C20MP12	CF/CM/CU48D	1.01	0.99	0.97
CP9C100C20MP12	CF/CM/CU60C	1.01	0.99	0.97
CP9C100C20MP12	CF/CM/CU60D	1.01	0.98	0.97
CP9C100C20MP12	CF/CM64D	1.02	0.97	0.96
CP9C120D20MP12	CF/CM/CU42D	1.01	0.99	0.97
CP9C120D20MP12	CF/CM/CU48D	1.01	0.99	0.97
CP9C120D20MP12	CF/CM/CU60D	1.01	0.98	0.97
CP9C120D20MP12	CF/CM64D	1.02	0.99	0.94
CPLC080C16MP12	CF/CM/CU42C	1.01	0.99	0.99
CPLC080C16MP12	CF/CM/CU48C	1.01	0.99	0.97
CPLC080C16MP12	CF/CM/CU48D	1.01	0.99	0.97
CPLC080C16MP12	CF/CM/CU60C	1.02	1.01	0.98
CPLC080C16MP12	CF/CM64D	1.02	0.99	0.96
CPLC100C16MP12	CF/CM/CU42C	1.01	0.99	0.99
CPLC100C16MP12	CF/CM/CU48C	1.01	0.99	0.97
CPLC100C16MP12	CF/CM/CU48D	1.01	0.99	0.97
CPLC100C16MP12	CF/CM/CU60C	1.02	1.01	0.98
CPLC100C16MP12	CF/CM64D	1.02	0.99	0.96
CPLC100C20MP12	CF/CM/CU42C	1.00	0.96	0.96
CPLC100C20MP12	CF/CM/CU48C	1.01	0.99	0.97
CPLC100C20MP12	CF/CM/CU60C	1.02	1.03	0.98
CPLC100C20MP12	CF/CM/CU60D	1.00	0.95	0.96
CPLC100C20MP12	CF/CM64D	1.01	0.94	0.97
CPLC120C20MP12	CF/CM/CU42C	1.00	0.96	0.96
CPLC120C20MP12	CF/CM/CU48C	1.01	0.99	0.97
CPLC120C20MP12	CF/CM/CU60C	1.02	1.03	0.98
CPLC120C20MP12	CF/CM/CU60D	1.00	0.95	0.96
CPLC120C20MP12	CF/CM64D	1.01	0.94	0.97

**PERFORMANCE DATA - 3.5 TON 460 Volt**

CONDENSER-ONLY DATA (OUTDOOR UNIT)																		
MODEL	SATURATED SUCTION @ COMPRESSOR		Outdoor Ambient Temperature															
			55 °F		65 °F		75 °F		85 °F		95 °F		105 °F		115 °F		125 °F	
	T (°F)	P (PSIG)	MBH	KW	MBH	KW	MBH	KW	MBH	KW	MBH	KW	MBH	KW	MBH	KW	MBH	KW
TCD42B41S	35	107	40.7	2.16	36.9	2.46	33.4	2.71	30.1	2.90	26.9	3.05	23.6	3.16	20.1	3.25	16.6	3.31
	40	118	46.0	2.11	41.8	2.45	37.9	2.73	34.2	2.96	30.6	3.14	27.0	3.28	23.3	3.40	19.4	3.47
	45	130	51.9	2.05	47.2	2.43	42.9	2.74	38.8	3.00	34.8	3.21	30.8	3.38	26.7	3.53	22.5	3.63
	50	142	58.3	2.00	53.2	2.39	48.4	2.74	43.8	3.03	39.4	3.27	34.9	3.47	30.4	3.64	25.9	3.77
	55	156	65.1	1.95	59.6	2.36	54.4	2.72	49.4	3.05	44.4	3.31	39.5	3.55	34.6	3.75	29.6	3.89

**Notes:**

- For Outdoor Unit (Condenser) performance only. Data does not include the effects of air handler power or heat.
- Performance based on 15°F subcooling and 15°F superheat at the Outdoor Unit base valves.
  - Increase capacity by 1% for each 2°F increase in subcooling.
  - Decrease capacity by 1% for each 2°F decrease in subcooling.
- Maximum recommended condensing temperature is 140°F.

COOLING PERFORMANCE DATA																
OUTDOOR UNIT MODEL NO.			TCD42B41S													
INDOOR COIL MODEL NO.			CF42CXA1													
AIR TEMP. ENTERING OUTDOOR UNIT (°F)	AIR CFM	1200					1400					1600				
	ID DB (°F)	80	80	75	80	80	80	80	75	80	80	80	80	75	80	80
	ID WB (°F)	57	62	62	67	72	57	62	62	67	72	57	62	62	67	72
55	T.C.	42.5	47.3	46.9	51.1	53.6	44.8	48.3	48.3	51.8	53.5	47.1	49.3	49.7	52.5	53.5
	S.C.	42.5	39.5	33.6	32.9	25.5	44.8	42.5	35.9	34.2	26.3	47.1	45.4	38.1	35.6	27.2
	KW	2.39	2.36	2.37	2.34	2.34	2.45	2.43	2.43	2.41	2.41	2.51	2.49	2.50	2.48	2.47
65	T.C.	40.6	44.3	44.2	48.5	52.1	42.7	45.5	45.5	49.4	52.5	44.7	46.6	46.8	50.2	52.9
	S.C.	40.6	37.7	32.1	31.9	25.0	42.7	40.7	34.4	33.7	26.1	44.7	43.7	36.7	35.5	27.2
	KW	2.61	2.61	2.61	2.60	2.60	2.68	2.68	2.68	2.67	2.67	2.75	2.75	2.75	2.74	2.74
75	T.C.	38.7	41.4	41.6	46.0	50.6	40.6	42.7	42.8	46.9	51.5	42.4	43.9	43.9	47.8	52.4
	S.C.	38.7	35.9	30.5	31.0	24.5	40.6	38.9	32.9	33.2	25.9	42.4	41.9	35.2	35.4	27.3
	KW	2.84	2.85	2.85	2.86	2.86	2.91	2.93	2.93	2.93	2.93	2.99	3.01	3.00	3.00	3.01
85	T.C.	36.4	38.6	38.7	42.8	47.6	38.2	39.8	39.7	43.7	48.6	40.1	41.0	40.8	44.6	49.6
	S.C.	36.4	34.7	29.3	29.6	23.2	38.2	37.5	31.6	31.8	24.7	40.1	40.3	33.9	34.0	26.1
	KW	3.05	3.09	3.09	3.11	3.14	3.14	3.17	3.16	3.19	3.21	3.23	3.25	3.24	3.26	3.29
95	T.C.	34.1	35.7	35.8	39.5	44.5	35.9	36.9	36.7	40.5	45.6	37.8	38.1	37.6	41.5	46.7
	S.C.	34.1	33.4	28.0	28.2	22.0	35.9	36.0	30.3	30.4	23.5	37.8	38.1	32.6	32.5	25.0
	KW	3.27	3.32	3.32	3.36	3.41	3.37	3.40	3.40	3.45	3.49	3.47	3.49	3.48	3.53	3.57
105	T.C.	31.7	32.5	32.4	35.7	40.6	33.3	33.8	33.1	36.7	41.4	35.0	35.0	33.8	37.6	42.2
	S.C.	31.7	31.2	26.6	26.8	20.8	33.3	33.5	28.7	29.1	22.2	35.0	35.0	30.8	31.3	23.7
	KW	3.51	3.54	3.54	3.61	3.67	3.62	3.64	3.63	3.69	3.76	3.72	3.73	3.71	3.78	3.84
115	T.C.	29.4	29.4	29.0	32.0	36.8	30.8	30.7	29.6	32.9	37.4	32.2	32.1	30.1	33.9	37.9
	S.C.	29.4	29.1	25.2	25.5	19.6	30.8	30.7	27.1	27.8	21.0	32.2	32.1	29.0	30.1	22.4
	KW	3.75	3.76	3.76	3.84	3.93	3.85	3.86	3.85	3.93	4.01	3.95	3.96	3.93	4.02	4.10
125	T.C.	27.0	26.2	25.7	28.3	33.0	28.3	27.6	26.1	29.2	33.3	29.5	29.1	26.4	30.1	33.6
	S.C.	27.0	26.2	23.8	24.2	18.4	28.3	27.6	25.5	26.5	19.8	29.5	29.1	26.4	28.8	21.1
	KW	3.98	3.98	3.97	4.08	4.19	4.09	4.09	4.06	4.17	4.27	4.19	4.19	4.16	4.26	4.36
ALL CAPACITIES INCLUDE INDOOR FAN HEAT. KW VALUES ARE FOR THE SYSTEM (OUTDOOR + INDOOR).																
Green shaded cells are ACCA (TVA) conditions.																
Blue shaded cells are AHRI conditions.																

**Multipliers for determining the performance with other indoor sections.**

**NOTE:** For dry bulb temperatures different than those listed (between 73-87 °F), sensible capacity increases by 1060 BTUH per 1000 CFM per degree above the listed temperature and decreases by 1060 BTUH per 1000 CFM per degree below the listed temperature.

**COIL MULTIPLIERS- 3.5 TON**

Air Handler	Coil	T.C.	S.C.	KW
–	CF/CM/CU42C	1.00	1.00	1.00
–	CF/CM/CU42D	1.01	1.01	1.01
–	CF/CM/CU48C	1.01	1.01	1.01
–	CF/CM/CU48D	1.01	1.01	1.01
–	CF/CM/CU60C	1.01	1.02	1.01
–	CF/CM/CU60D	1.01	1.02	1.01
–	CF/CM64D	1.04	1.03	1.04
AE42CX21	–	1.02	1.03	0.98
AE48CX21	–	1.01	0.97	0.93
AE48DX21	–	1.01	0.97	0.93
AE60CX21	–	1.04	1.05	0.97
AE60DX21	–	1.04	1.04	0.95
AP42CX21	–	0.99	0.94	1.01
AP48CX21	–	1.00	0.97	1.00
AP48DX21	–	1.01	0.99	1.01
AP60CX21	–	1.01	1.01	1.06
AP60DX21	–	1.01	1.01	1.06
AVC42CX21	–	1.01	0.98	0.97
AVC48CX21	–	1.01	0.96	0.95
AVC48DX21	–	1.02	0.99	0.94
AVC60CX21	–	1.02	0.99	0.96
AVC60DX21	–	1.02	0.97	0.94
ME14DN21	CF/CM42D	1.02	1.03	0.96
ME14DN21	CF/CM48D	1.02	1.03	0.96
ME14DN21	CF/CM60D	1.01	0.98	0.93
ME14DN21	CF/CM64D	1.04	1.03	0.95
ME16CN21	CF/CM42C	1.02	1.03	0.98
ME16CN21	CF/CM48C	1.01	0.97	0.93
ME16CN21	CF/CM60C	1.01	0.98	0.93
ME20DN21	CF/CM42D	1.04	1.05	0.97
ME20DN21	CF/CM48D	1.04	1.05	0.95
ME20DN21	CF/CM60D	1.04	1.06	0.95
ME20DN21	CF/CM64D	1.04	1.04	0.95
MVC12BN21	CF42B	0.99	0.91	0.99
MVC14DN21	CF/CM42D	1.02	1.02	0.96
MVC14DN21	CF/CM48D	1.02	1.01	0.94
MVC14DN21	CF/CM60D	1.01	0.97	0.95
MVC14DN21	CF/CM64D	1.04	1.01	0.95
MVC16CN21	CF/CM42C	1.00	0.96	0.94
MVC16CN21	CF/CM48C	1.01	0.98	0.95
MVC20DN21	CF/CM42D	1.00	0.96	0.96
MVC20DN21	CF/CM48D	1.02	0.99	0.96
MVC20DN21	CF/CM60D	1.01	0.98	0.93
MVC20DN21	CF/CM64D	1.04	0.99	0.95

**FURNACE MULTIPLIERS- 3.5 TON**

Furnaces	Coil	T.C.	S.C.	KW
TM8V080C16MP11	CF/CM/CU42C	1.00	0.99	0.98
TM8V080C16MP11	CF/CM/CU48C	1.01	0.99	0.97
TM8V080C16MP11	CF/CM/CU48D	1.01	0.99	0.97
TM8V080C16MP11	CF/CM/CU60C	1.02	1.01	0.98
TM8V080C16MP11	CF/CM64D	1.02	0.99	0.96
TM8V100C16MP11	CF/CM/CU42C	1.00	0.99	0.98
TM8V100C16MP11	CF/CM/CU48C	1.01	0.99	0.97
TM8V100C16MP11	CF/CM/CU48D	1.01	0.99	0.97

**FURNACE MULTIPLIERS- 3.5 TON (Continued)**

Furnaces	Coil	T.C.	S.C.	KW
TM8V100C16MP11	CF/CM/CU60C	1.02	1.01	0.98
TM8V100C16MP11	CF/CM64D	1.02	0.99	0.96
TM8V100C20MP11	CF/CM/CU42C	1.00	0.96	0.96
TM8V100C20MP11	CF/CM/CU48C	1.01	0.99	0.97
TM8V100C20MP11	CF/CM/CU60C	1.02	1.03	0.98
TM8V100C20MP11	CF/CM/CU60D	1.00	0.95	0.96
TM8V100C20MP11	CF/CM64D	1.01	0.93	0.97
TM8V120C20MP11	CF/CM/CU42C	1.00	0.96	0.96
TM8V120C20MP11	CF/CM/CU48C	1.01	0.99	0.97
TM8V120C20MP11	CF/CM/CU60C	1.02	1.03	0.98
TM8V120C20MP11	CF/CM/CU60D	1.00	0.95	0.96
TM8V120C20MP11	CF/CM64D	1.01	0.93	0.97
TM8X080B12MP11	CF42B	0.96	0.89	0.94
TM8X080C16MP11	CF/CM/CU42C	0.99	0.92	0.95
TM8X080C16MP11	CF/CM/CU42D	1.01	1.02	0.99
TM8X080C16MP11	CF/CM/CU48C	1.02	1.02	1.00
TM8X080C16MP11	CF/CM/CU48D	1.02	1.02	1.00
TM8X080C16MP11	CF/CM/CU60C	1.00	0.93	0.96
TM8X080C16MP11	CF/CM/CU60D	1.00	0.93	0.96
TM8X080C16MP11	CF/CM64D	1.01	0.93	0.95
TM8X100C16MP11	CF/CM/CU42C	0.99	0.92	0.95
TM8X100C16MP11	CF/CM/CU42D	1.01	1.02	0.99
TM8X100C16MP11	CF/CM/CU48C	1.02	1.02	1.00
TM8X100C16MP11	CF/CM/CU48D	1.02	1.02	1.00
TM8X100C16MP11	CF/CM/CU60C	1.00	0.93	0.96
TM8X100C16MP11	CF/CM/CU60D	1.00	0.93	0.96
TM8X100C16MP11	CF/CM64D	1.01	0.93	0.95
TM8X100C20MP11	CF/CM/CU42C	1.02	1.03	0.98
TM8X100C20MP11	CF/CM/CU42D	1.01	0.98	0.95
TM8X100C20MP11	CF/CM/CU48C	1.01	0.98	0.95
TM8X100C20MP11	CF/CM/CU60C	1.02	0.99	0.96
TM8X100C20MP11	CF/CM/CU60D	1.02	0.99	0.96
TM8X100C20MP11	CF/CM64D	1.04	1.00	0.95
TM8X120C20MP11	CF/CM/CU42C	1.02	1.03	0.98
TM8X120C20MP11	CF/CM/CU42D	1.01	0.98	0.95
TM8X120C20MP11	CF/CM/CU48C	1.01	0.98	0.95
TM8X120C20MP11	CF/CM/CU60C	1.02	0.99	0.96
TM8X120C20MP11	CF/CM/CU60D	1.02	0.99	0.96
TM8X120C20MP11	CF/CM64D	1.04	1.00	0.95
TM8Y080B12MP11	CF42B	0.96	0.89	0.94
TM8Y080C16MP11	CF/CM/CU42C	0.99	0.92	0.95
TM8Y080C16MP11	CF/CM/CU42D	1.01	1.02	0.99
TM8Y080C16MP11	CF/CM/CU48C	1.02	1.02	1.00
TM8Y080C16MP11	CF/CM/CU48D	1.02	1.02	1.00
TM8Y080C16MP11	CF/CM/CU60C	1.00	0.93	0.96
TM8Y080C16MP11	CF/CM/CU60D	1.00	0.93	0.96
TM8Y080C16MP11	CF/CM64D	1.01	0.93	0.95
TM8Y100C16MP11	CF/CM/CU42C	0.99	0.92	0.95
TM8Y100C16MP11	CF/CM/CU42D	1.01	1.02	0.99
TM8Y100C16MP11	CF/CM/CU48C	1.02	1.02	1.00
TM8Y100C16MP11	CF/CM/CU48D	1.02	1.02	1.00
TM8Y100C16MP11	CF/CM/CU60C	1.00	0.93	0.96
TM8Y100C16MP11	CF/CM/CU60D	1.00	0.93	0.96
TM8Y100C16MP11	CF/CM64D	1.01	0.93	0.95
TM8Y100C20MP11	CF/CM/CU42C	1.02	1.03	0.98



**FURNACE MULTIPLIERS- 3.5 TON (Continued)**

<b>Furnaces</b>	<b>Coil</b>	<b>T.C.</b>	<b>S.C.</b>	<b>KW</b>
TM8Y100C20MP11	CF/CM/CU42D	1.01	0.98	0.95
TM8Y100C20MP11	CF/CM/CU48C	1.01	0.98	0.95
TM8Y100C20MP11	CF/CM/CU60C	1.02	0.99	0.96
TM8Y100C20MP11	CF/CM/CU60D	1.02	0.99	0.96
TM8Y100C20MP11	CF/CM64D	1.04	1.00	0.95
TM8Y120C20MP11	CF/CM/CU42C	1.02	1.03	0.98
TM8Y120C20MP11	CF/CM/CU42D	1.01	0.98	0.95
TM8Y120C20MP11	CF/CM/CU48C	1.01	0.98	0.95
TM8Y120C20MP11	CF/CM/CU60C	1.02	0.99	0.96
TM8Y120C20MP11	CF/CM/CU60D	1.02	0.99	0.96
TM8Y120C20MP11	CF/CM64D	1.04	1.00	0.95
TM9E080C16MP11	CF/CM/CU42C	1.00	0.96	0.96
TM9E080C16MP11	CF/CM/CU42D	1.00	0.99	0.98
TM9E080C16MP11	CF/CM/CU48C	1.01	0.99	0.99
TM9E080C16MP11	CF/CM/CU48D	1.00	0.96	0.96
TM9E080C16MP11	CF/CM/CU60C	0.99	0.93	0.95
TM9E080C16MP11	CF/CM/CU60D	0.99	0.93	0.95
TM9E080C16MP11	CF/CM64D	1.02	0.98	0.96
TM9E100C16MP11	CF/CM/CU42C	1.00	0.96	0.96
TM9E100C16MP11	CF/CM/CU42D	1.00	0.99	0.98
TM9E100C16MP11	CF/CM/CU48C	1.01	0.99	0.99
TM9E100C16MP11	CF/CM/CU48D	1.00	0.96	0.96
TM9E100C16MP11	CF/CM/CU60C	0.99	0.93	0.95
TM9E100C16MP11	CF/CM/CU60D	0.99	0.93	0.95
TM9E100C16MP11	CF/CM64D	1.02	0.98	0.96
TM9E100C20MP11	CF/CM/CU42C	1.00	0.96	0.96
TM9E100C20MP11	CF/CM/CU42D	1.00	0.96	0.96
TM9E100C20MP11	CF/CM/CU48C	1.00	0.96	0.96
TM9E100C20MP11	CF/CM/CU48D	1.00	0.96	0.96
TM9E100C20MP11	CF/CM/CU60C	1.01	0.97	0.97
TM9E100C20MP11	CF/CM/CU60D	1.01	0.98	0.97
TM9E100C20MP11	CF/CM64D	1.02	0.98	0.96
TM9E120D20MP11	CF/CM/CU42D	1.00	0.96	0.94
TM9E120D20MP11	CF/CM/CU48D	1.01	0.97	0.95
TM9E120D20MP11	CF/CM/CU60D	1.01	0.97	0.97
TM9E120D20MP11	CF/CM64D	1.02	0.99	0.94
TM9V060B12MP11	CF42B	0.99	0.91	0.97
TM9V080B12MP11	CF42B	0.99	0.91	0.97
TM9V080C16MP11	CF/CM/CU42C	1.00	0.97	0.98
TM9V080C16MP11	CF/CM/CU48C	1.01	0.97	0.97
TM9V080C16MP11	CF/CM/CU48D	1.02	1.03	0.98
TM9V080C16MP11	CF/CM/CU60C	1.00	0.93	0.96
TM9V080C16MP11	CF/CM/CU60D	1.02	1.05	1.00
TM9V080C16MP11	CF/CM64D	1.04	1.01	0.97
TM9V100C16MP11	CF/CM/CU42C	1.00	0.97	0.98
TM9V100C16MP11	CF/CM/CU48C	1.01	0.97	0.97
TM9V100C16MP11	CF/CM/CU48D	1.02	1.03	0.98
TM9V100C16MP11	CF/CM/CU60C	1.00	0.93	0.96
TM9V100C16MP11	CF/CM/CU60D	1.02	1.05	1.00
TM9V100C16MP11	CF/CM64D	1.04	1.01	0.97
TM9V100C20MP11	CF/CM/CU42C	1.00	0.97	0.98
TM9V100C20MP11	CF/CM/CU48C	1.01	0.97	0.97
TM9V100C20MP11	CF/CM/CU48D	1.01	0.99	0.97
TM9V100C20MP11	CF/CM/CU60C	1.01	0.98	0.97
TM9V100C20MP11	CF/CM/CU60D	1.01	0.98	0.97

**FURNACE MULTIPLIERS- 3.5 TON (Continued)**

<b>Furnaces</b>	<b>Coil</b>	<b>T.C.</b>	<b>S.C.</b>	<b>KW</b>
TM9V100C20MP11	CF/CM64D	1.02	0.98	0.96
TM9V120D20MP11	CF/CM/CU42D	1.01	0.99	0.97
TM9V120D20MP11	CF/CM/CU48D	1.01	0.99	0.97
TM9V120D20MP11	CF/CM/CU60D	1.01	0.98	0.97
TM9V120D20MP11	CF/CM64D	1.02	0.98	0.94
TM9Y080C16MP11	CF/CM/CU42C	1.00	0.96	0.96
TM9Y080C16MP11	CF/CM/CU42D	1.00	0.99	0.98
TM9Y080C16MP11	CF/CM/CU48C	1.01	0.99	0.99
TM9Y080C16MP11	CF/CM/CU48D	1.00	0.96	0.96
TM9Y080C16MP11	CF/CM/CU60C	0.99	0.93	0.95
TM9Y080C16MP11	CF/CM/CU60D	0.99	0.93	0.95
TM9Y080C16MP11	CF/CM64D	1.02	0.98	0.96
TM9Y100C16MP11	CF/CM/CU42C	1.00	0.96	0.96
TM9Y100C16MP11	CF/CM/CU42D	1.00	0.99	0.98
TM9Y100C16MP11	CF/CM/CU48C	1.01	0.99	0.99
TM9Y100C16MP11	CF/CM/CU48D	1.00	0.96	0.96
TM9Y100C16MP11	CF/CM/CU60C	0.99	0.93	0.95
TM9Y100C16MP11	CF/CM/CU60D	0.99	0.93	0.95
TM9Y100C16MP11	CF/CM64D	1.02	0.98	0.96
TM9Y100C20MP11	CF/CM/CU42C	1.00	0.96	0.96
TM9Y100C20MP11	CF/CM/CU42D	1.00	0.96	0.96
TM9Y100C20MP11	CF/CM/CU48C	1.00	0.96	0.96
TM9Y100C20MP11	CF/CM/CU48D	1.00	0.96	0.96
TM9Y100C20MP11	CF/CM/CU60C	1.01	0.97	0.97
TM9Y100C20MP11	CF/CM/CU60D	1.01	0.98	0.97
TM9Y100C20MP11	CF/CM64D	1.02	0.98	0.96
TM9Y120D20MP11	CF/CM/CU42D	1.00	0.96	0.94
TM9Y120D20MP11	CF/CM/CU48D	1.01	0.97	0.95
TM9Y120D20MP11	CF/CM/CU60D	1.01	0.97	0.97
TM9Y120D20MP11	CF/CM64D	1.02	0.99	0.94
TMLV080C16MP11	CF/CM/CU42C	1.00	0.99	0.98
TMLV080C16MP11	CF/CM/CU48C	1.01	0.99	0.97
TMLV080C16MP11	CF/CM/CU48D	1.01	0.99	0.97
TMLV080C16MP11	CF/CM/CU60C	1.02	1.01	0.98
TMLV080C16MP11	CF/CM64D	1.02	0.99	0.96
TMLV100C16MP11	CF/CM/CU42C	1.00	0.99	0.98
TMLV100C16MP11	CF/CM/CU48C	1.01	0.99	0.97
TMLV100C16MP11	CF/CM/CU48D	1.01	0.99	0.97
TMLV100C16MP11	CF/CM/CU60C	1.02	1.01	0.98
TMLV100C16MP11	CF/CM64D	1.02	0.99	0.96
TMLV100C20MP11	CF/CM/CU42C	1.00	0.96	0.96
TMLV100C20MP11	CF/CM/CU48C	1.01	0.99	0.97
TMLV100C20MP11	CF/CM/CU60C	1.02	1.03	0.98
TMLV100C20MP11	CF/CM/CU60D	1.00	0.95	0.96
TMLV100C20MP11	CF/CM64D	1.01	0.93	0.97
TMLV120C20MP11	CF/CM/CU42C	1.00	0.96	0.96
TMLV120C20MP11	CF/CM/CU48C	1.01	0.99	0.97
TMLV120C20MP11	CF/CM/CU60C	1.02	1.03	0.98
TMLV120C20MP11	CF/CM/CU60D	1.00	0.95	0.96
TMLV120C20MP11	CF/CM64D	1.01	0.93	0.97
TMLX080B12MP11	CF42B	0.96	0.89	0.94
TMLX080C16MP11	CF/CM/CU42C	0.99	0.92	0.95
TMLX080C16MP11	CF/CM/CU42D	1.01	1.02	0.99
TMLX080C16MP11	CF/CM/CU48C	1.02	1.02	1.00
TMLX080C16MP11	CF/CM/CU48D	1.02	1.02	1.00

**FURNACE MULTIPLIERS- 3.5 TON (Continued)**

Furnaces	Coil	T.C.	S.C.	KW
TMLX080C16MP11	CF/CM/CU60C	1.00	0.93	0.96
TMLX080C16MP11	CF/CM/CU60D	1.00	0.93	0.96
TMLX080C16MP11	CF/CM64D	1.01	0.93	0.95
TMLX100C16MP11	CF/CM/CU42C	0.99	0.92	0.95
TMLX100C16MP11	CF/CM/CU42D	1.01	1.02	0.99
TMLX100C16MP11	CF/CM/CU48C	1.02	1.02	1.00
TMLX100C16MP11	CF/CM/CU48D	1.02	1.02	1.00
TMLX100C16MP11	CF/CM/CU60C	1.00	0.93	0.96
TMLX100C16MP11	CF/CM/CU60D	1.00	0.93	0.96
TMLX100C16MP11	CF/CM64D	1.01	0.93	0.95
TMLX100C20MP11	CF/CM/CU42C	1.02	1.03	0.98
TMLX100C20MP11	CF/CM/CU42D	1.01	0.98	0.95
TMLX100C20MP11	CF/CM/CU48C	1.01	0.98	0.95
TMLX100C20MP11	CF/CM/CU60C	1.02	0.99	0.96
TMLX100C20MP11	CF/CM/CU60D	1.02	0.99	0.96
TMLX100C20MP11	CF/CM64D	1.04	1.00	0.95
TMLX120C20MP11	CF/CM/CU42C	1.02	1.03	0.98
TMLX120C20MP11	CF/CM/CU42D	1.01	0.98	0.95
TMLX120C20MP11	CF/CM/CU48C	1.01	0.98	0.95
TMLX120C20MP11	CF/CM/CU60C	1.02	0.99	0.96
TMLX120C20MP11	CF/CM/CU60D	1.02	0.99	0.96
TMLX120C20MP11	CF/CM64D	1.04	1.00	0.95
TP9C060B12MP12	CF42B	0.99	0.91	0.97
TP9C080B12MP12	CF42B	0.99	0.91	0.97
TP9C080C16MP12	CF/CM/CU42C	1.00	0.97	0.98
TP9C080C16MP12	CF/CM/CU48C	1.01	0.97	0.97
TP9C080C16MP12	CF/CM/CU48D	1.02	1.03	0.98
TP9C080C16MP12	CF/CM/CU60C	1.00	0.93	0.96
TP9C080C16MP12	CF/CM/CU60D	1.02	1.05	1.00
TP9C080C16MP12	CF/CM64D	1.04	1.01	0.97
TP9C100C16MP12	CF/CM/CU42C	1.00	0.97	0.98
TP9C100C16MP12	CF/CM/CU48C	1.01	0.97	0.97
TP9C100C16MP12	CF/CM/CU48D	1.02	1.03	0.98
TP9C100C16MP12	CF/CM/CU60C	1.00	0.93	0.96
TP9C100C16MP12	CF/CM/CU60D	1.02	1.05	1.00
TP9C100C16MP12	CF/CM64D	1.04	1.01	0.97
TP9C100C20MP12	CF/CM/CU42C	1.00	0.97	0.98
TP9C100C20MP12	CF/CM/CU48C	1.01	0.97	0.97
TP9C100C20MP12	CF/CM/CU48D	1.01	0.99	0.97
TP9C100C20MP12	CF/CM/CU60C	1.01	0.98	0.97
TP9C100C20MP12	CF/CM/CU60D	1.01	0.98	0.97
TP9C100C20MP12	CF/CM64D	1.02	0.98	0.96
TP9C120D20MP12	CF/CM/CU42D	1.01	0.99	0.97
TP9C120D20MP12	CF/CM/CU48D	1.01	0.99	0.97
TP9C120D20MP12	CF/CM/CU60D	1.01	0.98	0.97
TP9C120D20MP12	CF/CM64D	1.02	0.98	0.94
TPLC080C16MP12	CF/CM/CU42C	1.00	0.99	0.98
TPLC080C16MP12	CF/CM/CU48C	1.01	0.99	0.97
TPLC080C16MP12	CF/CM/CU48D	1.01	0.99	0.97
TPLC080C16MP12	CF/CM/CU60C	1.02	1.01	0.98
TPLC080C16MP12	CF/CM64D	1.02	0.99	0.96
TPLC100C16MP12	CF/CM/CU42C	1.00	0.99	0.98
TPLC100C16MP12	CF/CM/CU48C	1.01	0.99	0.97
TPLC100C16MP12	CF/CM/CU48D	1.01	0.99	0.97
TPLC100C16MP12	CF/CM/CU60C	1.02	1.01	0.98
TPLC100C16MP12	CF/CM64D	1.02	0.99	0.96

**FURNACE MULTIPLIERS- 3.5 TON (Continued)**

Furnaces	Coil	T.C.	S.C.	KW
TPLC100C16MP12	CF/CM64D	1.02	0.99	0.96
TPLC100C20MP12	CF/CM/CU42C	1.00	0.96	0.96
TPLC100C20MP12	CF/CM/CU48C	1.01	0.99	0.97
TPLC100C20MP12	CF/CM/CU60C	1.02	1.03	0.98
TPLC100C20MP12	CF/CM/CU60D	1.00	0.95	0.96
TPLC100C20MP12	CF/CM64D	1.01	0.93	0.97
TPLC120C20MP12	CF/CM/CU42C	1.00	0.96	0.96
TPLC120C20MP12	CF/CM/CU48C	1.01	0.99	0.97
TPLC120C20MP12	CF/CM/CU60C	1.02	1.03	0.98
TPLC120C20MP12	CF/CM/CU60D	1.00	0.95	0.96
TPLC120C20MP12	CF/CM64D	1.01	0.93	0.97
CP9C060B12MP12	CF42B	0.99	0.91	0.97
CP9C080B12MP12	CF42B	0.99	0.91	0.97
CP9C080C16MP12	CF/CM/CU42C	1.00	0.97	0.98
CP9C080C16MP12	CF/CM/CU48C	1.01	0.97	0.97
CP9C080C16MP12	CF/CM/CU48D	1.02	1.03	0.98
CP9C080C16MP12	CF/CM/CU60C	1.00	0.93	0.96
CP9C080C16MP12	CF/CM/CU60D	1.02	1.05	1.00
CP9C080C16MP12	CF/CM64D	1.04	1.01	0.97
CP9C100C16MP12	CF/CM/CU42C	1.00	0.97	0.98
CP9C100C16MP12	CF/CM/CU48C	1.01	0.97	0.97
CP9C100C16MP12	CF/CM/CU48D	1.02	1.03	0.98
CP9C100C16MP12	CF/CM/CU60C	1.00	0.93	0.96
CP9C100C16MP12	CF/CM/CU60D	1.02	1.05	1.00
CP9C100C16MP12	CF/CM64D	1.04	1.01	0.97
CP9C100C20MP12	CF/CM/CU42C	1.00	0.97	0.98
CP9C100C20MP12	CF/CM/CU48C	1.01	0.97	0.97
CP9C100C20MP12	CF/CM/CU48D	1.01	0.99	0.97
CP9C100C20MP12	CF/CM/CU60C	1.01	0.98	0.97
CP9C100C20MP12	CF/CM/CU60D	1.01	0.98	0.97
CP9C100C20MP12	CF/CM64D	1.02	0.98	0.96
CP9C120D20MP12	CF/CM/CU42D	1.01	0.99	0.97
CP9C120D20MP12	CF/CM/CU48D	1.01	0.99	0.97
CP9C120D20MP12	CF/CM/CU60D	1.01	0.98	0.97
CP9C120D20MP12	CF/CM64D	1.02	0.98	0.94
CPLC080C16MP12	CF/CM/CU42C	1.00	0.99	0.98
CPLC080C16MP12	CF/CM/CU48C	1.01	0.99	0.97
CPLC080C16MP12	CF/CM/CU48D	1.01	0.99	0.97
CPLC080C16MP12	CF/CM/CU60C	1.02	1.01	0.98
CPLC080C16MP12	CF/CM64D	1.02	0.99	0.96
CPLC100C16MP12	CF/CM/CU42C	1.00	0.99	0.98
CPLC100C16MP12	CF/CM/CU48C	1.01	0.99	0.97
CPLC100C16MP12	CF/CM/CU48D	1.01	0.99	0.97
CPLC100C16MP12	CF/CM/CU60C	1.02	1.01	0.98
CPLC100C16MP12	CF/CM64D	1.02	0.99	0.96
CPLC100C20MP12	CF/CM/CU42C	1.00	0.96	0.96
CPLC100C20MP12	CF/CM/CU48C	1.01	0.99	0.97
CPLC100C20MP12	CF/CM/CU60C	1.02	1.03	0.98
CPLC100C20MP12	CF/CM/CU60D	1.00	0.95	0.96
CPLC100C20MP12	CF/CM64D	1.01	0.93	0.97
CPLC120C20MP12	CF/CM/CU42C	1.00	0.96	0.96
CPLC120C20MP12	CF/CM/CU48C	1.01	0.99	0.97
CPLC120C20MP12	CF/CM/CU60C	1.02	1.03	0.98
CPLC120C20MP12	CF/CM/CU60D	1.00	0.95	0.96
CPLC120C20MP12	CF/CM64D	1.01	0.93	0.97

**PERFORMANCE DATA - 4 TON 230 Volt**

<b>CONDENSER-ONLY DATA (OUTDOOR UNIT)</b>																		
<b>MODEL</b>	<b>SATURATED SUCTION @ COMPRESSOR</b>		<b>Outdoor Ambient Temperature</b>															
			<b>55 °F</b>		<b>65 °F</b>		<b>75 °F</b>		<b>85 °F</b>		<b>95 °F</b>		<b>105 °F</b>		<b>115 °F</b>		<b>125 °F</b>	
	<b>T (°F)</b>	<b>P (PSIG)</b>	<b>MBH</b>	<b>KW</b>	<b>MBH</b>	<b>KW</b>	<b>MBH</b>	<b>KW</b>	<b>MBH</b>	<b>KW</b>	<b>MBH</b>	<b>KW</b>	<b>MBH</b>	<b>KW</b>	<b>MBH</b>	<b>KW</b>	<b>MBH</b>	<b>KW</b>
<b>TCD48B31S</b>	35	107	47.7	2.49	45.2	2.77	42.7	3.08	40.2	3.43	37.6	3.83	34.9	4.30	32.1	4.82	29.0	5.43
	40	118	52.4	2.51	49.8	2.78	47.2	3.09	44.5	3.43	41.7	3.82	38.8	4.29	35.8	4.81	32.5	5.41
	45	130	57.5	2.54	54.6	2.80	51.9	3.10	49.1	3.44	46.1	3.82	43.0	4.28	39.8	4.80	36.3	5.38
	50	142	62.9	2.56	59.9	2.83	56.8	3.12	53.8	3.46	50.7	3.82	47.4	4.27	43.9	4.79	40.3	5.36
	55	156	68.6	2.59	65.4	2.85	62.2	3.14	58.9	3.47	55.6	3.84	52.1	4.27	48.4	4.78	44.6	5.33

**Notes:**

- For Outdoor Unit (Condenser) performance only. Data does not include the effects of air handler power or heat.
- Performance based on 15°F subcooling and 15°F superheat at the Outdoor Unit base valves.
  - Increase capacity by 1% for each 2°F increase in subcooling.
  - Decrease capacity by 1% for each 2°F decrease in subcooling.
- Maximum recommended condensing temperature is 140°F.

<b>COOLING PERFORMANCE DATA</b>																
<b>OUTDOOR UNIT MODEL NO.</b>			<b>TCD48B31S</b>													
<b>INDOOR COIL MODEL NO.</b>			<b>CF48CXA1</b>													
<b>AIR TEMP. ENTERING OUTDOOR UNIT (°F)</b>	<b>ID CFM</b>	<b>1400</b>					<b>1600</b>					<b>1800</b>				
	<b>ID DB (°F)</b>	<b>80</b>	<b>80</b>	<b>75</b>	<b>80</b>	<b>80</b>	<b>80</b>	<b>80</b>	<b>75</b>	<b>80</b>	<b>80</b>	<b>80</b>	<b>80</b>	<b>75</b>	<b>80</b>	<b>80</b>
	<b>ID WB (°F)</b>	<b>57</b>	<b>62</b>	<b>62</b>	<b>67</b>	<b>72</b>	<b>57</b>	<b>62</b>	<b>62</b>	<b>67</b>	<b>72</b>	<b>57</b>	<b>62</b>	<b>62</b>	<b>67</b>	<b>72</b>
<b>55</b>	<b>T.C.</b>	44.9	47.6	47.5	49.3	49.9	45.1	47.8	47.5	49.4	49.9	45.3	48.0	47.6	49.5	49.9
	<b>S.C.</b>	44.1	37.8	32.4	30.3	23.1	44.5	38.9	33.1	30.8	23.3	44.9	39.9	33.9	31.3	23.5
	<b>KW</b>	2.62	2.66	2.66	2.68	2.70	2.70	2.74	2.74	2.76	2.78	2.77	2.81	2.81	2.84	2.86
<b>65</b>	<b>T.C.</b>	44.6	47.3	47.0	49.6	50.9	45.4	47.6	47.4	49.9	51.0	46.2	48.0	47.7	50.1	51.1
	<b>S.C.</b>	43.9	39.2	33.1	31.4	23.8	44.8	40.6	34.3	32.2	24.1	45.6	42.1	35.5	33.1	24.5
	<b>KW</b>	2.89	2.92	2.92	2.95	2.97	2.97	3.00	3.00	3.03	3.05	3.05	3.07	3.07	3.10	3.13
<b>75</b>	<b>T.C.</b>	44.4	46.9	46.6	49.9	51.9	45.7	47.4	47.2	50.3	52.1	47.1	47.9	47.8	50.7	52.3
	<b>S.C.</b>	43.8	40.5	33.9	32.5	24.5	45.1	42.4	35.5	33.7	25.0	46.4	44.3	37.2	34.8	25.4
	<b>KW</b>	3.17	3.18	3.18	3.22	3.23	3.24	3.26	3.26	3.29	3.31	3.32	3.33	3.33	3.36	3.39
<b>85</b>	<b>T.C.</b>	42.6	44.8	44.6	48.4	51.2	44.0	45.5	45.3	48.9	51.5	45.5	46.2	46.0	49.4	51.8
	<b>S.C.</b>	42.0	39.2	32.9	32.3	24.6	43.4	41.4	34.8	33.9	25.3	44.8	43.7	36.7	35.5	26.1
	<b>KW</b>	3.56	3.59	3.57	3.59	3.61	3.63	3.66	3.64	3.67	3.68	3.70	3.73	3.71	3.74	3.76
<b>95</b>	<b>T.C.</b>	40.8	42.7	42.6	46.9	50.4	42.3	43.5	43.4	47.5	50.9	43.9	44.4	44.2	48.1	51.3
	<b>S.C.</b>	40.2	37.8	32.0	32.2	24.7	41.7	40.5	34.1	34.2	25.7	43.3	43.2	36.2	36.2	26.7
	<b>KW</b>	3.96	3.99	3.96	3.97	3.98	4.02	4.05	4.03	4.04	4.05	4.08	4.12	4.10	4.12	4.13
<b>105</b>	<b>T.C.</b>	38.9	40.2	40.1	44.1	47.8	40.3	41.1	40.8	44.6	48.2	41.7	42.0	41.5	45.2	48.7
	<b>S.C.</b>	38.5	36.6	30.9	31.0	23.8	39.8	38.9	32.9	33.0	24.8	41.2	41.2	35.0	35.0	25.8
	<b>KW</b>	4.68	4.73	4.73	4.68	4.64	4.73	4.77	4.79	4.74	4.71	4.78	4.82	4.84	4.80	4.78
<b>115</b>	<b>T.C.</b>	37.2	37.8	37.6	41.4	45.2	38.4	38.8	38.3	41.9	45.6	39.7	39.8	38.9	42.3	46.1
	<b>S.C.</b>	36.9	35.5	29.9	29.9	22.9	38.0	37.3	31.8	31.8	23.9	39.1	39.2	33.7	33.8	24.9
	<b>KW</b>	5.38	5.44	5.47	5.37	5.27	5.42	5.47	5.52	5.41	5.34	5.45	5.50	5.56	5.46	5.41
<b>125</b>	<b>T.C.</b>	35.4	35.4	35.2	38.7	42.6	36.5	36.4	35.7	39.1	43.0	37.6	37.5	36.3	39.5	43.5
	<b>S.C.</b>	35.2	34.3	28.9	28.8	22.0	36.1	35.8	30.7	30.7	23.0	37.0	37.2	32.5	32.6	24.0
	<b>KW</b>	6.09	6.16	6.21	6.07	5.91	6.10	6.17	6.25	6.09	5.97	6.12	6.18	6.29	6.12	6.04
ALL CAPACITIES INCLUDE INDOOR FAN HEAT. KW VALUES ARE FOR THE SYSTEM (OUTDOOR + INDOOR).																
Green shaded cells are ACCA (TVA) conditions.																
Blue shaded cells are AHRI conditions.																

**Multipliers for determining the performance with other indoor sections.**

**NOTE:** For dry bulb temperatures different than those listed (between 73-87 °F), sensible capacity increases by 1060 BTUH per 1000 CFM per degree above the listed temperature and decreases by 1060 BTUH per 1000 CFM per degree below the listed temperature.

**COIL MULTIPLIERS- 4 TON**

Air Handler	Coil	T.C.	S.C.	KW
–	CF/CM/CU48C	1.00	1.00	1.00
–	CF/CM/CU48D	1.00	1.01	1.00
–	CF/CM/CU60C	1.01	1.05	0.97
–	CF/CM/CU60D	1.01	1.05	0.99
–	CF/CM64D	1.01	1.06	0.97
AE48CX21	–	0.99	0.99	0.91
AE48DX21	–	0.99	1.00	0.91
AE60CX21	–	1.00	1.01	0.92
AE60DX21	–	1.01	1.02	0.91
AP48CX21	–	1.01	0.98	1.01
AP48DX21	–	1.00	1.00	1.00
AP60CX21	–	1.01	1.06	0.99
AP60DX21	–	1.01	1.06	1.01
AVC48CX21	–	1.01	1.01	0.95
AVC48DX21	–	1.01	1.00	0.93
AVC60CX21	–	1.01	1.00	0.93
AVC60DX21	–	1.01	1.03	0.93
ME14DN21	CF/CM60D	1.01	1.02	0.93
ME14DN21	CF/CM64D	1.01	1.01	0.91
ME16CN21	CF/CM48C	1.01	1.03	0.93
ME16CN21	CF/CM60C	1.01	1.03	0.93
ME20DN21	CF/CM48D	1.01	1.04	0.93
ME20DN21	CF/CM60D	1.01	1.02	0.93
ME20DN21	CF/CM64D	1.01	1.02	0.91
MVC14DN21	CF/CM48D	1.01	0.97	0.93
MVC14DN21	CF/CM60D	1.01	0.99	0.93
MVC14DN21	CF/CM64D	1.01	0.99	0.91
MVC16CN21	CF/CM48C	1.01	1.02	0.93
MVC16CN21	CF/CM60C	1.01	1.07	0.91
MVC20DN21	CF/CM48D	1.01	1.02	0.93
MVC20DN21	CF/CM60D	1.01	1.03	0.93
MVC20DN21	CF/CM64D	1.01	1.01	0.91

**FURNACE MULTIPLIERS- 4 TON**

Furnaces	Coil	T.C.	S.C.	KW
TM8V080C16MP11	CF/CM/CU48C	0.99	0.95	0.93
TM8V080C16MP11	CF/CM/CU48D	1.01	0.98	0.95
TM8V080C16MP11	CF/CM/CU60C	0.99	0.96	0.91
TM8V080C16MP11	CF/CM/CU60D	0.99	0.96	0.91
TM8V080C16MP11	CF/CM64D	1.01	1.02	0.93
TM8V100C16MP11	CF/CM/CU48C	0.99	0.95	0.93
TM8V100C16MP11	CF/CM/CU48D	1.01	0.98	0.95
TM8V100C16MP11	CF/CM/CU60C	0.99	0.96	0.91
TM8V100C16MP11	CF/CM/CU60D	0.99	0.96	0.91
TM8V100C16MP11	CF/CM64D	1.01	1.02	0.93
TM8V100C20MP11	CF/CM/CU48C	0.99	0.96	0.93
TM8V100C20MP11	CF/CM/CU48D	1.01	1.03	0.93
TM8V100C20MP11	CF/CM/CU60C	1.00	1.01	0.92
TM8V100C20MP11	CF/CM/CU60D	0.99	0.96	0.93
TM8V100C20MP11	CF/CM64D	1.00	1.01	0.94
TM8V120C20MP11	CF/CM/CU48C	0.99	0.96	0.93
TM8V120C20MP11	CF/CM/CU48D	1.01	1.03	0.93
TM8V120C20MP11	CF/CM/CU60C	1.00	1.01	0.92
TM8V120C20MP11	CF/CM/CU60D	0.99	0.96	0.93
TM8V120C20MP11	CF/CM64D	1.00	1.01	0.94

**FURNACE MULTIPLIERS- 4 TON (Continued)**

Furnaces	Coil	T.C.	S.C.	KW
TM8X080C16MP11	CF/CM/CU48C	1.00	1.00	0.96
TM8X080C16MP11	CF/CM/CU48D	1.00	1.01	0.94
TM8X080C16MP11	CF/CM/CU60C	1.00	1.01	0.94
TM8X080C16MP11	CF/CM/CU60D	1.00	1.01	0.94
TM8X080C16MP11	CF/CM64D	1.00	1.01	0.92
TM8X100C16MP11	CF/CM/CU48C	1.00	1.00	0.96
TM8X100C16MP11	CF/CM/CU48D	1.00	1.01	0.94
TM8X100C16MP11	CF/CM/CU60C	1.00	1.01	0.94
TM8X100C16MP11	CF/CM/CU60D	1.00	1.01	0.94
TM8X100C16MP11	CF/CM64D	1.00	1.01	0.92
TM8X100C20MP11	CF/CM/CU48C	0.99	1.00	0.93
TM8X100C20MP11	CF/CM/CU48D	0.99	0.95	0.91
TM8X100C20MP11	CF/CM/CU60C	1.00	1.02	0.92
TM8X100C20MP11	CF/CM/CU60D	1.01	1.03	0.93
TM8X100C20MP11	CF/CM64D	1.00	1.01	0.92
TM8X120C20MP11	CF/CM/CU48C	0.99	1.00	0.93
TM8X120C20MP11	CF/CM/CU48D	0.99	0.95	0.91
TM8X120C20MP11	CF/CM/CU60C	1.00	1.02	0.92
TM8X120C20MP11	CF/CM/CU60D	1.01	1.03	0.93
TM8X120C20MP11	CF/CM64D	1.00	1.01	0.92
TM8Y080C16MP11	CF/CM/CU48C	1.00	1.00	0.96
TM8Y080C16MP11	CF/CM/CU48D	1.00	1.01	0.94
TM8Y080C16MP11	CF/CM/CU60C	1.00	1.01	0.94
TM8Y080C16MP11	CF/CM/CU60D	1.00	1.01	0.94
TM8Y080C16MP11	CF/CM64D	1.00	1.01	0.92
TM8Y100C16MP11	CF/CM/CU48C	1.00	1.00	0.96
TM8Y100C16MP11	CF/CM/CU48D	1.00	1.01	0.94
TM8Y100C16MP11	CF/CM/CU60C	1.00	1.01	0.94
TM8Y100C16MP11	CF/CM/CU60D	1.00	1.01	0.94
TM8Y100C16MP11	CF/CM64D	1.00	1.01	0.92
TM8Y100C20MP11	CF/CM/CU48C	0.99	1.00	0.93
TM8Y100C20MP11	CF/CM/CU48D	0.99	0.95	0.91
TM8Y100C20MP11	CF/CM/CU60C	1.00	1.02	0.92
TM8Y100C20MP11	CF/CM/CU60D	1.01	1.03	0.93
TM8Y100C20MP11	CF/CM64D	1.00	1.01	0.92
TM8Y120C20MP11	CF/CM/CU48C	0.99	1.00	0.93
TM8Y120C20MP11	CF/CM/CU48D	0.99	0.95	0.91
TM8Y120C20MP11	CF/CM/CU60C	1.00	1.02	0.92
TM8Y120C20MP11	CF/CM/CU60D	1.01	1.03	0.93
TM8Y120C20MP11	CF/CM64D	1.00	1.01	0.92
TM9E080C16MP11	CF/CM/CU48C	0.98	0.94	0.94
TM9E080C16MP11	CF/CM/CU48D	0.98	0.94	0.94
TM9E080C16MP11	CF/CM/CU60C	1.00	0.97	0.94
TM9E080C16MP11	CF/CM/CU60D	0.99	0.96	0.93
TM9E080C16MP11	CF/CM64D	0.99	0.96	0.93
TM9E100C16MP11	CF/CM/CU48C	0.98	0.94	0.94
TM9E100C16MP11	CF/CM/CU48D	0.98	0.94	0.94
TM9E100C16MP11	CF/CM/CU60C	1.00	0.97	0.94
TM9E100C16MP11	CF/CM/CU60D	0.99	0.96	0.93
TM9E100C16MP11	CF/CM64D	0.99	0.96	0.93
TM9E100C20MP11	CF/CM/CU48C	0.99	0.99	0.93
TM9E100C20MP11	CF/CM/CU48D	1.00	1.01	0.94
TM9E100C20MP11	CF/CM/CU60C	1.00	1.01	0.94
TM9E100C20MP11	CF/CM/CU60D	1.00	1.02	0.92
TM9E100C20MP11	CF/CM64D	1.00	1.01	0.92

**FURNACE MULTIPLIERS- 4 TON (Continued)**

Furnaces	Coil	T.C.	S.C.	KW
TM9E120D20MP11	CF/CM/CU48D	0.99	1.00	0.93
TM9E120D20MP11	CF/CM/CU60D	0.99	1.01	0.91
TM9E120D20MP11	CF/CM64D	0.99	1.00	0.91
TM9V080C16MP11	CF/CM/CU48C	1.01	1.02	0.95
TM9V080C16MP11	CF/CM/CU48D	0.99	1.00	0.91
TM9V080C16MP11	CF/CM/CU60C	0.98	0.95	0.92
TM9V080C16MP11	CF/CM/CU60D	0.99	1.00	0.93
TM9V080C16MP11	CF/CM64D	0.98	0.96	0.90
TM9V100C16MP11	CF/CM/CU48C	1.01	1.02	0.95
TM9V100C16MP11	CF/CM/CU48D	0.99	1.00	0.91
TM9V100C16MP11	CF/CM/CU60C	0.98	0.95	0.92
TM9V100C16MP11	CF/CM/CU60D	0.99	1.00	0.93
TM9V100C16MP11	CF/CM64D	0.98	0.96	0.90
TM9V100C20MP11	CF/CM/CU48C	1.01	1.01	0.97
TM9V100C20MP11	CF/CM/CU48D	1.01	0.98	0.93
TM9V100C20MP11	CF/CM/CU60C	1.01	1.04	0.97
TM9V100C20MP11	CF/CM/CU60D	0.98	0.95	0.92
TM9V100C20MP11	CF/CM64D	0.98	0.96	0.90
TM9V120D20MP11	CF/CM/CU48D	0.98	0.95	0.92
TM9V120D20MP11	CF/CM/CU60D	0.98	0.95	0.90
TM9V120D20MP11	CF/CM64D	1.01	1.05	0.95
TM9Y080C16MP11	CF/CM/CU48C	0.98	0.94	0.94
TM9Y080C16MP11	CF/CM/CU48D	0.98	0.94	0.94
TM9Y080C16MP11	CF/CM/CU60C	1.00	0.97	0.94
TM9Y080C16MP11	CF/CM/CU60D	0.99	0.96	0.93
TM9Y080C16MP11	CF/CM64D	0.99	0.96	0.93
TM9Y100C16MP11	CF/CM/CU48C	0.98	0.94	0.94
TM9Y100C16MP11	CF/CM/CU48D	0.98	0.94	0.94
TM9Y100C16MP11	CF/CM/CU60C	1.00	0.97	0.94
TM9Y100C16MP11	CF/CM/CU60D	0.99	0.96	0.93
TM9Y100C16MP11	CF/CM64D	0.99	0.96	0.93
TM9Y100C20MP11	CF/CM/CU48C	0.99	0.99	0.93
TM9Y100C20MP11	CF/CM/CU48D	1.00	1.01	0.94
TM9Y100C20MP11	CF/CM/CU60C	1.00	1.01	0.94
TM9Y100C20MP11	CF/CM/CU60D	1.00	1.02	0.92
TM9Y100C20MP11	CF/CM64D	1.00	1.01	0.92
TM9Y120D20MP11	CF/CM/CU48D	0.99	1.00	0.93
TM9Y120D20MP11	CF/CM/CU60D	0.99	1.01	0.91
TM9Y120D20MP11	CF/CM64D	0.99	1.00	0.91
TMLV080C16MP11	CF/CM/CU48C	0.99	0.95	0.93
TMLV080C16MP11	CF/CM/CU48D	1.01	0.98	0.95
TMLV080C16MP11	CF/CM/CU60C	0.99	0.96	0.91
TMLV080C16MP11	CF/CM/CU60D	0.99	0.96	0.91
TMLV080C16MP11	CF/CM64D	1.01	1.02	0.93
TMLV100C16MP11	CF/CM/CU48C	0.99	0.95	0.93
TMLV100C16MP11	CF/CM/CU48D	1.01	0.98	0.95
TMLV100C16MP11	CF/CM/CU60C	0.99	0.96	0.91
TMLV100C16MP11	CF/CM/CU60D	0.99	0.96	0.91
TMLV100C16MP11	CF/CM64D	1.01	1.02	0.93
TMLV100C20MP11	CF/CM/CU48C	0.99	0.96	0.93
TMLV100C20MP11	CF/CM/CU48D	1.01	1.03	0.93
TMLV100C20MP11	CF/CM/CU60C	1.00	1.01	0.92
TMLV100C20MP11	CF/CM/CU60D	0.99	0.96	0.93
TMLV100C20MP11	CF/CM64D	1.00	1.01	0.94
TMLV120C20MP11	CF/CM/CU48C	0.99	0.96	0.93

**FURNACE MULTIPLIERS- 4 TON (Continued)**

Furnaces	Coil	T.C.	S.C.	KW
TMLV120C20MP11	CF/CM/CU48D	1.01	1.03	0.93
TMLV120C20MP11	CF/CM/CU60C	1.00	1.01	0.92
TMLV120C20MP11	CF/CM/CU60D	0.99	0.96	0.93
TMLV120C20MP11	CF/CM64D	1.00	1.01	0.94
TMLX080C16MP11	CF/CM/CU48C	1.00	1.00	0.96
TMLX080C16MP11	CF/CM/CU48D	1.00	1.01	0.94
TMLX080C16MP11	CF/CM/CU60C	1.00	1.01	0.94
TMLX080C16MP11	CF/CM/CU60D	1.00	1.01	0.94
TMLX080C16MP11	CF/CM64D	1.00	1.01	0.92
TMLX100C16MP11	CF/CM/CU48C	1.00	1.00	0.96
TMLX100C16MP11	CF/CM/CU48D	1.00	1.01	0.94
TMLX100C16MP11	CF/CM/CU60C	1.00	1.01	0.94
TMLX100C16MP11	CF/CM/CU60D	1.00	1.01	0.94
TMLX100C16MP11	CF/CM64D	1.00	1.01	0.92
TMLX100C20MP11	CF/CM/CU48C	0.99	1.00	0.93
TMLX100C20MP11	CF/CM/CU48D	0.99	0.95	0.91
TMLX100C20MP11	CF/CM/CU60C	1.00	1.02	0.92
TMLX100C20MP11	CF/CM/CU60D	1.01	1.03	0.93
TMLX100C20MP11	CF/CM64D	1.00	1.01	0.92
TMLX120C20MP11	CF/CM/CU48C	0.99	1.00	0.93
TMLX120C20MP11	CF/CM/CU48D	0.99	0.95	0.91
TMLX120C20MP11	CF/CM/CU60C	1.00	1.02	0.92
TMLX120C20MP11	CF/CM/CU60D	1.01	1.03	0.93
TMLX120C20MP11	CF/CM64D	1.00	1.01	0.92
TP9C080C16MP12	CF/CM/CU48C	1.01	1.02	0.95
TP9C080C16MP12	CF/CM/CU48D	0.99	1.00	0.91
TP9C080C16MP12	CF/CM/CU60C	0.98	0.95	0.92
TP9C080C16MP12	CF/CM/CU60D	0.99	1.00	0.93
TP9C080C16MP12	CF/CM64D	0.98	0.96	0.90
TP9C100C16MP12	CF/CM/CU48C	1.01	1.02	0.95
TP9C100C16MP12	CF/CM/CU48D	0.99	1.00	0.91
TP9C100C16MP12	CF/CM/CU60C	0.98	0.95	0.92
TP9C100C16MP12	CF/CM/CU60D	0.99	1.00	0.93
TP9C100C16MP12	CF/CM64D	0.98	0.96	0.90
TP9C100C20MP12	CF/CM/CU48C	1.01	1.01	0.97
TP9C100C20MP12	CF/CM/CU48D	1.01	0.98	0.93
TP9C100C20MP12	CF/CM/CU60C	1.01	1.04	0.97
TP9C100C20MP12	CF/CM/CU60D	0.98	0.95	0.92
TP9C100C20MP12	CF/CM64D	0.98	0.96	0.90
TP9C120D20MP12	CF/CM/CU48D	0.98	0.95	0.92
TP9C120D20MP12	CF/CM/CU60D	0.98	0.95	0.90
TP9C120D20MP12	CF/CM64D	1.01	1.05	0.95
TPLC080C16MP12	CF/CM/CU48C	0.99	0.95	0.93
TPLC080C16MP12	CF/CM/CU48D	1.01	0.98	0.95
TPLC080C16MP12	CF/CM/CU60C	0.99	0.96	0.91
TPLC080C16MP12	CF/CM/CU60D	0.99	0.96	0.91
TPLC080C16MP12	CF/CM64D	1.01	1.02	0.93
TPLC100C16MP12	CF/CM/CU48C	0.99	0.95	0.93
TPLC100C16MP12	CF/CM/CU48D	1.01	0.98	0.95
TPLC100C16MP12	CF/CM/CU60C	0.99	0.96	0.91
TPLC100C16MP12	CF/CM/CU60D	0.99	0.96	0.91
TPLC100C16MP12	CF/CM64D	1.01	1.02	0.93
TPLC100C20MP12	CF/CM/CU48C	0.99	0.96	0.93
TPLC100C20MP12	CF/CM/CU48D	1.01	1.03	0.93
TPLC100C20MP12	CF/CM/CU60C	1.00	1.01	0.92

**FURNACE MULTIPLIERS- 4 TON (Continued)**

Furnaces	Coil	T.C.	S.C.	KW
TPLC100C20MP12	CF/CM/CU60D	0.99	0.96	0.93
TPLC100C20MP12	CF/CM64D	1.00	1.01	0.94
TPLC120C20MP12	CF/CM/CU48C	0.99	0.96	0.93
TPLC120C20MP12	CF/CM/CU48D	1.01	1.03	0.93
TPLC120C20MP12	CF/CM/CU60C	1.00	1.01	0.92
TPLC120C20MP12	CF/CM/CU60D	0.99	0.96	0.93
TPLC120C20MP12	CF/CM64D	1.00	1.01	0.94
CP9C080C16MP12	CF/CM/CU48C	1.01	1.02	0.95
CP9C080C16MP12	CF/CM/CU48D	0.99	1.00	0.91
CP9C080C16MP12	CF/CM/CU60C	0.98	0.95	0.92
CP9C080C16MP12	CF/CM/CU60D	0.99	1.00	0.93
CP9C080C16MP12	CF/CM64D	0.98	0.96	0.90
CP9C100C16MP12	CF/CM/CU48C	1.01	1.02	0.95
CP9C100C16MP12	CF/CM/CU48D	0.99	1.00	0.91
CP9C100C16MP12	CF/CM/CU60C	0.98	0.95	0.92
CP9C100C16MP12	CF/CM/CU60D	0.99	1.00	0.93
CP9C100C16MP12	CF/CM64D	0.98	0.96	0.90
CP9C100C20MP12	CF/CM/CU48C	1.01	1.01	0.97
CP9C100C20MP12	CF/CM/CU48D	1.01	0.98	0.93
CP9C100C20MP12	CF/CM/CU60C	1.01	1.04	0.97
CP9C100C20MP12	CF/CM/CU60D	0.98	0.95	0.92
CP9C100C20MP12	CF/CM64D	0.98	0.96	0.90
CP9C120D20MP12	CF/CM/CU48D	0.98	0.95	0.92
CP9C120D20MP12	CF/CM/CU60D	0.98	0.95	0.90

**FURNACE MULTIPLIERS- 4 TON (Continued)**

Furnaces	Coil	T.C.	S.C.	KW
CP9C120D20MP12	CF/CM64D	1.01	1.05	0.95
CPLC080C16MP12	CF/CM/CU48C	0.99	0.95	0.93
CPLC080C16MP12	CF/CM/CU48D	1.01	0.98	0.95
CPLC080C16MP12	CF/CM/CU60C	0.99	0.96	0.91
CPLC080C16MP12	CF/CM/CU60D	0.99	0.96	0.91
CPLC080C16MP12	CF/CM64D	1.01	1.02	0.93
CPLC100C16MP12	CF/CM/CU48C	0.99	0.95	0.93
CPLC100C16MP12	CF/CM/CU48D	1.01	0.98	0.95
CPLC100C16MP12	CF/CM/CU60C	0.99	0.96	0.91
CPLC100C16MP12	CF/CM/CU60D	0.99	0.96	0.91
CPLC100C16MP12	CF/CM64D	1.01	1.02	0.93
CPLC100C20MP12	CF/CM/CU48C	0.99	0.96	0.93
CPLC100C20MP12	CF/CM/CU48D	1.01	1.03	0.93
CPLC100C20MP12	CF/CM/CU60C	1.00	1.01	0.92
CPLC100C20MP12	CF/CM/CU60D	0.99	0.96	0.93
CPLC100C20MP12	CF/CM64D	1.00	1.01	0.94
CPLC120C20MP12	CF/CM/CU48C	0.99	0.96	0.93
CPLC120C20MP12	CF/CM/CU48D	1.01	1.03	0.93
CPLC120C20MP12	CF/CM/CU60C	1.00	1.01	0.92
CPLC120C20MP12	CF/CM/CU60D	0.99	0.96	0.93
CPLC120C20MP12	CF/CM64D	1.00	1.01	0.94

**PERFORMANCE DATA - 4 TON 460 Volt**

CONDENSER-ONLY DATA (OUTDOOR UNIT)																		
MODEL	SATURATED SUCTION @ COMPRESSOR		Outdoor Ambient Temperature															
			55 °F		65 °F		75 °F		85 °F		95 °F		105 °F		115 °F		125 °F	
	T (°F)	P (PSIG)	MBH	KW	MBH	KW	MBH	KW	MBH	KW	MBH	KW	MBH	KW	MBH	KW	MBH	KW
TCD48B41S	35	107	47.6	2.50	45.1	2.78	42.6	3.09	40.1	3.44	37.5	3.84	34.8	4.31	32.0	4.84	29.0	5.45
	40	118	52.3	2.51	49.7	2.79	47.1	3.09	44.4	3.44	41.6	3.83	38.7	4.30	35.7	4.83	32.4	5.43
	45	130	57.4	2.53	54.6	2.80	51.8	3.10	49.0	3.44	46.0	3.83	42.9	4.29	39.6	4.82	36.2	5.40
	50	142	62.8	2.56	59.8	2.83	56.8	3.12	53.8	3.45	50.7	3.83	47.3	4.28	43.8	4.80	40.2	5.37
	55	156	68.6	2.59	65.5	2.85	62.2	3.15	58.9	3.48	55.6	3.84	52.1	4.28	48.3	4.79	44.5	5.35

**Notes:**

- For Outdoor Unit (Condenser) performance only. Data does not include the effects of air handler power or heat.
- Performance based on 15°F subcooling and 15°F superheat at the Outdoor Unit base valves.
  - Increase capacity by 1% for each 2°F increase in subcooling.
  - Decrease capacity by 1% for each 2°F decrease in subcooling.
- Maximum recommended condensing temperature is 140°F.

COOLING PERFORMANCE DATA																
OUTDOOR UNIT MODEL NO.		TCD48B41S														
INDOOR COIL MODEL NO.		CF48CXA1														
AIR TEMP. ENTERING OUTDOOR UNIT (°F)	ID CFM	1400					1600					1800				
	ID DB (°F)	80	80	75	80	80	80	80	75	80	80	80	80	75	80	80
	ID WB (°F)	57	62	62	67	72	57	62	62	67	72	57	62	62	67	72
55	T.C.	44.9	47.6	47.5	49.3	49.9	45.1	47.8	47.5	49.4	49.9	45.3	48.0	47.6	49.5	49.9
	S.C.	44.1	37.8	32.4	30.3	23.1	44.5	38.9	33.1	30.8	23.3	44.9	39.9	33.9	31.3	23.5
	KW	2.62	2.66	2.66	2.68	2.70	2.70	2.74	2.74	2.76	2.78	2.77	2.81	2.81	2.84	2.86
65	T.C.	44.6	47.3	47.0	49.6	50.9	45.4	47.6	47.4	49.9	51.0	46.2	48.0	47.7	50.1	51.1
	S.C.	43.9	39.2	33.1	31.4	23.8	44.8	40.6	34.3	32.2	24.1	45.6	42.1	35.5	33.1	24.5
	KW	2.89	2.92	2.92	2.95	2.97	2.97	3.00	3.00	3.03	3.05	3.05	3.07	3.07	3.10	3.13
75	T.C.	44.4	46.9	46.6	49.9	51.9	45.7	47.4	47.2	50.3	52.1	47.1	47.9	47.8	50.7	52.3
	S.C.	43.8	40.5	33.9	32.5	24.5	45.1	42.4	35.5	33.7	25.0	46.4	44.3	37.2	34.8	25.4
	KW	3.17	3.18	3.18	3.22	3.23	3.24	3.26	3.26	3.29	3.31	3.32	3.33	3.33	3.36	3.39
85	T.C.	42.6	44.8	44.6	48.4	51.2	44.0	45.5	45.3	48.9	51.5	45.5	46.2	46.0	49.4	51.8
	S.C.	42.0	39.2	32.9	32.3	24.6	43.4	41.4	34.8	33.9	25.3	44.8	43.7	36.7	35.5	26.1
	KW	3.56	3.59	3.57	3.59	3.61	3.63	3.66	3.64	3.67	3.68	3.70	3.73	3.71	3.74	3.76
95	T.C.	40.8	42.7	42.6	46.9	50.4	42.3	43.5	43.4	47.5	50.9	43.9	44.4	44.2	48.1	51.3
	S.C.	40.2	37.8	32.0	32.2	24.7	41.7	40.5	34.1	34.2	25.7	43.3	43.2	36.2	36.2	26.7
	KW	3.96	3.99	3.96	3.97	3.98	4.02	4.05	4.03	4.04	4.05	4.08	4.12	4.10	4.12	4.13
105	T.C.	38.9	40.2	40.1	44.1	47.8	40.3	41.1	40.8	44.6	48.2	41.7	42.0	41.5	45.2	48.7
	S.C.	38.5	36.6	30.9	31.0	23.8	39.8	38.9	32.9	33.0	24.8	41.2	41.2	35.0	35.0	25.8
	KW	4.68	4.73	4.73	4.68	4.64	4.73	4.77	4.79	4.74	4.71	4.78	4.82	4.84	4.80	4.78
115	T.C.	37.2	37.8	37.6	41.4	45.2	38.4	38.8	38.3	41.9	45.6	39.7	39.8	38.9	42.3	46.1
	S.C.	36.9	35.5	29.9	29.9	22.9	38.0	37.3	31.8	31.8	23.9	39.1	39.2	33.7	33.8	24.9
	KW	5.38	5.44	5.47	5.37	5.27	5.42	5.47	5.52	5.41	5.34	5.45	5.50	5.56	5.46	5.41
125	T.C.	35.4	35.4	35.2	38.7	42.6	36.5	36.4	35.7	39.1	43.0	37.6	37.5	36.3	39.5	43.5
	S.C.	35.2	34.3	28.9	28.8	22.0	36.1	35.8	30.7	30.7	23.0	37.0	37.2	32.5	32.6	24.0
	KW	6.09	6.16	6.21	6.07	5.91	6.10	6.17	6.25	6.09	5.97	6.12	6.18	6.29	6.12	6.04
ALL CAPACITIES INCLUDE INDOOR FAN HEAT. KW VALUES ARE FOR THE SYSTEM (OUTDOOR + INDOOR).																
Green shaded cells are ACCA (TVA) conditions.																
Blue shaded cells are AHRI conditions.																

**Multipliers for determining the performance with other indoor sections.**

**NOTE:** For dry bulb temperatures different than those listed (between 73-87 °F), sensible capacity increases by 1060 BTUH per 1000 CFM per degree above the listed temperature and decreases by 1060 BTUH per 1000 CFM per degree below the listed temperature.



**COIL MULTIPLIERS- 4 TON**

Air Handler	Coil	T.C.	S.C.	KW
–	CF/CM/CU48C	1.00	1.00	1.00
–	CF/CM/CU48D	1.00	1.01	1.00
–	CF/CM/CU60C	1.01	1.06	0.97
–	CF/CM/CU60D	1.01	1.06	0.99
–	CF/CM64D	1.01	1.06	0.97
AE48CX21	–	0.99	1.00	0.91
AE48DX21	–	0.99	1.00	0.91
AE60CX21	–	1.00	1.02	0.92
AE60DX21	–	1.01	1.02	0.91
AP48CX21	–	1.01	0.98	1.01
AP48DX21	–	1.00	1.00	1.00
AP60CX21	–	1.01	1.07	0.99
AP60DX21	–	1.01	1.07	1.01
AVC48CX21	–	1.01	1.01	0.95
AVC48DX21	–	1.01	1.01	0.93
AVC60CX21	–	1.01	1.00	0.93
AVC60DX21	–	1.01	1.04	0.93
ME14DN21	CF/CM60D	1.01	1.02	0.93
ME14DN21	CF/CM64D	1.01	1.02	0.91
ME16CN21	CF/CM48C	1.01	1.03	0.93
ME16CN21	CF/CM60C	1.01	1.03	0.93
ME20DN21	CF/CM48D	1.01	1.03	0.93
ME20DN21	CF/CM60D	1.01	1.02	0.93
ME20DN21	CF/CM64D	1.01	1.02	0.91
MVC14DN21	CF/CM48D	1.01	0.97	0.93
MVC14DN21	CF/CM60D	1.01	1.01	0.93
MVC14DN21	CF/CM64D	1.01	0.99	0.91
MVC16CN21	CF/CM48C	1.01	1.02	0.93
MVC16CN21	CF/CM60C	1.01	1.09	0.91
MVC20DN21	CF/CM48D	1.01	1.03	0.93
MVC20DN21	CF/CM60D	1.01	1.04	0.93
MVC20DN21	CF/CM64D	1.01	1.02	0.91

**FURNACE MULTIPLIERS- 4 TON**

Furnaces	Coil	T.C.	S.C.	KW
TM8V080C16MP11	CF/CM/CU48C	0.99	0.96	0.93
TM8V080C16MP11	CF/CM/CU48D	1.01	0.98	0.95
TM8V080C16MP11	CF/CM/CU60C	0.99	0.98	0.91
TM8V080C16MP11	CF/CM/CU60D	0.99	0.98	0.91
TM8V080C16MP11	CF/CM64D	1.01	1.02	0.93
TM8V100C16MP11	CF/CM/CU48C	0.99	0.96	0.93
TM8V100C16MP11	CF/CM/CU48D	1.01	0.98	0.95
TM8V100C16MP11	CF/CM/CU60C	0.99	0.98	0.91
TM8V100C16MP11	CF/CM/CU60D	0.99	0.98	0.91
TM8V100C16MP11	CF/CM64D	1.01	1.02	0.93
TM8V100C20MP11	CF/CM/CU48C	0.99	0.96	0.93
TM8V100C20MP11	CF/CM/CU48D	1.01	1.03	0.93
TM8V100C20MP11	CF/CM/CU60C	1.00	1.01	0.92
TM8V100C20MP11	CF/CM/CU60D	0.99	0.98	0.93
TM8V100C20MP11	CF/CM64D	1.00	1.01	0.94
TM8V120C20MP11	CF/CM/CU48C	0.99	0.96	0.93
TM8V120C20MP11	CF/CM/CU48D	1.01	1.03	0.93
TM8V120C20MP11	CF/CM/CU60C	1.00	1.01	0.92
TM8V120C20MP11	CF/CM/CU60D	0.99	0.98	0.93
TM8V120C20MP11	CF/CM64D	1.00	1.01	0.94

**FURNACE MULTIPLIERS- 4 TON (Continued)**

Furnaces	Coil	T.C.	S.C.	KW
TM8X080C16MP11	CF/CM/CU48C	1.00	1.00	0.96
TM8X080C16MP11	CF/CM/CU48D	1.00	1.01	0.94
TM8X080C16MP11	CF/CM/CU60C	1.00	1.01	0.94
TM8X080C16MP11	CF/CM/CU60D	1.00	1.01	0.94
TM8X080C16MP11	CF/CM64D	1.00	1.01	0.92
TM8X100C16MP11	CF/CM/CU48C	1.00	1.00	0.96
TM8X100C16MP11	CF/CM/CU48D	1.00	1.01	0.94
TM8X100C16MP11	CF/CM/CU60C	1.00	1.01	0.94
TM8X100C16MP11	CF/CM/CU60D	1.00	1.01	0.94
TM8X100C16MP11	CF/CM64D	1.00	1.01	0.92
TM8X100C20MP11	CF/CM/CU48C	0.99	1.00	0.93
TM8X100C20MP11	CF/CM/CU48D	0.99	0.95	0.91
TM8X100C20MP11	CF/CM/CU60C	1.00	1.01	0.92
TM8X100C20MP11	CF/CM/CU60D	1.01	1.03	0.93
TM8X100C20MP11	CF/CM64D	1.00	1.02	0.92
TM8X120C20MP11	CF/CM/CU48C	0.99	1.00	0.93
TM8X120C20MP11	CF/CM/CU48D	0.99	0.95	0.91
TM8X120C20MP11	CF/CM/CU60C	1.00	1.01	0.92
TM8X120C20MP11	CF/CM/CU60D	1.01	1.03	0.93
TM8X120C20MP11	CF/CM64D	1.00	1.02	0.92
TM8Y080C16MP11	CF/CM/CU48C	1.00	1.00	0.96
TM8Y080C16MP11	CF/CM/CU48D	1.00	1.01	0.94
TM8Y080C16MP11	CF/CM/CU60C	1.00	1.01	0.94
TM8Y080C16MP11	CF/CM/CU60D	1.00	1.01	0.94
TM8Y080C16MP11	CF/CM64D	1.00	1.01	0.92
TM8Y100C16MP11	CF/CM/CU48C	1.00	1.00	0.96
TM8Y100C16MP11	CF/CM/CU48D	1.00	1.01	0.94
TM8Y100C16MP11	CF/CM/CU60C	1.00	1.01	0.94
TM8Y100C16MP11	CF/CM/CU60D	1.00	1.01	0.94
TM8Y100C16MP11	CF/CM64D	1.00	1.01	0.92
TM8Y100C20MP11	CF/CM/CU48C	0.99	1.00	0.93
TM8Y100C20MP11	CF/CM/CU48D	0.99	0.95	0.91
TM8Y100C20MP11	CF/CM/CU60C	1.00	1.01	0.92
TM8Y100C20MP11	CF/CM/CU60D	1.01	1.03	0.93
TM8Y100C20MP11	CF/CM64D	1.00	1.02	0.92
TM8Y120C20MP11	CF/CM/CU48C	0.99	1.00	0.93
TM8Y120C20MP11	CF/CM/CU48D	0.99	0.95	0.91
TM8Y120C20MP11	CF/CM/CU60C	1.00	1.01	0.92
TM8Y120C20MP11	CF/CM/CU60D	1.01	1.03	0.93
TM8Y120C20MP11	CF/CM64D	1.00	1.02	0.92
TM9E080C16MP11	CF/CM/CU48C	0.98	0.95	0.94
TM9E080C16MP11	CF/CM/CU48D	0.98	0.95	0.94
TM9E080C16MP11	CF/CM/CU60C	1.00	0.99	0.94
TM9E080C16MP11	CF/CM/CU60D	0.99	0.98	0.93
TM9E080C16MP11	CF/CM64D	0.99	0.97	0.93
TM9E100C16MP11	CF/CM/CU48C	0.98	0.95	0.94
TM9E100C16MP11	CF/CM/CU48D	0.98	0.95	0.94
TM9E100C16MP11	CF/CM/CU60C	1.00	0.99	0.94
TM9E100C16MP11	CF/CM/CU60D	0.99	0.98	0.93
TM9E100C16MP11	CF/CM64D	0.99	0.97	0.93
TM9E100C20MP11	CF/CM/CU48C	0.99	1.00	0.93
TM9E100C20MP11	CF/CM/CU48D	1.00	1.01	0.94
TM9E100C20MP11	CF/CM/CU60C	1.00	1.01	0.94
TM9E100C20MP11	CF/CM/CU60D	1.00	1.01	0.92
TM9E100C20MP11	CF/CM64D	1.00	1.01	0.92

**FURNACE MULTIPLIERS- 4 TON (Continued)**

Furnaces	Coil	T.C.	S.C.	KW
TM9E120D20MP11	CF/CM/CU48D	0.99	0.99	0.93
TM9E120D20MP11	CF/CM/CU60D	0.99	1.01	0.91
TM9E120D20MP11	CF/CM64D	0.99	1.00	0.91
TM9V080C16MP11	CF/CM/CU48C	1.01	1.02	0.95
TM9V080C16MP11	CF/CM/CU48D	0.99	0.99	0.91
TM9V080C16MP11	CF/CM/CU60C	0.98	0.97	0.92
TM9V080C16MP11	CF/CM/CU60D	0.99	1.00	0.93
TM9V080C16MP11	CF/CM64D	0.98	0.96	0.90
TM9V100C16MP11	CF/CM/CU48C	1.01	1.02	0.95
TM9V100C16MP11	CF/CM/CU48D	0.99	0.99	0.91
TM9V100C16MP11	CF/CM/CU60C	0.98	0.97	0.92
TM9V100C16MP11	CF/CM/CU60D	0.99	1.00	0.93
TM9V100C16MP11	CF/CM64D	0.98	0.96	0.90
TM9V100C20MP11	CF/CM/CU48C	1.01	1.03	0.97
TM9V100C20MP11	CF/CM/CU48D	1.01	0.98	0.93
TM9V100C20MP11	CF/CM/CU60C	1.01	1.05	0.97
TM9V100C20MP11	CF/CM/CU60D	0.98	0.97	0.92
TM9V100C20MP11	CF/CM64D	0.98	0.96	0.90
TM9V120D20MP11	CF/CM/CU48D	0.98	0.95	0.92
TM9V120D20MP11	CF/CM/CU60D	0.98	0.98	0.90
TM9V120D20MP11	CF/CM64D	1.01	1.05	0.95
TM9Y080C16MP11	CF/CM/CU48C	0.98	0.95	0.94
TM9Y080C16MP11	CF/CM/CU48D	0.98	0.95	0.94
TM9Y080C16MP11	CF/CM/CU60C	1.00	0.99	0.94
TM9Y080C16MP11	CF/CM/CU60D	0.99	0.98	0.93
TM9Y080C16MP11	CF/CM64D	0.99	0.97	0.93
TM9Y100C16MP11	CF/CM/CU48C	0.98	0.95	0.94
TM9Y100C16MP11	CF/CM/CU48D	0.98	0.95	0.94
TM9Y100C16MP11	CF/CM/CU60C	1.00	0.99	0.94
TM9Y100C16MP11	CF/CM/CU60D	0.99	0.98	0.93
TM9Y100C16MP11	CF/CM64D	0.99	0.97	0.93
TM9Y100C20MP11	CF/CM/CU48C	0.99	1.00	0.93
TM9Y100C20MP11	CF/CM/CU48D	1.00	1.01	0.94
TM9Y100C20MP11	CF/CM/CU60C	1.00	1.01	0.94
TM9Y100C20MP11	CF/CM/CU60D	1.00	1.01	0.92
TM9Y100C20MP11	CF/CM64D	1.00	1.01	0.92
TM9Y120D20MP11	CF/CM/CU48D	0.99	0.99	0.93
TM9Y120D20MP11	CF/CM/CU60D	0.99	1.01	0.91
TM9Y120D20MP11	CF/CM64D	0.99	1.00	0.91
TMLV080C16MP11	CF/CM/CU48C	0.99	0.96	0.93
TMLV080C16MP11	CF/CM/CU48D	1.01	0.98	0.95
TMLV080C16MP11	CF/CM/CU60C	0.99	0.98	0.91
TMLV080C16MP11	CF/CM/CU60D	0.99	0.98	0.91
TMLV080C16MP11	CF/CM64D	1.01	1.02	0.93
TMLV100C16MP11	CF/CM/CU48C	0.99	0.96	0.93
TMLV100C16MP11	CF/CM/CU48D	1.01	0.98	0.95
TMLV100C16MP11	CF/CM/CU60C	0.99	0.98	0.91
TMLV100C16MP11	CF/CM/CU60D	0.99	0.98	0.91
TMLV100C16MP11	CF/CM64D	1.01	1.02	0.93
TMLV100C20MP11	CF/CM/CU48C	0.99	0.96	0.93
TMLV100C20MP11	CF/CM/CU48D	1.01	1.03	0.93
TMLV100C20MP11	CF/CM/CU60C	1.00	1.01	0.92
TMLV100C20MP11	CF/CM/CU60D	0.99	0.98	0.93
TMLV100C20MP11	CF/CM64D	1.00	1.01	0.94
TMLV120C20MP11	CF/CM/CU48C	0.99	0.96	0.93

**FURNACE MULTIPLIERS- 4 TON (Continued)**

Furnaces	Coil	T.C.	S.C.	KW
TMLV120C20MP11	CF/CM/CU48D	1.01	1.03	0.93
TMLV120C20MP11	CF/CM/CU60C	1.00	1.01	0.92
TMLV120C20MP11	CF/CM/CU60D	0.99	0.98	0.93
TMLV120C20MP11	CF/CM64D	1.00	1.01	0.94
TMLX080C16MP11	CF/CM/CU48C	1.00	1.00	0.96
TMLX080C16MP11	CF/CM/CU48D	1.00	1.01	0.94
TMLX080C16MP11	CF/CM/CU60C	1.00	1.01	0.94
TMLX080C16MP11	CF/CM/CU60D	1.00	1.01	0.94
TMLX080C16MP11	CF/CM64D	1.00	1.01	0.92
TMLX100C16MP11	CF/CM/CU48C	1.00	1.00	0.96
TMLX100C16MP11	CF/CM/CU48D	1.00	1.01	0.94
TMLX100C16MP11	CF/CM/CU60C	1.00	1.01	0.94
TMLX100C16MP11	CF/CM/CU60D	1.00	1.01	0.94
TMLX100C16MP11	CF/CM64D	1.00	1.01	0.92
TMLX100C20MP11	CF/CM/CU48C	0.99	1.00	0.93
TMLX100C20MP11	CF/CM/CU48D	0.99	0.95	0.91
TMLX100C20MP11	CF/CM/CU60C	1.00	1.01	0.92
TMLX100C20MP11	CF/CM/CU60D	1.01	1.03	0.93
TMLX100C20MP11	CF/CM64D	1.00	1.02	0.92
TMLX120C20MP11	CF/CM/CU48C	0.99	1.00	0.93
TMLX120C20MP11	CF/CM/CU48D	0.99	0.95	0.91
TMLX120C20MP11	CF/CM/CU60C	1.00	1.01	0.92
TMLX120C20MP11	CF/CM/CU60D	1.01	1.03	0.93
TMLX120C20MP11	CF/CM64D	1.00	1.02	0.92
TP9C080C16MP12	CF/CM/CU48C	1.01	1.02	0.95
TP9C080C16MP12	CF/CM/CU48D	0.99	0.99	0.91
TP9C080C16MP12	CF/CM/CU60C	0.98	0.97	0.92
TP9C080C16MP12	CF/CM/CU60D	0.99	1.00	0.93
TP9C080C16MP12	CF/CM64D	0.98	0.96	0.90
TP9C100C16MP12	CF/CM/CU48C	1.01	1.02	0.95
TP9C100C16MP12	CF/CM/CU48D	0.99	0.99	0.91
TP9C100C16MP12	CF/CM/CU60C	0.98	0.97	0.92
TP9C100C16MP12	CF/CM/CU60D	0.99	1.00	0.93
TP9C100C16MP12	CF/CM64D	0.98	0.96	0.90
TP9C100C20MP12	CF/CM/CU48C	1.01	1.03	0.97
TP9C100C20MP12	CF/CM/CU48D	1.01	0.98	0.93
TP9C100C20MP12	CF/CM/CU60C	1.01	1.05	0.97
TP9C100C20MP12	CF/CM/CU60D	0.98	0.97	0.92
TP9C100C20MP12	CF/CM64D	0.98	0.96	0.90
TP9C120D20MP12	CF/CM/CU48D	0.98	0.95	0.92
TP9C120D20MP12	CF/CM/CU60D	0.98	0.98	0.90
TP9C120D20MP12	CF/CM64D	1.01	1.05	0.95
TPLC080C16MP12	CF/CM/CU48C	0.99	0.96	0.93
TPLC080C16MP12	CF/CM/CU48D	1.01	0.98	0.95
TPLC080C16MP12	CF/CM/CU60C	0.99	0.98	0.91
TPLC080C16MP12	CF/CM/CU60D	0.99	0.98	0.91
TPLC080C16MP12	CF/CM64D	1.01	1.02	0.93
TPLC100C16MP12	CF/CM/CU48C	0.99	0.96	0.93
TPLC100C16MP12	CF/CM/CU48D	1.01	0.98	0.95
TPLC100C16MP12	CF/CM/CU60C	0.99	0.98	0.91
TPLC100C16MP12	CF/CM/CU60D	0.99	0.98	0.91
TPLC100C16MP12	CF/CM64D	1.01	1.02	0.93
TPLC100C20MP12	CF/CM/CU48C	0.99	0.96	0.93
TPLC100C20MP12	CF/CM/CU48D	1.01	1.03	0.93
TPLC100C20MP12	CF/CM/CU60C	1.00	1.01	0.92

**FURNACE MULTIPLIERS- 4 TON (Continued)**

Furnaces	Coil	T.C.	S.C.	KW
TPLC100C20MP12	CF/CM/CU60D	0.99	0.98	0.93
TPLC100C20MP12	CF/CM64D	1.00	1.01	0.94
TPLC120C20MP12	CF/CM/CU48C	0.99	0.96	0.93
TPLC120C20MP12	CF/CM/CU48D	1.01	1.03	0.93
TPLC120C20MP12	CF/CM/CU60C	1.00	1.01	0.92
TPLC120C20MP12	CF/CM/CU60D	0.99	0.98	0.93
TPLC120C20MP12	CF/CM64D	1.00	1.01	0.94
CP9C080C16MP12	CF/CM/CU48C	1.01	1.02	0.95
CP9C080C16MP12	CF/CM/CU48D	0.99	0.99	0.91
CP9C080C16MP12	CF/CM/CU60C	0.98	0.97	0.92
CP9C080C16MP12	CF/CM/CU60D	0.99	1.00	0.93
CP9C080C16MP12	CF/CM64D	0.98	0.96	0.90
CP9C100C16MP12	CF/CM/CU48C	1.01	1.02	0.95
CP9C100C16MP12	CF/CM/CU48D	0.99	0.99	0.91
CP9C100C16MP12	CF/CM/CU60C	0.98	0.97	0.92
CP9C100C16MP12	CF/CM/CU60D	0.99	1.00	0.93
CP9C100C16MP12	CF/CM64D	0.98	0.96	0.90
CP9C100C20MP12	CF/CM/CU48C	1.01	1.03	0.97
CP9C100C20MP12	CF/CM/CU48D	1.01	0.98	0.93
CP9C100C20MP12	CF/CM/CU60C	1.01	1.05	0.97
CP9C100C20MP12	CF/CM/CU60D	0.98	0.97	0.92
CP9C100C20MP12	CF/CM64D	0.98	0.96	0.90
CP9C120D20MP12	CF/CM/CU48D	0.98	0.95	0.92
CP9C120D20MP12	CF/CM/CU60D	0.98	0.98	0.90

**FURNACE MULTIPLIERS- 4 TON (Continued)**

Furnaces	Coil	T.C.	S.C.	KW
CP9C120D20MP12	CF/CM64D	1.01	1.05	0.95
CPLC080C16MP12	CF/CM/CU48C	0.99	0.96	0.93
CPLC080C16MP12	CF/CM/CU48D	1.01	0.98	0.95
CPLC080C16MP12	CF/CM/CU60C	0.99	0.98	0.91
CPLC080C16MP12	CF/CM/CU60D	0.99	0.98	0.91
CPLC080C16MP12	CF/CM64D	1.01	1.02	0.93
CPLC100C16MP12	CF/CM/CU48C	0.99	0.96	0.93
CPLC100C16MP12	CF/CM/CU48D	1.01	0.98	0.95
CPLC100C16MP12	CF/CM/CU60C	0.99	0.98	0.91
CPLC100C16MP12	CF/CM/CU60D	0.99	0.98	0.91
CPLC100C16MP12	CF/CM64D	1.01	1.02	0.93
CPLC100C20MP12	CF/CM/CU48C	0.99	0.96	0.93
CPLC100C20MP12	CF/CM/CU48D	1.01	1.03	0.93
CPLC100C20MP12	CF/CM/CU60C	1.00	1.01	0.92
CPLC100C20MP12	CF/CM/CU60D	0.99	0.98	0.93
CPLC100C20MP12	CF/CM64D	1.00	1.01	0.94
CPLC120C20MP12	CF/CM/CU48C	0.99	0.96	0.93
CPLC120C20MP12	CF/CM/CU48D	1.01	1.03	0.93
CPLC120C20MP12	CF/CM/CU60C	1.00	1.01	0.92
CPLC120C20MP12	CF/CM/CU60D	0.99	0.98	0.93
CPLC120C20MP12	CF/CM64D	1.00	1.01	0.94

**PERFORMANCE DATA - 4 TON 575 Volt**

<b>CONDENSER-ONLY DATA (OUTDOOR UNIT)</b>																		
<b>MODEL</b>	<b>SATURATED SUCTION @ COMPRESSOR</b>		<b>Outdoor Ambient Temperature</b>															
			<b>55 °F</b>		<b>65 °F</b>		<b>75 °F</b>		<b>85 °F</b>		<b>95 °F</b>		<b>105 °F</b>		<b>115 °F</b>		<b>125 °F</b>	
	<b>T (°F)</b>	<b>P (PSIG)</b>	<b>MBH</b>	<b>KW</b>	<b>MBH</b>	<b>KW</b>	<b>MBH</b>	<b>KW</b>	<b>MBH</b>	<b>KW</b>	<b>MBH</b>	<b>KW</b>	<b>MBH</b>	<b>KW</b>	<b>MBH</b>	<b>KW</b>	<b>MBH</b>	<b>KW</b>
<b>TCD48B51S</b>	35	107	47.6	2.49	45.2	2.77	42.7	3.08	40.2	3.43	37.6	3.83	34.9	4.30	32.0	4.82	29.0	5.43
	40	118	52.4	2.51	49.8	2.78	47.2	3.08	44.5	3.43	41.7	3.82	38.8	4.28	35.7	4.81	32.5	5.41
	45	130	57.4	2.53	54.7	2.80	51.9	3.09	49.1	3.43	46.1	3.82	43.0	4.28	39.7	4.80	36.3	5.38
	50	142	62.9	2.56	59.9	2.82	56.9	3.12	53.9	3.45	50.8	3.82	47.4	4.27	43.9	4.79	40.3	5.35
	55	156	68.7	2.59	65.5	2.85	62.3	3.14	58.9	3.47	55.6	3.83	52.2	4.27	48.4	4.78	44.5	5.33

**Notes:**

- For Outdoor Unit (Condenser) performance only. Data does not include the effects of air handler power or heat.
- Performance based on 15°F subcooling and 15°F superheat at the Outdoor Unit base valves.
  - Increase capacity by 1% for each 2°F increase in subcooling.
  - Decrease capacity by 1% for each 2°F decrease in subcooling.
- Maximum recommended condensing temperature is 140°F.

<b>COOLING PERFORMANCE DATA</b>																
<b>OUTDOOR UNIT MODEL NO.</b>			<b>TCD48B51S</b>													
<b>INDOOR COIL MODEL NO.</b>			<b>CF48CXA1</b>													
<b>AIR TEMP. ENTERING OUTDOOR UNIT (°F)</b>	<b>ID CFM</b>	<b>1400</b>					<b>1600</b>					<b>1800</b>				
	<b>ID DB (°F)</b>	<b>80</b>	<b>80</b>	<b>75</b>	<b>80</b>	<b>80</b>	<b>80</b>	<b>80</b>	<b>75</b>	<b>80</b>	<b>80</b>	<b>80</b>	<b>80</b>	<b>75</b>	<b>80</b>	<b>80</b>
	<b>ID WB (°F)</b>	<b>57</b>	<b>62</b>	<b>62</b>	<b>67</b>	<b>72</b>	<b>57</b>	<b>62</b>	<b>62</b>	<b>67</b>	<b>72</b>	<b>57</b>	<b>62</b>	<b>62</b>	<b>67</b>	<b>72</b>
<b>55</b>	<b>T.C.</b>	44.9	47.6	47.5	49.3	49.9	45.1	47.8	47.5	49.4	49.9	45.3	48.0	47.6	49.5	49.9
	<b>S.C.</b>	44.1	37.8	32.4	30.3	23.1	44.5	38.9	33.1	30.8	23.3	44.9	39.9	33.9	31.3	23.5
	<b>KW</b>	2.62	2.66	2.66	2.68	2.70	2.70	2.74	2.74	2.76	2.78	2.77	2.81	2.81	2.84	2.86
<b>65</b>	<b>T.C.</b>	44.6	47.3	47.0	49.6	50.9	45.4	47.6	47.4	49.9	51.0	46.2	48.0	47.7	50.1	51.1
	<b>S.C.</b>	43.9	39.2	33.1	31.4	23.8	44.8	40.6	34.3	32.2	24.1	45.6	42.1	35.5	33.1	24.5
	<b>KW</b>	2.89	2.92	2.92	2.95	2.97	2.97	3.00	3.00	3.03	3.05	3.05	3.07	3.07	3.10	3.13
<b>75</b>	<b>T.C.</b>	44.4	46.9	46.6	49.9	51.9	45.7	47.4	47.2	50.3	52.1	47.1	47.9	47.8	50.7	52.3
	<b>S.C.</b>	43.8	40.5	33.9	32.5	24.5	45.1	42.4	35.5	33.7	25.0	46.4	44.3	37.2	34.8	25.4
	<b>KW</b>	3.17	3.18	3.18	3.22	3.23	3.24	3.26	3.26	3.29	3.31	3.32	3.33	3.33	3.36	3.39
<b>85</b>	<b>T.C.</b>	42.6	44.8	44.6	48.4	51.2	44.0	45.5	45.3	48.9	51.5	45.5	46.2	46.0	49.4	51.8
	<b>S.C.</b>	42.0	39.2	32.9	32.3	24.6	43.4	41.4	34.8	33.9	25.3	44.8	43.7	36.7	35.5	26.1
	<b>KW</b>	3.56	3.59	3.57	3.59	3.61	3.63	3.66	3.64	3.67	3.68	3.70	3.73	3.71	3.74	3.76
<b>95</b>	<b>T.C.</b>	40.8	42.7	42.6	46.9	50.4	42.3	43.5	43.4	47.5	50.9	43.9	44.4	44.2	48.1	51.3
	<b>S.C.</b>	40.2	37.8	32.0	32.2	24.7	41.7	40.5	34.1	34.2	25.7	43.3	43.2	36.2	36.2	26.7
	<b>KW</b>	3.96	3.99	3.96	3.97	3.98	4.02	4.05	4.03	4.04	4.05	4.08	4.12	4.10	4.12	4.13
<b>105</b>	<b>T.C.</b>	38.9	40.2	40.1	44.1	47.8	40.3	41.1	40.8	44.6	48.2	41.7	42.0	41.5	45.2	48.7
	<b>S.C.</b>	38.5	36.6	30.9	31.0	23.8	39.8	38.9	32.9	33.0	24.8	41.2	41.2	35.0	35.0	25.8
	<b>KW</b>	4.68	4.73	4.73	4.68	4.64	4.73	4.77	4.79	4.74	4.71	4.78	4.82	4.84	4.80	4.78
<b>115</b>	<b>T.C.</b>	37.2	37.8	37.6	41.4	45.2	38.4	38.8	38.3	41.9	45.6	39.7	39.8	38.9	42.3	46.1
	<b>S.C.</b>	36.9	35.5	29.9	29.9	22.9	38.0	37.3	31.8	31.8	23.9	39.1	39.2	33.7	33.8	24.9
	<b>KW</b>	5.38	5.44	5.47	5.37	5.27	5.42	5.47	5.52	5.41	5.34	5.45	5.50	5.56	5.46	5.41
<b>125</b>	<b>T.C.</b>	35.4	35.4	35.2	38.7	42.6	36.5	36.4	35.7	39.1	43.0	37.6	37.5	36.3	39.5	43.5
	<b>S.C.</b>	35.2	34.3	28.9	28.8	22.0	36.1	35.8	30.7	30.7	23.0	37.0	37.2	32.5	32.6	24.0
	<b>KW</b>	6.09	6.16	6.21	6.07	5.91	6.10	6.17	6.25	6.09	5.97	6.12	6.18	6.29	6.12	6.04
ALL CAPACITIES INCLUDE INDOOR FAN HEAT. KW VALUES ARE FOR THE SYSTEM (OUTDOOR + INDOOR).																
Green shaded cells are ACCA (TVA) conditions.																
Blue shaded cells are AHRI conditions.																

**Multipliers for determining the performance with other indoor sections.**

**NOTE:** For dry bulb temperatures different than those listed (between 73-87 °F), sensible capacity increases by 1060 BTUH per 1000 CFM per degree above the listed temperature and decreases by 1060 BTUH per 1000 CFM per degree below the listed temperature.

**COIL MULTIPLIERS- 4 TON**

Air Handler	Coil	T.C.	S.C.	KW
–	CF/CM/CU48C	1.00	1.00	1.00
–	CF/CM/CU48D	1.00	1.01	1.00
–	CF/CM/CU60C	1.01	1.05	0.97
–	CF/CM/CU60D	1.01	1.05	0.99
–	CF/CM64D	1.01	1.06	0.97
AE48CX21	–	0.99	0.99	0.91
AE48DX21	–	0.99	1.00	0.91
AE60CX21	–	1.00	1.02	0.92
AE60DX21	–	1.01	1.02	0.91
AP48CX21	–	1.01	0.98	1.01
AP48DX21	–	1.00	1.00	1.00
AP60CX21	–	1.01	1.06	0.99
AP60DX21	–	1.01	1.06	1.01
AVC48CX21	–	1.01	1.00	0.95
AVC48DX21	–	1.01	1.01	0.93
AVC60CX21	–	1.01	1.00	0.93
AVC60DX21	–	1.01	1.03	0.93
ME14DN21	CF/CM60D	1.01	1.02	0.93
ME14DN21	CF/CM64D	1.01	1.00	0.91
ME16CN21	CF/CM48C	1.01	1.03	0.93
ME16CN21	CF/CM60C	1.01	1.03	0.93
ME20DN21	CF/CM48D	1.01	1.03	0.93
ME20DN21	CF/CM60D	1.01	1.02	0.93
ME20DN21	CF/CM64D	1.01	1.02	0.91
MVC14DN21	CF/CM48D	1.01	0.97	0.93
MVC14DN21	CF/CM60D	1.01	0.99	0.93
MVC14DN21	CF/CM64D	1.01	0.98	0.91
MVC16CN21	CF/CM48C	1.01	1.02	0.93
MVC16CN21	CF/CM60C	1.01	1.08	0.91
MVC20DN21	CF/CM48D	1.01	1.03	0.93
MVC20DN21	CF/CM60D	1.01	1.03	0.93
MVC20DN21	CF/CM64D	1.01	1.00	0.91

**FURNACE MULTIPLIERS- 4 TON**

Furnaces	Coil	T.C.	S.C.	KW
TM8V080C16MP11	CF/CM/CU48C	0.99	0.96	0.93
TM8V080C16MP11	CF/CM/CU48D	1.01	0.98	0.95
TM8V080C16MP11	CF/CM/CU60C	0.99	0.98	0.91
TM8V080C16MP11	CF/CM/CU60D	0.99	0.98	0.91
TM8V080C16MP11	CF/CM64D	1.01	1.02	0.93
TM8V100C16MP11	CF/CM/CU48C	0.99	0.96	0.93
TM8V100C16MP11	CF/CM/CU48D	1.01	0.98	0.95
TM8V100C16MP11	CF/CM/CU60C	0.99	0.98	0.91
TM8V100C16MP11	CF/CM/CU60D	0.99	0.98	0.91
TM8V100C16MP11	CF/CM64D	1.01	1.02	0.93
TM8V100C20MP11	CF/CM/CU48C	0.99	0.96	0.93
TM8V100C20MP11	CF/CM/CU48D	1.01	1.03	0.93
TM8V100C20MP11	CF/CM/CU60C	1.00	1.01	0.92
TM8V100C20MP11	CF/CM/CU60D	0.99	0.98	0.93
TM8V100C20MP11	CF/CM64D	1.00	1.00	0.94
TM8V120C20MP11	CF/CM/CU48C	0.99	0.96	0.93
TM8V120C20MP11	CF/CM/CU48D	1.01	1.03	0.93
TM8V120C20MP11	CF/CM/CU60C	1.00	1.01	0.92
TM8V120C20MP11	CF/CM/CU60D	0.99	0.98	0.93
TM8V120C20MP11	CF/CM64D	1.00	1.00	0.94

**FURNACE MULTIPLIERS- 4 TON (Continued)**

Furnaces	Coil	T.C.	S.C.	KW
TM8X080C16MP11	CF/CM/CU48C	1.00	1.00	0.96
TM8X080C16MP11	CF/CM/CU48D	1.00	1.01	0.94
TM8X080C16MP11	CF/CM/CU60C	1.00	1.00	0.94
TM8X080C16MP11	CF/CM/CU60D	1.00	1.01	0.94
TM8X080C16MP11	CF/CM64D	1.00	1.01	0.92
TM8X100C16MP11	CF/CM/CU48C	1.00	1.00	0.96
TM8X100C16MP11	CF/CM/CU48D	1.00	1.01	0.94
TM8X100C16MP11	CF/CM/CU60C	1.00	1.00	0.94
TM8X100C16MP11	CF/CM/CU60D	1.00	1.01	0.94
TM8X100C16MP11	CF/CM64D	1.00	1.01	0.92
TM8X100C20MP11	CF/CM/CU48C	0.99	1.00	0.93
TM8X100C20MP11	CF/CM/CU48D	0.99	0.95	0.91
TM8X100C20MP11	CF/CM/CU60C	1.00	1.03	0.92
TM8X100C20MP11	CF/CM/CU60D	1.01	1.03	0.93
TM8X100C20MP11	CF/CM64D	1.00	1.01	0.92
TM8X120C20MP11	CF/CM/CU48C	0.99	1.00	0.93
TM8X120C20MP11	CF/CM/CU48D	0.99	0.95	0.91
TM8X120C20MP11	CF/CM/CU60C	1.00	1.03	0.92
TM8X120C20MP11	CF/CM/CU60D	1.01	1.03	0.93
TM8X120C20MP11	CF/CM64D	1.00	1.01	0.92
TM8Y080C16MP11	CF/CM/CU48C	1.00	1.00	0.96
TM8Y080C16MP11	CF/CM/CU48D	1.00	1.01	0.94
TM8Y080C16MP11	CF/CM/CU60C	1.00	1.00	0.94
TM8Y080C16MP11	CF/CM/CU60D	1.00	1.01	0.94
TM8Y080C16MP11	CF/CM64D	1.00	1.01	0.92
TM8Y100C16MP11	CF/CM/CU48C	1.00	1.00	0.96
TM8Y100C16MP11	CF/CM/CU48D	1.00	1.01	0.94
TM8Y100C16MP11	CF/CM/CU60C	1.00	1.00	0.94
TM8Y100C16MP11	CF/CM/CU60D	1.00	1.01	0.94
TM8Y100C16MP11	CF/CM64D	1.00	1.01	0.92
TM8Y100C20MP11	CF/CM/CU48C	0.99	1.00	0.93
TM8Y100C20MP11	CF/CM/CU48D	0.99	0.95	0.91
TM8Y100C20MP11	CF/CM/CU60C	1.00	1.03	0.92
TM8Y100C20MP11	CF/CM/CU60D	1.01	1.03	0.93
TM8Y100C20MP11	CF/CM64D	1.00	1.01	0.92
TM8Y120C20MP11	CF/CM/CU48C	0.99	1.00	0.93
TM8Y120C20MP11	CF/CM/CU48D	0.99	0.95	0.91
TM8Y120C20MP11	CF/CM/CU60C	1.00	1.03	0.92
TM8Y120C20MP11	CF/CM/CU60D	1.01	1.03	0.93
TM8Y120C20MP11	CF/CM64D	1.00	1.01	0.92
TM9E080C16MP11	CF/CM/CU48C	0.98	0.94	0.94
TM9E080C16MP11	CF/CM/CU48D	0.98	0.95	0.94
TM9E080C16MP11	CF/CM/CU60C	1.00	0.98	0.94
TM9E080C16MP11	CF/CM/CU60D	0.99	0.98	0.93
TM9E080C16MP11	CF/CM64D	0.99	0.97	0.93
TM9E100C16MP11	CF/CM/CU48C	0.98	0.94	0.94
TM9E100C16MP11	CF/CM/CU48D	0.98	0.95	0.94
TM9E100C16MP11	CF/CM/CU60C	1.00	0.98	0.94
TM9E100C16MP11	CF/CM/CU60D	0.99	0.98	0.93
TM9E100C16MP11	CF/CM64D	0.99	0.97	0.93
TM9E100C20MP11	CF/CM/CU48C	0.99	0.99	0.93
TM9E100C20MP11	CF/CM/CU48D	1.00	1.01	0.94
TM9E100C20MP11	CF/CM/CU60C	1.00	1.01	0.94
TM9E100C20MP11	CF/CM/CU60D	1.00	1.03	0.92
TM9E100C20MP11	CF/CM64D	1.00	1.01	0.92

**FURNACE MULTIPLIERS- 4 TON (Continued)**

Furnaces	Coil	T.C.	S.C.	KW
TM9E120D20MP11	CF/CM/CU48D	0.99	0.99	0.93
TM9E120D20MP11	CF/CM/CU60D	0.99	1.01	0.91
TM9E120D20MP11	CF/CM64D	0.99	0.99	0.91
TM9V080C16MP11	CF/CM/CU48C	1.01	1.02	0.95
TM9V080C16MP11	CF/CM/CU48D	0.99	0.99	0.91
TM9V080C16MP11	CF/CM/CU60C	0.98	0.97	0.92
TM9V080C16MP11	CF/CM/CU60D	0.99	1.00	0.93
TM9V080C16MP11	CF/CM64D	0.98	0.96	0.90
TM9V100C16MP11	CF/CM/CU48C	1.01	1.02	0.95
TM9V100C16MP11	CF/CM/CU48D	0.99	0.99	0.91
TM9V100C16MP11	CF/CM/CU60C	0.98	0.97	0.92
TM9V100C16MP11	CF/CM/CU60D	0.99	1.00	0.93
TM9V100C16MP11	CF/CM64D	0.98	0.96	0.90
TM9V100C20MP11	CF/CM/CU48C	1.01	1.02	0.97
TM9V100C20MP11	CF/CM/CU48D	1.01	0.98	0.93
TM9V100C20MP11	CF/CM/CU60C	1.01	1.04	0.97
TM9V100C20MP11	CF/CM/CU60D	0.98	0.97	0.92
TM9V100C20MP11	CF/CM64D	0.98	0.96	0.90
TM9V120D20MP11	CF/CM/CU48D	0.98	0.95	0.92
TM9V120D20MP11	CF/CM/CU60D	0.98	0.96	0.90
TM9V120D20MP11	CF/CM64D	1.01	1.05	0.95
TM9Y080C16MP11	CF/CM/CU48C	0.98	0.94	0.94
TM9Y080C16MP11	CF/CM/CU48D	0.98	0.95	0.94
TM9Y080C16MP11	CF/CM/CU60C	1.00	0.98	0.94
TM9Y080C16MP11	CF/CM/CU60D	0.99	0.98	0.93
TM9Y080C16MP11	CF/CM64D	0.99	0.97	0.93
TM9Y100C16MP11	CF/CM/CU48C	0.98	0.94	0.94
TM9Y100C16MP11	CF/CM/CU48D	0.98	0.95	0.94
TM9Y100C16MP11	CF/CM/CU60C	1.00	0.98	0.94
TM9Y100C16MP11	CF/CM/CU60D	0.99	0.98	0.93
TM9Y100C16MP11	CF/CM64D	0.99	0.97	0.93
TM9Y100C20MP11	CF/CM/CU48C	0.99	0.99	0.93
TM9Y100C20MP11	CF/CM/CU48D	1.00	1.01	0.94
TM9Y100C20MP11	CF/CM/CU60C	1.00	1.01	0.94
TM9Y100C20MP11	CF/CM/CU60D	1.00	1.03	0.92
TM9Y100C20MP11	CF/CM64D	1.00	1.01	0.92
TM9Y120D20MP11	CF/CM/CU48D	0.99	0.99	0.93
TM9Y120D20MP11	CF/CM/CU60D	0.99	1.01	0.91
TM9Y120D20MP11	CF/CM64D	0.99	0.99	0.91
TMLV080C16MP11	CF/CM/CU48C	0.99	0.96	0.93
TMLV080C16MP11	CF/CM/CU48D	1.01	0.98	0.95
TMLV080C16MP11	CF/CM/CU60C	0.99	0.98	0.91
TMLV080C16MP11	CF/CM/CU60D	0.99	0.98	0.91
TMLV080C16MP11	CF/CM64D	1.01	1.02	0.93
TMLV100C16MP11	CF/CM/CU48C	0.99	0.96	0.93
TMLV100C16MP11	CF/CM/CU48D	1.01	0.98	0.95
TMLV100C16MP11	CF/CM/CU60C	0.99	0.98	0.91
TMLV100C16MP11	CF/CM/CU60D	0.99	0.98	0.91
TMLV100C16MP11	CF/CM64D	1.01	1.02	0.93
TMLV100C20MP11	CF/CM/CU48C	0.99	0.96	0.93
TMLV100C20MP11	CF/CM/CU48D	1.01	1.03	0.93
TMLV100C20MP11	CF/CM/CU60C	1.00	1.01	0.92
TMLV100C20MP11	CF/CM/CU60D	0.99	0.98	0.93
TMLV100C20MP11	CF/CM64D	1.00	1.00	0.94
TMLV120C20MP11	CF/CM/CU48C	0.99	0.96	0.93

**FURNACE MULTIPLIERS- 4 TON (Continued)**

Furnaces	Coil	T.C.	S.C.	KW
TMLV120C20MP11	CF/CM/CU48D	1.01	1.03	0.93
TMLV120C20MP11	CF/CM/CU60C	1.00	1.01	0.92
TMLV120C20MP11	CF/CM/CU60D	0.99	0.98	0.93
TMLV120C20MP11	CF/CM64D	1.00	1.00	0.94
TMLX080C16MP11	CF/CM/CU48C	1.00	1.00	0.96
TMLX080C16MP11	CF/CM/CU48D	1.00	1.01	0.94
TMLX080C16MP11	CF/CM/CU60C	1.00	1.00	0.94
TMLX080C16MP11	CF/CM/CU60D	1.00	1.01	0.94
TMLX080C16MP11	CF/CM64D	1.00	1.01	0.92
TMLX100C16MP11	CF/CM/CU48C	1.00	1.00	0.96
TMLX100C16MP11	CF/CM/CU48D	1.00	1.01	0.94
TMLX100C16MP11	CF/CM/CU60C	1.00	1.00	0.94
TMLX100C16MP11	CF/CM/CU60D	1.00	1.01	0.94
TMLX100C16MP11	CF/CM64D	1.00	1.01	0.92
TMLX100C20MP11	CF/CM/CU48C	0.99	1.00	0.93
TMLX100C20MP11	CF/CM/CU48D	0.99	0.95	0.91
TMLX100C20MP11	CF/CM/CU60C	1.00	1.03	0.92
TMLX100C20MP11	CF/CM/CU60D	1.01	1.03	0.93
TMLX100C20MP11	CF/CM64D	1.00	1.01	0.92
TMLX120C20MP11	CF/CM/CU48C	0.99	1.00	0.93
TMLX120C20MP11	CF/CM/CU48D	0.99	0.95	0.91
TMLX120C20MP11	CF/CM/CU60C	1.00	1.03	0.92
TMLX120C20MP11	CF/CM/CU60D	1.01	1.03	0.93
TMLX120C20MP11	CF/CM64D	1.00	1.01	0.92
TP9C080C16MP12	CF/CM/CU48C	1.01	1.02	0.95
TP9C080C16MP12	CF/CM/CU48D	0.99	0.99	0.91
TP9C080C16MP12	CF/CM/CU60C	0.98	0.97	0.92
TP9C080C16MP12	CF/CM/CU60D	0.99	1.00	0.93
TP9C080C16MP12	CF/CM64D	0.98	0.96	0.90
TP9C100C16MP12	CF/CM/CU48C	1.01	1.02	0.95
TP9C100C16MP12	CF/CM/CU48D	0.99	0.99	0.91
TP9C100C16MP12	CF/CM/CU60C	0.98	0.97	0.92
TP9C100C16MP12	CF/CM/CU60D	0.99	1.00	0.93
TP9C100C16MP12	CF/CM64D	0.98	0.96	0.90
TP9C100C20MP12	CF/CM/CU48C	1.01	1.02	0.97
TP9C100C20MP12	CF/CM/CU48D	1.01	0.98	0.93
TP9C100C20MP12	CF/CM/CU60C	1.01	1.04	0.97
TP9C100C20MP12	CF/CM/CU60D	0.98	0.97	0.92
TP9C100C20MP12	CF/CM64D	0.98	0.96	0.90
TP9C120D20MP12	CF/CM/CU48D	0.98	0.95	0.92
TP9C120D20MP12	CF/CM/CU60D	0.98	0.96	0.90
TP9C120D20MP12	CF/CM64D	1.01	1.05	0.95
TPLC080C16MP12	CF/CM/CU48C	0.99	0.96	0.93
TPLC080C16MP12	CF/CM/CU48D	1.01	0.98	0.95
TPLC080C16MP12	CF/CM/CU60C	0.99	0.98	0.91
TPLC080C16MP12	CF/CM/CU60D	0.99	0.98	0.91
TPLC080C16MP12	CF/CM64D	1.01	1.02	0.93
TPLC100C16MP12	CF/CM/CU48C	0.99	0.96	0.93
TPLC100C16MP12	CF/CM/CU48D	1.01	0.98	0.95
TPLC100C16MP12	CF/CM/CU60C	0.99	0.98	0.91
TPLC100C16MP12	CF/CM/CU60D	0.99	0.98	0.91
TPLC100C16MP12	CF/CM64D	1.01	1.02	0.93
TPLC100C20MP12	CF/CM/CU48C	0.99	0.96	0.93
TPLC100C20MP12	CF/CM/CU48D	1.01	1.03	0.93
TPLC100C20MP12	CF/CM/CU60C	1.00	1.01	0.92

**FURNACE MULTIPLIERS- 4 TON (Continued)**

Furnaces	Coil	T.C.	S.C.	KW
TPLC100C20MP12	CF/CM/CU60D	0.99	0.98	0.93
TPLC100C20MP12	CF/CM64D	1.00	1.00	0.94
TPLC120C20MP12	CF/CM/CU48C	0.99	0.96	0.93
TPLC120C20MP12	CF/CM/CU48D	1.01	1.03	0.93
TPLC120C20MP12	CF/CM/CU60C	1.00	1.01	0.92
TPLC120C20MP12	CF/CM/CU60D	0.99	0.98	0.93
TPLC120C20MP12	CF/CM64D	1.00	1.00	0.94
CP9C080C16MP12	CF/CM/CU48C	1.01	1.02	0.95
CP9C080C16MP12	CF/CM/CU48D	0.99	0.99	0.91
CP9C080C16MP12	CF/CM/CU60C	0.98	0.97	0.92
CP9C080C16MP12	CF/CM/CU60D	0.99	1.00	0.93
CP9C080C16MP12	CF/CM64D	0.98	0.96	0.90
CP9C100C16MP12	CF/CM/CU48C	1.01	1.02	0.95
CP9C100C16MP12	CF/CM/CU48D	0.99	0.99	0.91
CP9C100C16MP12	CF/CM/CU60C	0.98	0.97	0.92
CP9C100C16MP12	CF/CM/CU60D	0.99	1.00	0.93
CP9C100C16MP12	CF/CM64D	0.98	0.96	0.90
CP9C100C20MP12	CF/CM/CU48C	1.01	1.02	0.97
CP9C100C20MP12	CF/CM/CU48D	1.01	0.98	0.93
CP9C100C20MP12	CF/CM/CU60C	1.01	1.04	0.97
CP9C100C20MP12	CF/CM/CU60D	0.98	0.97	0.92
CP9C100C20MP12	CF/CM64D	0.98	0.96	0.90
CP9C120D20MP12	CF/CM/CU48D	0.98	0.95	0.92
CP9C120D20MP12	CF/CM/CU60D	0.98	0.96	0.90

**FURNACE MULTIPLIERS- 4 TON (Continued)**

Furnaces	Coil	T.C.	S.C.	KW
CP9C120D20MP12	CF/CM64D	1.01	1.05	0.95
CPLC080C16MP12	CF/CM/CU48C	0.99	0.96	0.93
CPLC080C16MP12	CF/CM/CU48D	1.01	0.98	0.95
CPLC080C16MP12	CF/CM/CU60C	0.99	0.98	0.91
CPLC080C16MP12	CF/CM/CU60D	0.99	0.98	0.91
CPLC080C16MP12	CF/CM64D	1.01	1.02	0.93
CPLC100C16MP12	CF/CM/CU48C	0.99	0.96	0.93
CPLC100C16MP12	CF/CM/CU48D	1.01	0.98	0.95
CPLC100C16MP12	CF/CM/CU60C	0.99	0.98	0.91
CPLC100C16MP12	CF/CM/CU60D	0.99	0.98	0.91
CPLC100C16MP12	CF/CM64D	1.01	1.02	0.93
CPLC100C20MP12	CF/CM/CU48C	0.99	0.96	0.93
CPLC100C20MP12	CF/CM/CU48D	1.01	1.03	0.93
CPLC100C20MP12	CF/CM/CU60C	1.00	1.01	0.92
CPLC100C20MP12	CF/CM/CU60D	0.99	0.98	0.93
CPLC100C20MP12	CF/CM64D	1.00	1.00	0.94
CPLC120C20MP12	CF/CM/CU48C	0.99	0.96	0.93
CPLC120C20MP12	CF/CM/CU48D	1.01	1.03	0.93
CPLC120C20MP12	CF/CM/CU60C	1.00	1.01	0.92
CPLC120C20MP12	CF/CM/CU60D	0.99	0.98	0.93
CPLC120C20MP12	CF/CM64D	1.00	1.00	0.94



**PERFORMANCE DATA - 5 TON 230 Volt**

CONDENSER-ONLY DATA (OUTDOOR UNIT)																		
MODEL	SATURATED SUCTION @ COMPRESSOR		Outdoor Ambient Temperature															
			55 °F		65 °F		75 °F		85 °F		95 °F		105 °F		115 °F		125 °F	
	T (°F)	P (PSIG)	MBH	KW	MBH	KW	MBH	KW	MBH	KW	MBH	KW	MBH	KW	MBH	KW	MBH	KW
TCD60B31S	35	107	54.6	3.04	51.8	3.36	49.1	3.72	46.3	4.13	43.4	4.61	40.4	5.16	37.2	5.77	33.7	6.48
	40	118	60.1	3.07	57.1	3.38	54.1	3.74	51.1	4.14	48.0	4.61	44.7	5.16	41.2	5.78	37.5	6.48
	45	130	65.9	3.11	62.7	3.41	59.5	3.75	56.3	4.16	52.9	4.61	49.3	5.16	45.6	5.78	41.6	6.47
	50	142	72.2	3.15	68.7	3.44	65.3	3.78	61.8	4.17	58.1	4.62	54.3	5.16	50.2	5.79	45.9	6.47
	55	156	78.7	3.21	75.1	3.49	71.4	3.82	67.6	4.19	63.7	4.64	59.5	5.17	55.1	5.80	50.6	6.46

**Notes:**

- For Outdoor Unit (Condenser) performance only. Data does not include the effects of air handler power or heat.
- Performance based on 15°F subcooling and 15°F superheat at the Outdoor Unit base valves.
  - Increase capacity by 1% for each 2°F increase in subcooling.
  - Decrease capacity by 1% for each 2°F decrease in subcooling.
- Maximum recommended condensing temperature is 140°F.

COOLING PERFORMANCE DATA																
OUTDOOR UNIT MODEL NO.		TCD60B31S														
INDOOR COIL MODEL NO.		CF60CXA1														
AIR TEMP. ENTERING OUTDOOR UNIT (°F)	ID CFM	1535					1735					1935				
	ID DB (°F)	80	80	75	80	80	80	80	75	80	80	80	80	75	80	80
	ID WB (°F)	57	62	62	67	72	57	62	62	67	72	57	62	62	67	72
55	T.C.	55.3	58.7	59.6	63.7	66.8	57.5	59.6	60.2	64.3	67.1	59.7	60.5	60.7	65.0	67.5
	S.C.	55.3	49.6	44.3	43.0	33.6	57.5	52.4	46.2	44.3	34.5	59.7	55.2	48.1	45.7	35.4
	KW	3.10	3.14	3.13	3.15	3.17	3.19	3.22	3.21	3.24	3.25	3.27	3.30	3.29	3.32	3.33
65	T.C.	54.1	57.2	57.2	62.0	65.7	56.1	58.2	58.0	62.9	66.4	58.0	59.1	58.9	63.8	67.1
	S.C.	54.1	49.2	42.6	41.9	33.0	56.1	52.1	44.9	43.7	34.1	58.0	54.9	47.2	45.5	35.1
	KW	3.43	3.46	3.45	3.47	3.48	3.51	3.54	3.53	3.55	3.56	3.59	3.62	3.61	3.63	3.64
75	T.C.	52.9	55.6	54.7	60.3	64.7	54.6	56.7	55.9	61.5	65.7	56.4	57.8	57.1	62.6	66.8
	S.C.	52.9	48.9	40.9	40.9	32.5	54.6	51.7	43.6	43.2	33.7	56.4	54.6	46.3	45.4	34.8
	KW	3.76	3.78	3.77	3.78	3.78	3.84	3.86	3.85	3.86	3.86	3.91	3.93	3.92	3.94	3.94
85	T.C.	50.4	53.2	52.1	57.9	62.4	52.1	54.2	53.4	58.7	63.3	53.7	55.1	54.7	59.6	64.1
	S.C.	50.4	47.4	39.6	39.9	31.5	52.1	50.2	42.3	42.1	32.6	53.7	52.9	45.0	44.2	33.8
	KW	4.22	4.25	4.25	4.24	4.23	4.30	4.32	4.31	4.31	4.30	4.37	4.39	4.38	4.39	4.38
95	T.C.	47.9	50.8	49.6	55.4	60.2	49.5	51.6	50.9	56.0	60.8	51.1	52.5	52.3	56.6	61.4
	S.C.	47.9	46.0	38.3	38.9	30.5	49.5	48.6	41.0	41.0	31.6	51.1	51.2	43.7	43.1	32.7
	KW	4.69	4.71	4.72	4.70	4.67	4.75	4.78	4.78	4.77	4.75	4.82	4.84	4.84	4.83	4.82
105	T.C.	46.0	47.7	46.1	52.4	57.0	47.5	48.6	47.5	53.0	57.4	49.0	49.6	48.8	53.6	57.8
	S.C.	46.0	44.5	36.4	37.6	29.1	47.5	46.9	39.0	39.7	30.2	49.0	49.3	41.7	41.8	31.4
	KW	5.49	5.51	5.51	5.47	5.41	5.52	5.56	5.57	5.53	5.48	5.56	5.61	5.63	5.58	5.56
115	T.C.	44.1	44.7	42.8	49.5	53.8	45.5	45.7	44.1	50.1	54.0	46.9	46.7	45.4	50.7	54.2
	S.C.	44.1	43.0	34.6	36.3	27.7	45.5	45.3	37.1	38.4	28.9	46.9	46.7	39.7	40.5	30.0
	KW	6.26	6.29	6.28	6.22	6.13	6.27	6.32	6.34	6.26	6.20	6.28	6.36	6.39	6.31	6.28
125	T.C.	42.3	41.8	39.4	46.5	50.7	43.6	42.8	40.7	47.2	50.7	44.9	43.9	42.0	47.8	50.7
	S.C.	42.3	41.6	32.7	35.0	26.4	43.6	42.8	35.2	37.1	27.5	44.9	43.9	37.8	39.3	28.7
	KW	7.03	7.07	7.05	6.96	6.84	7.02	7.08	7.10	7.00	6.92	7.00	7.10	7.15	7.04	7.00
ALL CAPACITIES INCLUDE INDOOR FAN HEAT. KW VALUES ARE FOR THE SYSTEM (OUTDOOR + INDOOR).																
Green shaded cells are ACCA (TVA) conditions.																
Blue shaded cells are AHRI conditions.																

**Multipliers for determining the performance with other indoor sections.**

**NOTE:** For dry bulb temperatures different than those listed (between 73-87 °F), sensible capacity increases by 1060 BTUH per 1000 CFM per degree above the listed temperature and decreases by 1060 BTUH per 1000 CFM per degree below the listed temperature.

**COIL MULTIPLIERS- 5 TON**

Air Handler	Coil	T.C.	S.C.	KW
–	CF/CM/CU60C	1.00	1.00	1.00
–	CF/CM/CU60D	1.00	1.02	1.00
–	CF/CM64D	1.02	1.02	1.02
AE60CX21	–	1.00	0.98	0.98
AE60DX21	–	1.03	1.03	0.98
AP60CX21	–	0.98	0.97	1.00
AP60DX21	–	0.98	0.98	1.00
AVC60CX21	–	1.01	1.01	0.99
AVC60DX21	–	1.03	1.00	0.98
ME16CN21	CF/CM60C	1.00	0.98	0.96
ME20DN21	CF/CM60D	1.01	1.00	0.97
ME20DN21	CF/CM64D	1.02	0.99	0.98
MVC16CN21	CF/CM60C	1.02	1.01	0.94
MVC20DN21	CF/CM60D	1.00	0.99	0.98
MVC20DN21	CF/CM64D	1.02	0.99	0.98

**FURNACE MULTIPLIERS- 5 TON**

Furnaces	Coil	T.C.	S.C.	KW
TM8V080C16MP11	CF/CM64D	1.01	0.98	1.01
TM8V100C16MP11	CF/CM64D	1.01	0.98	1.01
TM8V100C20MP11	CF/CM/CU60D	0.99	0.98	0.99
TM8V120C20MP11	CF/CM/CU60D	0.99	0.98	0.99
TM8X100C20MP11	CF/CM/CU60C	1.00	0.98	0.98
TM8X100C20MP11	CF/CM/CU60D	1.00	0.99	0.98
TM8X100C20MP11	CF/CM64D	1.02	0.99	0.98
TM8X120C20MP11	CF/CM/CU60C	1.00	0.98	0.98
TM8X120C20MP11	CF/CM/CU60D	1.00	0.99	0.98
TM8X120C20MP11	CF/CM64D	1.02	0.99	0.98
TM8Y100C20MP11	CF/CM/CU60C	1.00	0.98	0.98
TM8Y100C20MP11	CF/CM/CU60D	1.00	0.99	0.98
TM8Y100C20MP11	CF/CM64D	1.02	0.99	0.98
TM8Y120C20MP11	CF/CM/CU60C	1.00	0.98	0.98
TM8Y120C20MP11	CF/CM/CU60D	1.00	0.99	0.98
TM8Y120C20MP11	CF/CM64D	1.02	0.99	0.98
TM9E100C20MP11	CF/CM/CU60D	1.00	0.98	0.98
TM9E120D20MP11	CF/CM/CU60D	1.00	0.98	0.98
TM9V080C16MP11	CF/CM/CU60C	0.99	0.98	0.99
TM9V080C16MP11	CF/CM64D	1.01	0.98	0.99
TM9V100C16MP11	CF/CM/CU60C	0.99	0.98	0.99
TM9V100C16MP11	CF/CM64D	1.01	0.98	0.99

**FURNACE MULTIPLIERS- 5 TON (Continued)**

Furnaces	Coil	T.C.	S.C.	KW
TM9V100C20MP11	CF/CM64D	1.01	0.98	1.01
TM9V120D20MP11	CF/CM/CU60D	1.01	1.03	1.01
TM9V120D20MP11	CF/CM64D	1.02	1.01	1.02
TM9Y100C20MP11	CF/CM/CU60D	1.00	0.98	0.98
TM9Y120D20MP11	CF/CM/CU60D	1.00	0.98	0.98
TMLV080C16MP11	CF/CM64D	1.01	0.98	1.01
TMLV100C16MP11	CF/CM64D	1.01	0.98	1.01
TMLV100C20MP11	CF/CM/CU60D	0.99	0.98	0.99
TMLV120C20MP11	CF/CM/CU60D	0.99	0.98	0.99
TMLX100C20MP11	CF/CM/CU60C	1.00	0.98	0.98
TMLX100C20MP11	CF/CM/CU60D	1.00	0.99	0.98
TMLX100C20MP11	CF/CM64D	1.02	0.99	0.98
TMLX120C20MP11	CF/CM/CU60C	1.00	0.98	0.98
TMLX120C20MP11	CF/CM/CU60D	1.00	0.99	0.98
TMLX120C20MP11	CF/CM64D	1.02	0.99	0.98
TP9C080C16MP12	CF/CM/CU60C	0.99	0.98	0.99
TP9C080C16MP12	CF/CM64D	1.01	0.98	0.99
TP9C100C16MP12	CF/CM/CU60C	0.99	0.98	0.99
TP9C100C16MP12	CF/CM64D	1.01	0.98	0.99
TP9C100C20MP12	CF/CM64D	1.01	0.98	1.01
TP9C120D20MP12	CF/CM/CU60D	1.01	1.03	1.01
TP9C120D20MP12	CF/CM64D	1.02	1.01	1.02
TPLC080C16MP12	CF/CM64D	1.01	0.98	1.01
TPLC100C16MP12	CF/CM64D	1.01	0.98	1.01
TPLC100C20MP12	CF/CM/CU60D	0.99	0.98	0.99
TPLC120C20MP12	CF/CM/CU60D	0.99	0.98	0.99
CP9C080C16MP12	CF/CM/CU60C	0.99	0.98	0.99
CP9C080C16MP12	CF/CM64D	1.01	0.98	0.99
CP9C100C16MP12	CF/CM/CU60C	0.99	0.98	0.99
CP9C100C16MP12	CF/CM64D	1.01	0.98	0.99
CP9C100C20MP12	CF/CM64D	1.01	0.98	1.01
CP9C120D20MP12	CF/CM/CU60D	1.01	1.03	1.01
CP9C120D20MP12	CF/CM64D	1.02	1.01	1.02
CPLC080C16MP12	CF/CM64D	1.01	0.98	1.01
CPLC100C16MP12	CF/CM64D	1.01	0.98	1.01
CPLC100C20MP12	CF/CM/CU60D	0.99	0.98	0.99
CPLC120C20MP12	CF/CM/CU60D	0.99	0.98	0.99

**PERFORMANCE DATA - 5 TON 460 Volt**

CONDENSER-ONLY DATA (OUTDOOR UNIT)																		
MODEL	SATURATED SUCTION @ COMPRESSOR		Outdoor Ambient Temperature															
			55 °F		65 °F		75 °F		85 °F		95 °F		105 °F		115 °F		125 °F	
	T (°F)	P (PSIG)	MBH	KW	MBH	KW	MBH	KW	MBH	KW	MBH	KW	MBH	KW	MBH	KW	MBH	KW
TCD60B41S	35	107	54.6	3.05	51.9	3.37	49.1	3.74	46.4	4.15	43.5	4.62	40.4	5.17	37.2	5.79	33.8	6.51
	40	118	60.1	3.09	57.1	3.40	54.2	3.75	51.2	4.16	48.0	4.63	44.8	5.17	41.3	5.80	37.6	6.51
	45	130	65.9	3.12	62.8	3.42	59.6	3.77	56.3	4.17	52.9	4.63	49.4	5.17	45.6	5.80	41.6	6.50
	50	142	72.1	3.17	68.7	3.46	65.3	3.80	61.8	4.18	58.1	4.63	54.3	5.18	50.2	5.81	46.0	6.49
	55	156	78.7	3.23	75.0	3.51	71.3	3.84	67.5	4.22	63.7	4.65	59.5	5.19	55.1	5.81	50.6	6.49

**Notes:**

- For Outdoor Unit (Condenser) performance only. Data does not include the effects of air handler power or heat.
- Performance based on 15°F subcooling and 15°F superheat at the Outdoor Unit base valves.
  - Increase capacity by 1% for each 2°F increase in subcooling.
  - Decrease capacity by 1% for each 2°F decrease in subcooling.
- Maximum recommended condensing temperature is 140°F.

COOLING PERFORMANCE DATA																
OUTDOOR UNIT MODEL NO.			TCD60B41S													
INDOOR COIL MODEL NO.			CF60CXA1													
AIR TEMP. ENTERING OUTDOOR UNIT (°F)	AIR CFM	1535					1735					1935				
	ID DB (°F)	80	80	75	80	80	80	80	75	80	80	80	80	75	80	80
	ID WB (°F)	57	62	62	67	72	57	62	62	67	72	57	62	62	67	72
55	T.C.	55.3	58.7	59.6	63.7	66.8	57.5	59.6	60.2	64.3	67.1	59.7	60.5	60.7	65.0	67.5
	S.C.	55.3	49.6	44.3	43.0	33.6	57.5	52.4	46.2	44.3	34.5	59.7	55.2	48.1	45.7	35.4
	KW	3.10	3.14	3.13	3.15	3.17	3.19	3.22	3.21	3.24	3.25	3.27	3.30	3.29	3.32	3.33
65	T.C.	54.1	57.2	57.2	62.0	65.7	56.1	58.2	58.0	62.9	66.4	58.0	59.1	58.9	63.8	67.1
	S.C.	54.1	49.2	42.6	41.9	33.0	56.1	52.1	44.9	43.7	34.1	58.0	54.9	47.2	45.5	35.1
	KW	3.43	3.46	3.45	3.47	3.48	3.51	3.54	3.53	3.55	3.56	3.59	3.62	3.61	3.63	3.64
75	T.C.	52.9	55.6	54.7	60.3	64.7	54.6	56.7	55.9	61.5	65.7	56.4	57.8	57.1	62.6	66.8
	S.C.	52.9	48.9	40.9	40.9	32.5	54.6	51.7	43.6	43.2	33.7	56.4	54.6	46.3	45.4	34.8
	KW	3.76	3.78	3.77	3.78	3.78	3.84	3.86	3.85	3.86	3.86	3.91	3.93	3.92	3.94	3.94
85	T.C.	50.4	53.2	52.1	57.9	62.4	52.1	54.2	53.4	58.7	63.3	53.7	55.1	54.7	59.6	64.1
	S.C.	50.4	47.4	39.6	39.9	31.5	52.1	50.2	42.3	42.1	32.6	53.7	52.9	45.0	44.2	33.8
	KW	4.22	4.25	4.25	4.24	4.23	4.30	4.32	4.31	4.31	4.30	4.37	4.39	4.38	4.39	4.38
95	T.C.	47.9	50.8	49.6	55.4	60.2	49.5	51.6	50.9	56.0	60.8	51.1	52.5	52.3	56.6	61.4
	S.C.	47.9	46.0	38.3	38.9	30.5	49.5	48.6	41.0	41.0	31.6	51.1	51.2	43.7	43.1	32.7
	KW	4.69	4.71	4.72	4.70	4.67	4.75	4.78	4.78	4.77	4.75	4.82	4.84	4.84	4.83	4.82
105	T.C.	46.0	47.7	46.1	52.4	57.0	47.5	48.6	47.5	53.0	57.4	49.0	49.6	48.8	53.6	57.8
	S.C.	46.0	44.5	36.4	37.6	29.1	47.5	46.9	39.0	39.7	30.2	49.0	49.3	41.7	41.8	31.4
	KW	5.49	5.51	5.51	5.47	5.41	5.52	5.56	5.57	5.53	5.48	5.56	5.61	5.63	5.58	5.56
115	T.C.	44.1	44.7	42.8	49.5	53.8	45.5	45.7	44.1	50.1	54.0	46.9	46.7	45.4	50.7	54.2
	S.C.	44.1	43.0	34.6	36.3	27.7	45.5	45.3	37.1	38.4	28.9	46.9	46.7	39.7	40.5	30.0
	KW	6.26	6.29	6.28	6.22	6.13	6.27	6.32	6.34	6.26	6.20	6.28	6.36	6.39	6.31	6.28
125	T.C.	42.3	41.8	39.4	46.5	50.7	43.6	42.8	40.7	47.2	50.7	44.9	43.9	42.0	47.8	50.7
	S.C.	42.3	41.6	32.7	35.0	26.4	43.6	42.8	35.2	37.1	27.5	44.9	43.9	37.8	39.3	28.7
	KW	7.03	7.07	7.05	6.96	6.84	7.02	7.08	7.10	7.00	6.92	7.00	7.10	7.15	7.04	7.00
ALL CAPACITIES INCLUDE INDOOR FAN HEAT. KW VALUES ARE FOR THE SYSTEM (OUTDOOR + INDOOR).																
Green shaded cells are ACCA (TVA) conditions.																
Blue shaded cells are AHRI conditions.																

**Multipliers for determining the performance with other indoor sections.**

**NOTE:** For dry bulb temperatures different than those listed (between 73-87 °F), sensible capacity increases by 1060 BTUH per 1000 CFM per degree above the listed temperature and decreases by 1060 BTUH per 1000 CFM per degree below the listed temperature.

**COIL MULTIPLIERS- 5 TON**

Air Handler	Coil	T.C.	S.C.	KW
–	CF/CM/CU60C	1.00	1.00	1.00
–	CF/CM/CU60D	1.00	1.01	1.00
–	CF/CM64D	1.02	1.03	1.02
AE60CX21	–	1.00	0.98	0.98
AP60CX21	–	0.98	0.97	1.00
AP60DX21	–	0.98	0.98	1.00
AVC60CX21	–	1.00	1.01	0.98
ME20DN21	CF/CM60D	1.01	0.99	0.97
ME20DN21	CF/CM64D	1.02	0.99	0.98
MVC16CN21	CF/CM60C	1.02	1.00	0.94
MVC20DN21	CF/CM60D	1.00	0.99	0.98
MVC20DN21	CF/CM64D	1.02	0.99	0.98

**FURNACE MULTIPLIERS- 5 TON**

Furnaces	Coil	T.C.	S.C.	KW
TM8V080C16MP11	CF/CM64D	1.01	0.98	1.01
TM8V100C16MP11	CF/CM64D	1.01	0.98	1.01
TM8V100C20MP11	CF/CM/CU60D	0.99	0.98	0.99
TM8V120C20MP11	CF/CM/CU60D	0.99	0.98	0.99
TM8X100C20MP11	CF/CM/CU60C	1.00	0.98	0.98
TM8X100C20MP11	CF/CM/CU60D	1.00	0.99	0.98
TM8X100C20MP11	CF/CM64D	1.02	0.99	0.98
TM8X120C20MP11	CF/CM/CU60C	1.00	0.98	0.98
TM8X120C20MP11	CF/CM/CU60D	1.00	0.99	0.98
TM8X120C20MP11	CF/CM64D	1.02	0.99	0.98
TM8Y100C20MP11	CF/CM/CU60C	1.00	0.98	0.98
TM8Y100C20MP11	CF/CM/CU60D	1.00	0.99	0.98
TM8Y100C20MP11	CF/CM64D	1.02	0.99	0.98
TM8Y120C20MP11	CF/CM/CU60C	1.00	0.98	0.98
TM8Y120C20MP11	CF/CM/CU60D	1.00	0.99	0.98
TM8Y120C20MP11	CF/CM64D	1.02	0.99	0.98
TM9E100C20MP11	CF/CM/CU60D	1.00	0.96	0.98
TM9E120D20MP11	CF/CM/CU60D	1.00	0.98	0.98
TM9V080C16MP11	CF/CM/CU60C	0.99	0.97	0.99
TM9V080C16MP11	CF/CM64D	1.01	0.98	0.99
TM9V100C16MP11	CF/CM/CU60C	0.99	0.97	0.99
TM9V100C16MP11	CF/CM64D	1.01	0.98	0.99
TM9V100C20MP11	CF/CM64D	1.01	0.98	1.01

**FURNACE MULTIPLIERS- 5 TON (Continued)**

Furnaces	Coil	T.C.	S.C.	KW
TM9V120D20MP11	CF/CM/CU60D	1.01	1.03	1.01
TM9V120D20MP11	CF/CM64D	1.02	1.01	1.02
TM9Y100C20MP11	CF/CM/CU60D	1.00	0.96	0.98
TM9Y120D20MP11	CF/CM/CU60D	1.00	0.98	0.98
TMLV080C16MP11	CF/CM64D	1.01	0.98	1.01
TMLV100C16MP11	CF/CM64D	1.01	0.98	1.01
TMLV100C20MP11	CF/CM/CU60D	0.99	0.98	0.99
TMLV120C20MP11	CF/CM/CU60D	0.99	0.98	0.99
TMLX100C20MP11	CF/CM/CU60C	1.00	0.98	0.98
TMLX100C20MP11	CF/CM/CU60D	1.00	0.99	0.98
TMLX100C20MP11	CF/CM64D	1.02	0.99	0.98
TMLX120C20MP11	CF/CM/CU60C	1.00	0.98	0.98
TMLX120C20MP11	CF/CM/CU60D	1.00	0.99	0.98
TMLX120C20MP11	CF/CM64D	1.02	0.99	0.98
TP9C080C16MP12	CF/CM/CU60C	0.99	0.97	0.99
TP9C080C16MP12	CF/CM64D	1.01	0.98	0.99
TP9C100C16MP12	CF/CM/CU60C	0.99	0.97	0.99
TP9C100C16MP12	CF/CM64D	1.01	0.98	0.99
TP9C100C20MP12	CF/CM64D	1.01	0.98	1.01
TP9C120D20MP12	CF/CM/CU60D	1.01	1.03	1.01
TP9C120D20MP12	CF/CM64D	1.02	1.01	1.02
TPLC080C16MP12	CF/CM64D	1.01	0.98	1.01
TPLC100C16MP12	CF/CM64D	1.01	0.98	1.01
TPLC100C20MP12	CF/CM/CU60D	0.99	0.98	0.99
TPLC120C20MP12	CF/CM/CU60D	0.99	0.98	0.99
CP9C080C16MP12	CF/CM/CU60C	0.99	0.97	0.99
CP9C080C16MP12	CF/CM64D	1.01	0.98	0.99
CP9C100C16MP12	CF/CM/CU60C	0.99	0.97	0.99
CP9C100C16MP12	CF/CM64D	1.01	0.98	0.99
CP9C100C20MP12	CF/CM64D	1.01	0.98	1.01
CP9C120D20MP12	CF/CM/CU60D	1.01	1.03	1.01
CP9C120D20MP12	CF/CM64D	1.02	1.01	1.02
CPLC080C16MP12	CF/CM64D	1.01	0.98	1.01
CPLC100C16MP12	CF/CM64D	1.01	0.98	1.01
CPLC100C20MP12	CF/CM/CU60D	0.99	0.98	0.99
CPLC120C20MP12	CF/CM/CU60D	0.99	0.98	0.99

**PERFORMANCE DATA - 5 TON 575 Volt**

<b>CONDENSER-ONLY DATA (OUTDOOR UNIT)</b>																		
<b>MODEL</b>	<b>SATURATED SUCTION @ COMPRESSOR</b>		<b>Outdoor Ambient Temperature</b>															
			<b>55 °F</b>		<b>65 °F</b>		<b>75 °F</b>		<b>85 °F</b>		<b>95 °F</b>		<b>105 °F</b>		<b>115 °F</b>		<b>125 °F</b>	
	<b>T (°F)</b>	<b>P (PSIG)</b>	<b>MBH</b>	<b>KW</b>	<b>MBH</b>	<b>KW</b>	<b>MBH</b>	<b>KW</b>	<b>MBH</b>	<b>KW</b>	<b>MBH</b>	<b>KW</b>	<b>MBH</b>	<b>KW</b>	<b>MBH</b>	<b>KW</b>	<b>MBH</b>	<b>KW</b>
<b>TCD60B51S</b>	35	107	54.5	3.01	51.8	3.34	49.1	3.71	46.3	4.12	43.4	4.59	40.4	5.13	37.2	5.74	33.7	6.46
	40	118	60.0	3.05	57.1	3.37	54.1	3.72	51.1	4.13	48.0	4.59	44.7	5.13	41.2	5.76	37.5	6.45
	45	130	65.9	3.09	62.7	3.40	59.5	3.74	56.3	4.14	52.9	4.60	49.3	5.14	45.6	5.76	41.6	6.45
	50	142	72.1	3.14	68.7	3.44	65.2	3.77	61.8	4.16	58.1	4.60	54.2	5.14	50.2	5.76	45.9	6.44
	55	156	78.7	3.20	75.0	3.49	71.2	3.82	67.5	4.19	63.6	4.62	59.5	5.15	55.1	5.77	50.6	6.43

**Notes:**

- For Outdoor Unit (Condenser) performance only. Data does not include the effects of air handler power or heat.
- Performance based on 15°F subcooling and 15°F superheat at the Outdoor Unit base valves.
  - Increase capacity by 1% for each 2°F increase in subcooling.
  - Decrease capacity by 1% for each 2°F decrease in subcooling.
- Maximum recommended condensing temperature is 140°F.

<b>COOLING PERFORMANCE DATA</b>																
<b>OUTDOOR UNIT MODEL NO.</b>			<b>TCD60B51S</b>													
<b>INDOOR COIL MODEL NO.</b>			<b>CF60CXA1</b>													
<b>AIR TEMP. ENTERING OUTDOOR UNIT (°F)</b>	<b>ID CFM</b>	<b>1535</b>					<b>1735</b>					<b>1935</b>				
	<b>ID DB (°F)</b>	<b>80</b>	<b>80</b>	<b>75</b>	<b>80</b>	<b>80</b>	<b>80</b>	<b>80</b>	<b>75</b>	<b>80</b>	<b>80</b>	<b>80</b>	<b>80</b>	<b>75</b>	<b>80</b>	<b>80</b>
	<b>ID WB (°F)</b>	<b>57</b>	<b>62</b>	<b>62</b>	<b>67</b>	<b>72</b>	<b>57</b>	<b>62</b>	<b>62</b>	<b>67</b>	<b>72</b>	<b>57</b>	<b>62</b>	<b>62</b>	<b>67</b>	<b>72</b>
55	T.C.	55.3	58.7	59.6	63.7	66.8	57.5	59.6	60.2	64.3	67.1	59.7	60.5	60.7	65.0	67.5
	S.C.	55.3	49.6	44.3	43.0	33.6	57.5	52.4	46.2	44.3	34.5	59.7	55.2	48.1	45.7	35.4
	KW	3.10	3.14	3.13	3.15	3.17	3.19	3.22	3.21	3.24	3.25	3.27	3.30	3.29	3.32	3.33
65	T.C.	54.1	57.2	57.2	62.0	65.7	56.1	58.2	58.0	62.9	66.4	58.0	59.1	58.9	63.8	67.1
	S.C.	54.1	49.2	42.6	41.9	33.0	56.1	52.1	44.9	43.7	34.1	58.0	54.9	47.2	45.5	35.1
	KW	3.43	3.46	3.45	3.47	3.48	3.51	3.54	3.53	3.55	3.56	3.59	3.62	3.61	3.63	3.64
75	T.C.	52.9	55.6	54.7	60.3	64.7	54.6	56.7	55.9	61.5	65.7	56.4	57.8	57.1	62.6	66.8
	S.C.	52.9	48.9	40.9	40.9	32.5	54.6	51.7	43.6	43.2	33.7	56.4	54.6	46.3	45.4	34.8
	KW	3.76	3.78	3.77	3.78	3.78	3.84	3.86	3.85	3.86	3.86	3.91	3.93	3.92	3.94	3.94
85	T.C.	50.4	53.2	52.1	57.9	62.4	52.1	54.2	53.4	58.7	63.3	53.7	55.1	54.7	59.6	64.1
	S.C.	50.4	47.4	39.6	39.9	31.5	52.1	50.2	42.3	42.1	32.6	53.7	52.9	45.0	44.2	33.8
	KW	4.22	4.25	4.25	4.24	4.23	4.30	4.32	4.31	4.31	4.30	4.37	4.39	4.38	4.39	4.38
95	T.C.	47.9	50.8	49.6	55.4	60.2	49.5	51.6	50.9	56.0	60.8	51.1	52.5	52.3	56.6	61.4
	S.C.	47.9	46.0	38.3	38.9	30.5	49.5	48.6	41.0	41.0	31.6	51.1	51.2	43.7	43.1	32.7
	KW	4.69	4.71	4.72	4.70	4.67	4.75	4.78	4.78	4.77	4.75	4.82	4.84	4.84	4.83	4.82
105	T.C.	46.0	47.7	46.1	52.4	57.0	47.5	48.6	47.5	53.0	57.4	49.0	49.6	48.8	53.6	57.8
	S.C.	46.0	44.5	36.4	37.6	29.1	47.5	46.9	39.0	39.7	30.2	49.0	49.3	41.7	41.8	31.4
	KW	5.49	5.51	5.51	5.47	5.41	5.52	5.56	5.57	5.53	5.48	5.56	5.61	5.63	5.58	5.56
115	T.C.	44.1	44.7	42.8	49.5	53.8	45.5	45.7	44.1	50.1	54.0	46.9	46.7	45.4	50.7	54.2
	S.C.	44.1	43.0	34.6	36.3	27.7	45.5	45.3	37.1	38.4	28.9	46.9	46.7	39.7	40.5	30.0
	KW	6.26	6.29	6.28	6.22	6.13	6.27	6.32	6.34	6.26	6.20	6.28	6.36	6.39	6.31	6.28
125	T.C.	42.3	41.8	39.4	46.5	50.7	43.6	42.8	40.7	47.2	50.7	44.9	43.9	42.0	47.8	50.7
	S.C.	42.3	41.6	32.7	35.0	26.4	43.6	42.8	35.2	37.1	27.5	44.9	43.9	37.8	39.3	28.7
	KW	7.03	7.07	7.05	6.96	6.84	7.02	7.08	7.10	7.00	6.92	7.00	7.10	7.15	7.04	7.00
ALL CAPACITIES INCLUDE INDOOR FAN HEAT. KW VALUES ARE FOR THE SYSTEM (OUTDOOR + INDOOR).																
Green shaded cells are ACCA (TVA) conditions.																
Blue shaded cells are AHRI conditions.																

**Multipliers for determining the performance with other indoor sections.**

**NOTE:** For dry bulb temperatures different than those listed (between 73-87 °F), sensible capacity increases by 1060 BTUH per 1000 CFM per degree above the listed temperature and decreases by 1060 BTUH per 1000 CFM per degree below the listed temperature.

**COIL MULTIPLIERS- 5 TON**

Air Handler	Coil	T.C.	S.C.	KW
–	CF/CM/CU60C	1.00	1.00	1.00
–	CF/CM/CU60D	1.00	1.02	1.00
–	CF/CM64D	1.02	1.02	1.02
AP60CX21	–	0.98	0.98	1.00
AP60DX21	–	0.98	0.97	1.00
ME20DN21	CF/CM60D	1.01	1.00	0.97
ME20DN21	CF/CM64D	1.02	0.99	0.98
MVC16CN21	CF/CM60C	1.02	1.01	0.94
MVC20DN21	CF/CM60D	1.00	0.99	0.98
MVC20DN21	CF/CM64D	1.02	0.99	0.98

**FURNACE MULTIPLIERS- 5 TON**

Furnaces	Coil	T.C.	S.C.	KW
TM8V080C16MP11	CF/CM64D	1.01	0.98	1.01
TM8V100C16MP11	CF/CM64D	1.01	0.98	1.01
TM8V100C20MP11	CF/CM/CU60D	0.99	0.98	0.99
TM8V120C20MP11	CF/CM/CU60D	0.99	0.98	0.99
TM8X100C20MP11	CF/CM/CU60C	1.00	0.99	0.98
TM8X100C20MP11	CF/CM/CU60D	1.00	0.98	0.98
TM8X100C20MP11	CF/CM64D	1.02	0.99	0.98
TM8X120C20MP11	CF/CM/CU60C	1.00	0.99	0.98
TM8X120C20MP11	CF/CM/CU60D	1.00	0.98	0.98
TM8X120C20MP11	CF/CM64D	1.02	0.99	0.98
TM8Y100C20MP11	CF/CM/CU60C	1.00	0.99	0.98
TM8Y100C20MP11	CF/CM/CU60D	1.00	0.98	0.98
TM8Y100C20MP11	CF/CM64D	1.02	0.99	0.98
TM8Y120C20MP11	CF/CM/CU60C	1.00	0.99	0.98
TM8Y120C20MP11	CF/CM/CU60D	1.00	0.98	0.98
TM8Y120C20MP11	CF/CM64D	1.02	0.99	0.98
TM9E100C20MP11	CF/CM/CU60D	1.00	0.98	0.98
TM9E120D20MP11	CF/CM/CU60D	1.00	0.99	0.98
TM9V080C16MP11	CF/CM/CU60C	0.99	0.98	0.99
TM9V080C16MP11	CF/CM64D	1.01	0.98	0.99
TM9V100C16MP11	CF/CM/CU60C	0.99	0.98	0.99
TM9V100C16MP11	CF/CM64D	1.01	0.98	0.99
TM9V100C20MP11	CF/CM64D	1.01	0.98	1.01
TM9V120D20MP11	CF/CM/CU60D	1.01	1.03	1.01

**FURNACE MULTIPLIERS- 5 TON (Continued)**

Furnaces	Coil	T.C.	S.C.	KW
TM9V120D20MP11	CF/CM64D	1.02	1.02	1.02
TM9Y100C20MP11	CF/CM/CU60D	1.00	0.98	0.98
TM9Y120D20MP11	CF/CM/CU60D	1.00	0.99	0.98
TMLV080C16MP11	CF/CM64D	1.01	0.98	1.01
TMLV100C16MP11	CF/CM64D	1.01	0.98	1.01
TMLV100C20MP11	CF/CM/CU60D	0.99	0.98	0.99
TMLV120C20MP11	CF/CM/CU60D	0.99	0.98	0.99
TMLX100C20MP11	CF/CM/CU60C	1.00	0.99	0.98
TMLX100C20MP11	CF/CM/CU60D	1.00	0.98	0.98
TMLX100C20MP11	CF/CM64D	1.02	0.99	0.98
TMLX120C20MP11	CF/CM/CU60C	1.00	0.99	0.98
TMLX120C20MP11	CF/CM/CU60D	1.00	0.98	0.98
TMLX120C20MP11	CF/CM64D	1.02	0.99	0.98
TP9C080C16MP12	CF/CM/CU60C	0.99	0.98	0.99
TP9C080C16MP12	CF/CM64D	1.01	0.98	0.99
TP9C100C16MP12	CF/CM/CU60C	0.99	0.98	0.99
TP9C100C16MP12	CF/CM64D	1.01	0.98	0.99
TP9C100C20MP12	CF/CM64D	1.01	0.98	1.01
TP9C120D20MP12	CF/CM/CU60D	1.01	1.03	1.01
TP9C120D20MP12	CF/CM64D	1.02	1.02	1.02
TPLC080C16MP12	CF/CM64D	1.01	0.98	1.01
TPLC100C16MP12	CF/CM64D	1.01	0.98	1.01
TPLC100C20MP12	CF/CM/CU60D	0.99	0.98	0.99
TPLC120C20MP12	CF/CM/CU60D	0.99	0.98	0.99
CP9C080C16MP12	CF/CM/CU60C	0.99	0.98	0.99
CP9C080C16MP12	CF/CM64D	1.01	0.98	0.99
CP9C100C16MP12	CF/CM/CU60C	0.99	0.98	0.99
CP9C100C16MP12	CF/CM64D	1.01	0.98	0.99
CP9C100C20MP12	CF/CM64D	1.01	0.98	1.01
CP9C120D20MP12	CF/CM/CU60D	1.01	1.03	1.01
CP9C120D20MP12	CF/CM64D	1.02	1.02	1.02
CPLC080C16MP12	CF/CM64D	1.01	0.98	1.01
CPLC100C16MP12	CF/CM64D	1.01	0.98	1.01
CPLC100C20MP12	CF/CM/CU60D	0.99	0.98	0.99
CPLC120C20MP12	CF/CM/CU60D	0.99	0.98	0.99

# NOTES