





From the Name You Trust

Manufactured in the new, state-of-the-art **Johnson Controls Rooftop Center of Excellence** in Norman, OK, every Coleman® Point™ Core and Coleman® Point™ Pro rooftop unit is subjected to end-of-line testing for quality, performance and safety compliance. And with unrivaled engineering experience backed by world-class support, Core and Pro rooftop units are always ready to provide efficient comfort.

With Core and Pro rooftops, we deliver comfort that's backed by superior efficiency, easier specification, best-in-class controls and quality you can count on. That's what makes Coleman® Point™ Core and Coleman® Point™ Pro rooftops the most cost-effective and service-friendly solution to high-performance cooling on the market today.



Our network of SOURCE 1™ supply centers provides easy access to genuine, factory-authorized service parts.

© 2022 The Coleman Company, Inc. Coleman,  and  are registered trademarks of The Coleman Company, Inc., used under license. All rights reserved. Subject to change without notice. Form PUBL-6963-B-1122. Supersedes PUBL-6963-B-0321. Printed in USA.

For more information, visit [colemanac.com](https://www.colemanac.com)

Coleman® HVAC Rooftop Units

Coleman® Point™ Core and
Coleman® Point™ Pro Rooftop Units
3-12.5 Tons



HEATING AND
AIR CONDITIONING



HEATING AND
AIR CONDITIONING

Comprehensive 3-12.5T Offering in Two Platforms

Coleman® Point™ Core and Coleman® Point™ Pro 3-12.5 ton rooftop units provide a wide offering of performance-focused solutions. Whether you need a basic unit for code compliance or premium features for higher-level concerns like Indoor Environmental Quality (IEQ), our Core and Pro rooftop units are ideal for your application. With both air conditioning and heat pump models available, along with various heating options, Core and Pro rooftops offer solutions for both first-cost and operationally focused needs. And both are designed to meet DOE 2023, ASHRAE 90.1 – 2019 and IECC 2021 requirements.



Coleman® Point™ Core
(COOLING, GAS, ELECTRIC)

A/C 3-12.5 Ton
HP 3-10 Ton

Coleman® Point™ Core is the **go-to unit** for 3-12.5 ton jobs. With competitive efficiency up to 17.2 SEER/13.2 EER/16.3 IEER, Core rooftop units have the commercial options available to meet customer needs in both new construction and retrofit applications.

- Available continuous reset single zone (CRSZ) control capability gives better control and comfort
- Optional economizers with low-leak capabilities meet ASHRAE 90.1 – 2016 standards
- **Fits most of the installed market**, avoiding the need for costly transition curbs
- Large variety of coil, airflow and control options are available



Coleman® Point™ Pro
(COOLING, GAS, ELECTRIC)

A/C 3-12.5 Ton
HP 6.5-12.5 Ton

Coleman® Point™ Pro is the **premium**, life cycle cost optimized product available in multiple efficiency tiers to better meet first-cost and operational cost priorities. In fact, ultra-high efficiency models achieve up to 14.0 EER/**21.2 IEER**, making these models **the most efficient, dual circuit units on the market.**

- Maintenance-friendly standard features targeted at the service professional, such as toolless, hinged access panels and a slide-out blower
- Built with a flexible, convertible airflow feature to help reduce cutting sheet metal in the field
- Permanently lubricated condenser and evaporator fan motor bearings don't require annual maintenance

Flexible, Reliable and Easy to Optimize

Remarkable flexibility

Coleman® Point™ Core and Coleman® Point™ Pro rooftop units feature multiple airflow strategies, including:

- IntelliSpeed™ discrete fan control (DFC)
- Continuous reset single zone (CRSZ)
- Variable air volume (VAV)

The 3-stage cooling option with IntelliSpeed™ control provides up to a 3.4 IEER (26%) increase over previously offered constant-volume models.*

In addition to the many standard options, our **Norman Modification Center** in Norman, OK, can further customize Core and Pro units for special requirements or other low-volume options.

Greater peace of mind


Developed using *Design for Quality* and proprietary testing techniques in our Advanced Technology Lab, Coleman® Point™ Core and Coleman® Point™ Pro rooftop units are engineered with the latest advances in modeling technology to help preemptively identify issues.

- Extensive field testing ensures reliability in demanding applications and varying conditions
- Powder-coat paint meets 750-hour salt-spray requirement

Exceptional control

Core and Pro rooftop units are **embedded with Smart Equipment**. This sophisticated, prepackaged controls platform helps maximize control for greater efficiency, extended equipment life and reduced operating costs. It is installed at the factory and “arrives alive.” It also seamlessly integrates with leading building controls systems, including Verasys.

An optional Mobile Access Portal (MAP) gateway with Wi-Fi® hotspot provides access to commissioning, configuration and maintenance logs using a mobile smart device for fewer trips to the job site or the roof to diagnose issues.



Coleman® Point™ Core and Coleman® Point™ Pro Rooftop Units: Side by Side

Coleman® Point™ Core Rooftop Units	Coleman® Point™ Pro Rooftop Units
2 A/C efficiency tiers (standard, high) up to 17.2 SEER/13.2 EER/16.3 IEER	3 A/C efficiency tiers (standard, high, ultra-high) up to 17.5 SEER/14.0 EER/21.2 IEER
2 HP efficiency tiers (standard, high) up to 12.5 EER/17.0 IEER	1 HP standard efficiency tier up to 12.0 EER/13.5 IEER
Direct replacement ability for a large portion of the installed market	Unique footprint for legacy Coleman® HVAC product replacement
Up to 2 circuits	Up to 2 circuits with options for the highest efficiency dual circuit unit on the market
Commercially available feature set Hot gas reheat (HGRH) available	Premium standard feature set and options: <ul style="list-style-type: none">• Hinged and toolless access panels standard• Slide-out blower standard• Hot gas reheat (HGRH) available

* Depending on platform, model and efficiency tier.