

TECHNICAL GUIDE

XYE/XXE/XQE Series
3 ton to 10 ton
60 Hz



Table of contents

Table of contents 2

Component location 3

Factory-installed options 6

Field-installed accessories 8

Nomenclature 9

AHRI cooling rating table 12

AHRI 270 outdoor sound power levels 12

Physical data 13

Capacity performance 20

Airflow performance 60

Power exhaust blower curves 72

Electrical data 73

Typical wiring diagrams 111

Weights and dimensions 125

Economizer options 134

Guide specifications 137

Product highlights

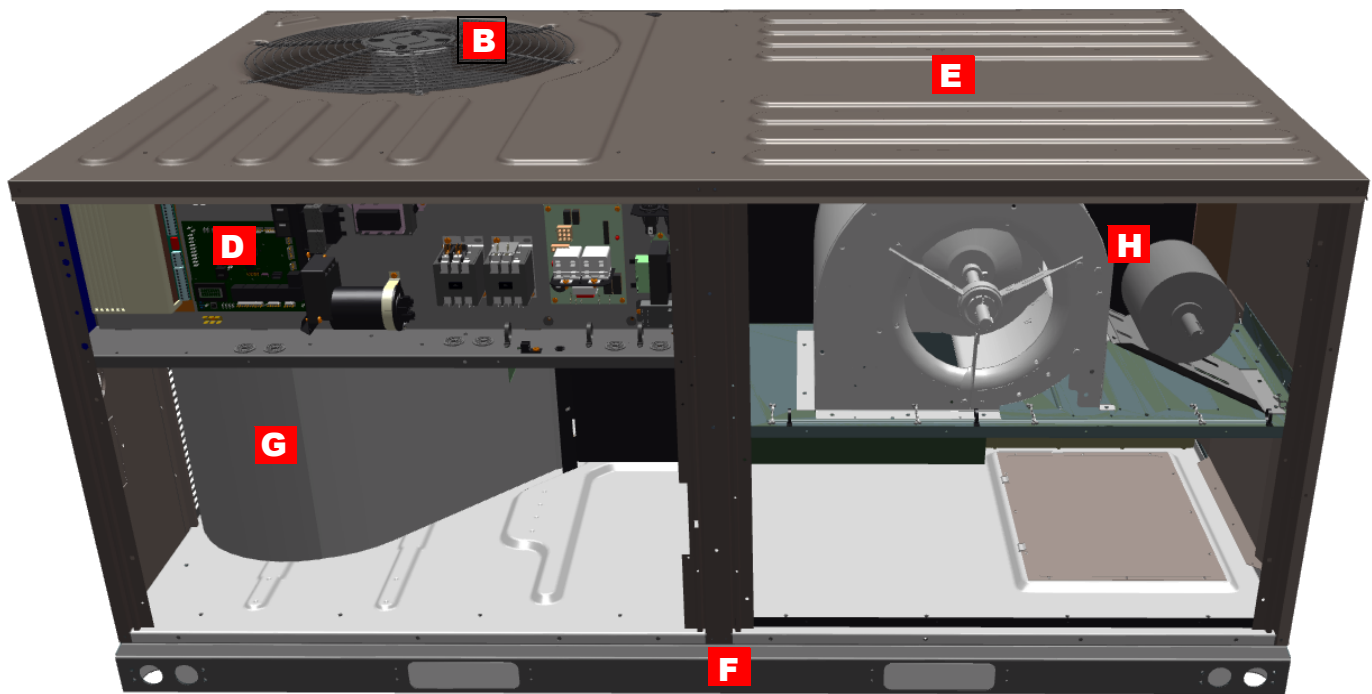
- Assembled in Norman, OK
- ASHRAE 90.1 compliant
- R-410A refrigerant
- Cooling only configurations available
- Scroll compressors
- Up to 15.0 SEER and 12.5 EER on the Energy Star compliant energy level
- Up to 14.0 SEER2 and 12.0 EER2
- State of the art microprocessor controls with specific programming for product applications
- Evaporator and condenser coils utilize copper tube/ aluminum fin design for proven reliability and performance.
- TXV (thermostatic expansion valve) standard on all models
- Single-stage Cooling (3 ton to 6 ton models)
- Alternate motor and drives

Options and accessories

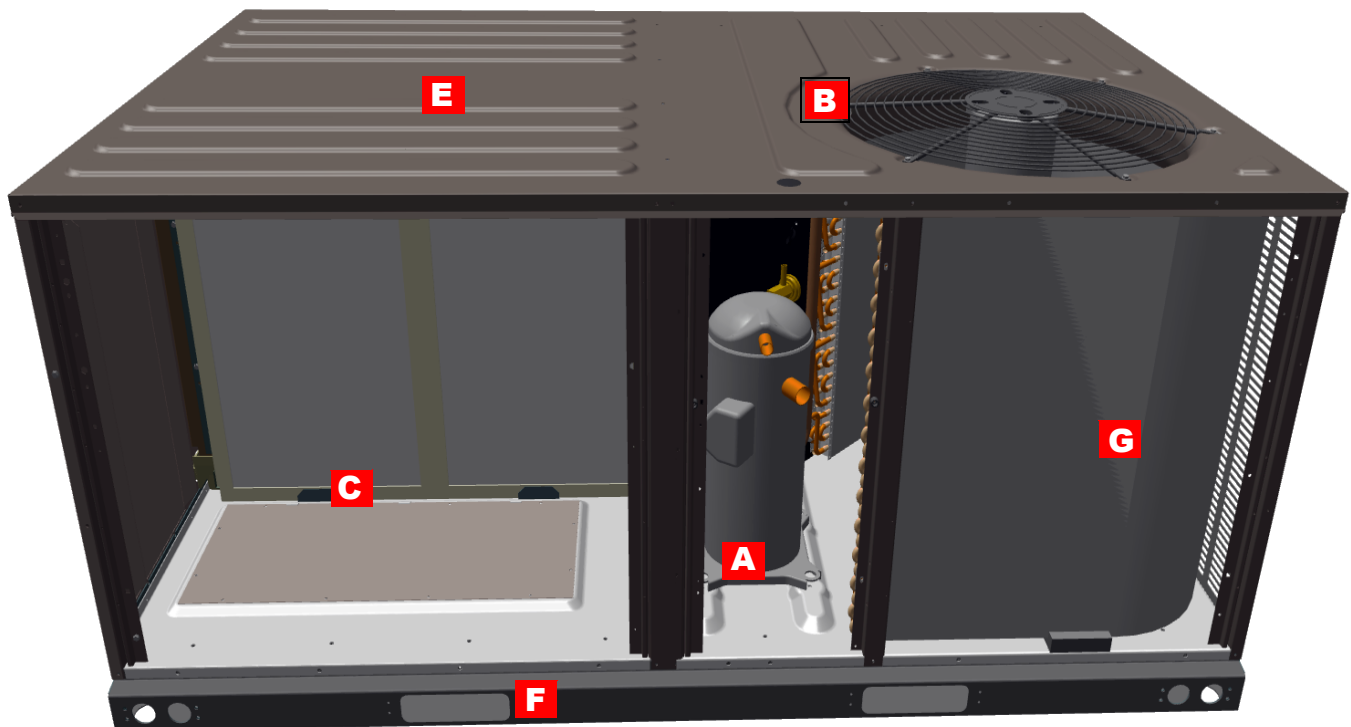
- Economizers with barometric relief
- Louvered hail guards
- Non-fused disconnect
- Power exhaust
- Smoke detectors
- Manual and motorized dampers
- Hinged cabinet doors
- Through-the-base connections for power and control wiring.
- Field-installed electric heat kits. Installation Instruction for the electric heat kits may be found in the electric heat kits.
- IntelliSpeed™ with Premium Efficiency indoor motors to meet ASHRAE 90.1 requirements (6 - 10 ton XX and 6-8.5 ton XY models)

Component location

Heat Pump (3 to 10 ton)



Click on the letters to see a description of the features.



Features and benefits

Standard and high efficiency available - The high efficiency meets the requirements for Energy Star that exceeds 15 SEER, 12 EER, 14.0 SEER2 and 12.0 EER2. These efficiencies meet or exceed all legislated minimum levels providing lower operating costs.



A All models utilize a scroll compressor that is environmentally friendly by utilizing R-410A refrigerant. Use of the scroll compressor technology means a simple internal design, fewer moving parts, equating to a quiet, reliable, easy to service and efficient system. Internal compressor protection is standard and compressors include protection to prevent liquid damage.

Total system design - A single circuit, single compressor design is used on the 3 - 5 ton units for cost effectiveness and reliability without compromising quality.


System protection - Liquid line filter-driers, high and low pressure safeties are standard on each refrigerant circuit. Suction line sensors monitor temperature to prevent possible liquid flood back to the compressors and also protect against loss of charge and coil frosting.



B Balanced outdoor fan design makes for a quieter unit - The outdoor condenser fans are dynamically balanced for better performance and reliability. The direct drive fan design mounted to the fan grill allows for quick and easy service. Where other's components might fail at extreme temperatures our units are tested and rated up to 125°F ambient cooling operation.



C Filter rack - Each unit comes with 2 in. filters. Units will ship with MERV 4 throwaway filters standard; however MERV 8 and MERV 13 filters can be easily added through the tool-free filter access panel to meet LEED requirements. Refer to physical data tables for filter size details.



D Units will come with the new state of the art Smart Equipment™ control system. The new unit control incorporates the best of the already proven Smart Equipment™ controls and creates a more robust, intelligent control. The goal of this control is to utilize cutting edge technology making the equipment easier to install, operate, and service. All units are Factory commissioned, configured, and run tested.

Versatile - The Smart Equipment™ control can be configured to use with a standard thermostat (easy to connect screw terminals), a zone sensor, or can be setup to communicate with multiple BAS communication protocols to integrate with building automation systems.

Reduce field-installed complexity - Each unit comes equipped with factory-installed supply air, return air, and outdoor air temperature sensors providing key temperature readings thus reduce field-installed complexity.

On-board USB Port - The new control comes with a long list of features including data logging, current and previous system faults and software update capabilities using the on board USB port and common flash drive. Energy use monitoring capabilities allow custom tailoring to allow a system to work more efficiently at all times and occupancy levels. Self test and start-up reports also available from the board through the USB port.

Embedded LCD - The board has a easy to read, built-in LCD and easy to use navigation joystick and buttons allowing the user to quickly navigate the menus displaying unit status, options, current function, supply, return and outdoor temperatures, fault codes and other information.

Safety monitoring - The control monitors the outdoor, supply, and return air temperatures and the high and low pressure switch status on the independent refrigerant circuits. On units

with heating the high temperature limit switches are monitored on electric heating units. The control also monitors the voltage supplied to the unit and will protect the unit if low voltage due to a brown out, or other electrical issue occurs.

Low ambient - An integrated low-ambient control allows units to operate in the cooling mode down to 40°F outdoor ambient without additional components or intervention. Optionally, the control board can be programmed to lockout the compressors when the outdoor air temperature is low or when free cooling is available.

Anti-Short cycle protection - To aid compressor life, an anti-short cycle delay is incorporated into the standard control. Compressor reliability is further ensured by programmable minimum run times. For testing, the anti-short cycle delay can be temporarily overridden with the push of a button.

Fan delays - Fan on and fan off delays are fully programmable. Furthermore, the heating and cooling fan delay times are independent of one another. All units are programmed with default values based upon their configuration of cooling and/or heating capacity.

Nuisance trip protection and three strikes - To prevent nuisance calls, the control board uses a three times, you're out philosophy. The high, low-pressure switch, anti-freeze protection, low voltage or heating high limit must trip three times within two hours before the unit control board will lock out the associated compressor. The same safety must trip three times before a hard lockout will occur.



E Robust design - Each unit is designed with an embossed top to increase structural support and ensure rigidity. The unit has a powder paint exterior finish including a industry leading 750 hour salt spray rating. All units are painted with a long lasting, powder paint that stands up over the life of the unit.




F Full Perimeter base rail that fits on many existing curbs - This product was designed with the replacement market in mind, which is why it will fit on many existing curbs in the field. It also takes into account the new construction market by being versatile and sturdy. This unit is equipped with heavier gauge and innovatively designed base rails to prevent damage from transporting and rigging.



G Coils - All condenser coils utilize copper tube with aluminum fin design for proven reliability and performance.

All evaporator coils utilize copper tube with aluminum fin design for proven reliability and performance.



H Rigid mounted blower assembly - Dynamically balanced indoor fans ensure better performance and reliability. Large

access panels for easier access, service, and maintenance. X13 Direct drive (Standard Static Option) and belt drive (Medium Static and High Static Options) options available on 3-10 ton products.

Warranty - All models include a 1-year limited warranty on the complete unit. Compressors carry a 5-year warranty.

Factory-installed options

(Nomenclature digit position)

Airflow options (8)
Alternate indoor blower motor - For applications with high static restrictions, units are offered with optional indoor motors providing higher external static capability and/or higher airflow, depending upon the installer's needs.
<ul style="list-style-type: none">• A = Standard Static (Direct Drive for 3-5 Ton, Belt Drive 6-10 Ton)• B = Medium Static (Belt Drive for 3-10 Ton)• C = High Static (Belt Drive for 3-10 Ton; 3 Phase Models Only)

VFD/VAV options (9)
IntelliSpeed™ supply fan control option (ASHRAE 90.1 compliant, section 6.4.3.10) - Units configured with the IntelliSpeed™ Supply Fan Option will contain a VFD for variable volume supply fan operation. This option allows the supply fan RPM to vary based on the number of compressors or heating stages energized. The economizer's minimum position is also configurable.
<ul style="list-style-type: none">• 1 = None (Comes with standard constant volume controls)• 3 = VFD IntelliSpeed™

Coil options (10)
E-Coat coils – Coils are coated with an epoxy polymer coating to protect against corrosion. A 3-year warranty is added when this option is selected.
<ul style="list-style-type: none">• A = Standard indoor and outdoor coils (fin/tube design on indoor and outdoor coils with no E-Coat coating added).• B = Standard indoor coil and E-Coat coil outdoor coil (fin/tube design on indoor and outdoor coils. E-Coat coating added to outdoor coil)• C = E-Coat indoor coil and standard outdoor Coil (fin/tube design on indoor and outdoor coils. E-Coat coating added to indoor coil)• D = E-Coat indoor coil and outdoor coil (fin/tube design on indoor and outdoor coils. E-Coat coating added to indoor and outdoor coil)

Controls (11)

Smart Equipment™ - This is the standard microprocessor control with capabilities to work with a sensor or thermostat only. Smart Equipment™ with BAS includes communication board with BACnet open-protocol system.

FDD (fault detection and diagnostics) - Refrigerant side factory-installed control system option on the commercial equipment that constantly monitors refrigerant circuit pressures, refrigerant circuit temperatures, as well as the environmental temperatures and humidity via multiple sensor inputs. Provides a building owner, technician or contractor with the operational characteristics of the RTUs entire refrigerant circuit to ensure the unit is functioning at its specified performance level. Provides alarms if the unit is not functioning optimally. Remotely accessible via the Mobile Access Portal (MAP) gateway as well as scrolled on the UCB LCD screen.

Verasys - Verasys provides a simple user experience with configurable self-recognizing controllers without the need for any additional tools. Verasys creates enhanced integration of HVACR equipment, zoning, and controls. Contractors are able to offer a complete bundled solution of equipment and controls to serve the light commercial market.

- A=Smart Equipment™
- B=Smart Equipment™ + BACnet MSTP, Mdb, N2 COM Card
- C= Fault Detection Diagnostics (FDD) Refrigerant Side
- J=Verasys Single Zone
- K=Verasys Change Over Bypass
- M=Verasys Single Zone W/FDD
- N=Verasys Change Over Bypass W/FDD

Sensor options (12)

- 1=None (Units come standard with factory-installed supply air, return air, and outdoor air temperature sensors)
- 2=RA¹ Smoke Detector
- 3=SA Smoke Detector
- 4=RA¹ and SA Smoke Detector

1. Return Air Smoke Detector Sensor Must Be Relocated in the Field. (See Unit Installation Manual.)

Economizer/damper (13)

Down flow economizers (with barometric relief) - All units offer a variety of optional factory-installed economizers that are shipped, installed and wired with AMCA 511 Licensed Class 1A low leak dampers designed to exceed ASHRAE 90.1 and the International Energy Conservation Code (IECC) certification requirements by achieving leakage rates of 3 cfm/sq ft at 1 in. of static pressure. Each economizer goes through a rigorous 60,000 cycle test. Dry bulb, single enthalpy, and dual enthalpy (with field-installed kit) can be selected. All economizer options are fully integrated into the Smart Equipment™ controls. The economizer has spring return, fully modulating damper actuators and is capable of introducing up to 100% outdoor air. As the outdoor air intake dampers open, the return air dampers close. The changeover from mechanical refrigeration to economizer operation is regulated by the outdoor air dry bulb temperature or the outdoor air enthalpy input. The dual enthalpy kit provides a second input used to monitor the return air (field-installed). The installer needs only to assemble the outdoor air hood, attach the enthalpy control the hood and mount the hood to the unit (Hood and control are provided).

Dry bulb economizer - Economizer operation is enabled by the outdoor air temperature being less than the setpoint of the economizer module.

Enthalpy economizer - The added outdoor air enthalpy sensor enables economizer operation if the outdoor enthalpy is less than the setpoint of the economizer logic module.

- A=None
- B=Dry Bulb Economizer
- C=Enthalpy Economizer

Convenience outlet (14)

Convenience outlet - (powered and non-powered) - This option locates a 120V single-phase GFCI outlet with cover, on the corner of the unit housing adjacent to the compressors. The Non-powered option requires the installer to provide the 120V single-phase power source and wiring. Factory-installed option only.

- 1=None
- 2=Non-powered Convenience Outlet
- 3=Powered Convenience Outlet

Electrical options (15)

Disconnect switch - For units with field-installed electric heat kits, two factory-installed disconnect sizes are available (60A or 100A non-fused disconnect). Depending on the field-installed heater kit selected, the factory-installed disconnect may not be sufficient. Always refer to the unit nameplate or unit electrical data for the proper disconnect size. If the heater application requires a disconnect above 100 Amps, the factory-installed disconnect should be removed and an appropriately sized external disconnect should be installed.

- 1=None
- 2=Non-fused Disconnect¹

1. Verify on the unit nameplate that the disconnect is properly sized for the application. Units with field-installed electric heat may exceed the factory-installed disconnect amperage rating.

Cabinet options (16)

Louvered hail guard - This kit includes a decorative louvered panel which installs over the outside condenser coil and prevents damage to the coil fins from hail strikes.

Hinged cabinet doors - The factory-installed hinged panel option will save time, money and labor while allowing easy servicing of blower components, filters and controls. With this option there is no longer a need to remove panels to access these critical sections and running the risk of losing panels or roof damage from loose panels and materials. Extra care was taken to design a durable hinged panel with leak tight seal.

- 1=None
- 2=Louvered Panels
- 3=Hinged Cabinet Doors
- 4=Hinged Cabinet Doors And Louvered Panels

Field-installed accessories

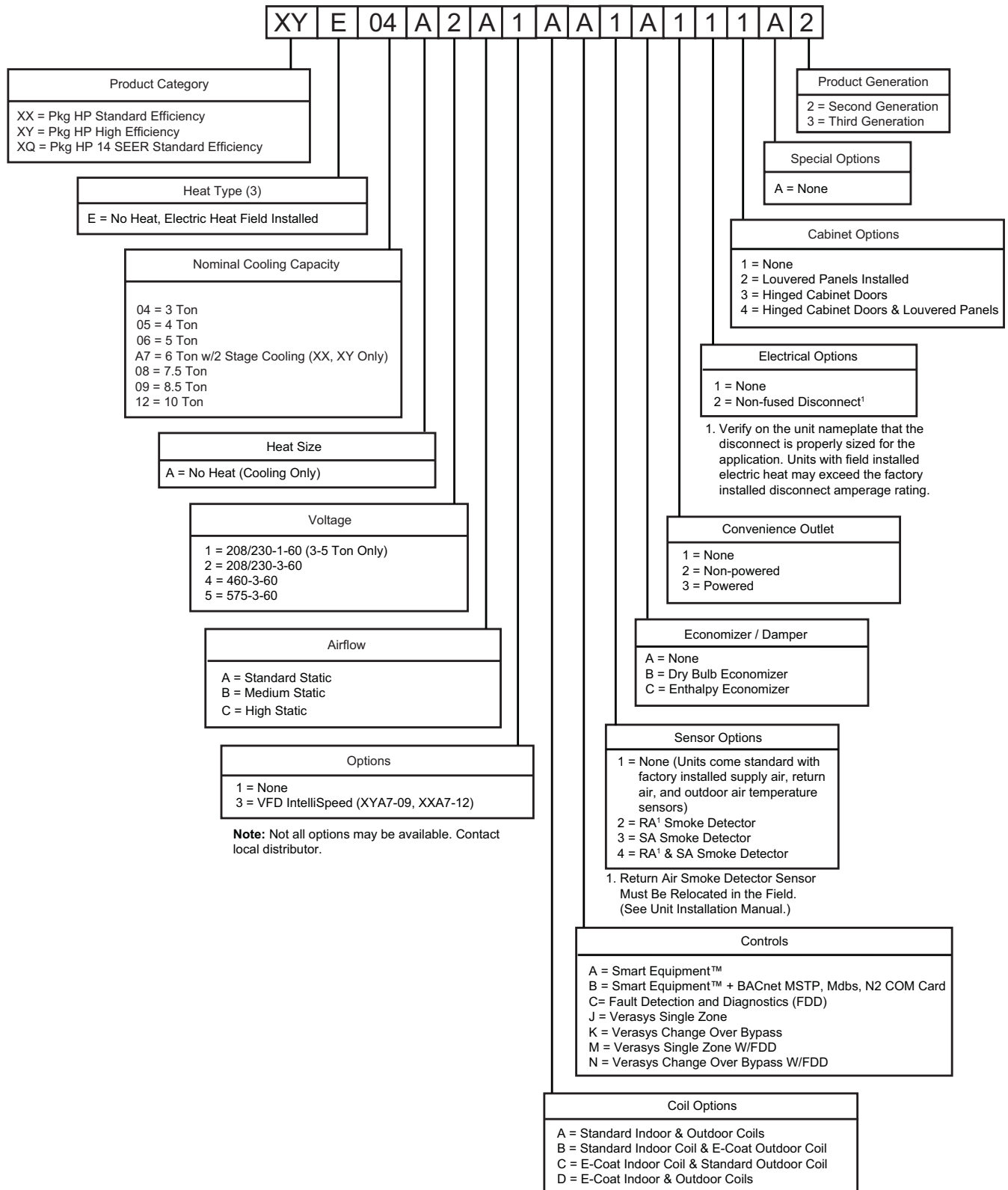
- **Down flow economizers/horizontal economizers (with barometric relief)** - All units offer a variety of field-installed economizers that are installed and wired with AMCA 511 Licensed Class 1A low leak dampers designed to exceed ASHRAE 90.1 and the International Energy Conservation Code (IECC) certification requirements by achieving leakage rates of 3 cfm/sq ft at 1 in. of static pressure. Each economizer goes through a rigorous 60,000 cycle test. Dry bulb, single enthalpy, and dual enthalpy (with field-installed kit) can be selected. All economizer options are fully integrated into the Smart Equipment™ controls. The economizer has spring return, fully modulating damper actuators and is capable of introducing up to 100% outdoor air. As the outdoor air intake dampers open, the return air dampers close. The changeover from mechanical refrigeration to economizer operation is regulated by the outdoor air dry bulb temperature or the outdoor air enthalpy input. The dual enthalpy kit provides a second input used to monitor the

return air (field-installed). The installer needs only to assemble the outdoor air hood, attach the enthalpy control the hood and mount the hood to the unit (Hood and control are provided).

- **Dry bulb economizer** - Economizer operation is enabled by the outdoor air temperature being less than the setpoint of the economizer module.
- **Single enthalpy control, accessory for economizer** - All field-installed economizers will come standard as a dry bulb economizer. This kit adds an outdoor air enthalpy sensor which enables economizer operation if the outdoor enthalpy is less than the setpoint of the economizer logic module.
- **Dual enthalpy control, accessory for economizer** - All field-installed economizers will come standard as a dry bulb economizer. This kit adds an outdoor air enthalpy sensor and return air enthalpy sensor which enables economizer operation if the outdoor enthalpy is less than the setpoint of the economizer logic module.
- **Power exhaust** - This accessory installs in the unit with a down flow economizer or in the ductwork for a horizontal application.
- **Louvered hail guard** - This kit includes a decorative louvered panel which installs over the outside condenser coil and prevents damage to the coil fins from hail strikes.
- **Roof curbs** - The roof curbs have insulated decks and are shipped disassembled. The roof curbs are available in 14 in. and 24 in. heights.
- **Thermostat** - The units are designed to operate with 24-volt electronic and electro-mechanical thermostats.
- **Smoke detectors** - The smoke detectors stop operation of the unit by interrupting power and providing a fault message to the control board if smoke is detected within the air compartment. Smoke detectors are available for both the supply and/or return air configurations.
- **Hinged filter access panel for use with horizontal flow economizer** - Allows hinged access to the filter section when used with a horizontal economizer.
- **Low ambient head pressure control kit** - The Electronic Low Ambient Controller is designed to regulate condenser head pressure at low ambient temperatures by varying the amount of airflow through the condenser.
- **Manual outdoor air damper** - Like the motorized outdoor air damper, each manual outdoor air damper includes a slide-in damper assembly with an outdoor air hood and filters. Customers have a choice of dampers with ranges of 0% to 100% or 0% to 35% outdoor air entry.
- **Through the base connection** - Kits are available to provide a way to route wiring to the unit through the base of the unit and through the base or through the curb. These kits provide a seal tight way to bring power to the unit without additional roof penetrations.
- **Electric Heat (field-installed option only)** - Select heater sizes for 3-10 ton units available. Necessary hardware and connectors are included with the heaters.

Nomenclature

3-10 Ton Model Number Nomenclature



XYE04-09, XEA7-12, XQE04-06 Accessories

Accessory Kit Number	Description	Where used	Voltage
2EE04706724	Econ, DB, Vertical Flow, Small Footprint	XYE04, XYE05, XYE06, XQE04, XQE05, XQE06, XEA7	All
2EE04706824	Econ, DB, Vertical Flow, Large Footprint	XYEA7, XYE08, XYE09, XXE08, XXE09, XXE12	All
2EE04707024	Econ, DB, Horizontal Flow, Small Footprint, Short Cabinet	XYE04, XQE04	All
2EE04707124	Econ, DB, Horizontal Flow, Small Footprint, Tall Cabinet	XYE05, XYE06, XQE05, XQE06, XEA7	All
2EE04707224	Econ, DB, Horizontal Flow, Large Footprint, Short Cabinet	XYEA7	All
2EE04707324	Econ, DB, Horizontal Flow, Large Footprint, Tall Cabinet	XYE08, XYE09, XXE08, XXE09, XXE12	All
1FA0415	Manual Outside Air Damper 0-35%	XYE04, XYE05, XYE06, XQE04, XQE05, XQE06, XEA7	All
1FA0416	Manual Outside Air Damper 0-35%	XYEA7, XYE08, XYE09, XXE08, XXE09, XXE12	All
1FA0417	Manual Outside Air Damper 0-100%	XYE04, XYE05, XYE06, XQE04, XQE05, XQE06, XEA7	All
1FA0418	Manual Outside Air Damper 0-100%	XYEA7, XYE08, XYE09, XXE08, XXE09, XXE12	All
2MD04704224	Motorized Outside Air Damper 0-100%	XYE04, XYE05, XYE06, XQE04, XQE05, XQE06, XEA7	All
2MD04704324	Motorized Outside Air Damper 0-100%	XYEA7, XYE08, XYE09, XXE08, XXE09, XXE12	All
2EC0401	Kit, Single Enthalpy Field-installed	All	All
2EC0402	Kit, Dual Enthalpy Field-installed	All	All
1HD0401	Hinged Filter Access Panel For Units With A Horizontal Economizer	XYE04, XQE04	All
1HD0402	Hinged Filter Access Panel For Units With A Horizontal Economizer	XYE05, XYE06, XQE05, XQE06, XEA7	All
1HD0403	Hinged Filter Access Panel For Units With A Horizontal Economizer	XYEA7	All
1HD0404	Hinged Filter Access Panel For Units With A Horizontal Economizer	XYE08, XYE09, XXE08, XXE09, XXE12	All
1HG0419	Hail Guard Kit Small Footprint, Short Cabinet	XYE04, XQE04	All
1HG0420	Hail Guard Kit Small Footprint, Tall Cabinet	XYE05, XYE06, XQE05, XQE06, XEA7	All
1RC0456	Curb Rigid 14 in. Small Footprint	XYE04, XYE05, XYE06, XQE04, XQE05, XQE06, XEA7	All
1RC0457	Curb Rigid 14 in. Large Footprint	XYEA7, XYE08, XYE09, XXE08, XXE09, XXE12	All
1RC0458	Curb Rigid 24 in. Small Footprint	XYE04, XYE05, XYE06, XQE04, XQE05, XQE06, XEA7	All
1RC0459	Curb Rigid 24 in. Large Footprint	XYEA7, XYE08, XYE09, XXE08, XXE09, XXE12	All
2PE04704206	Power Exhaust Vert Flow Small Footprint 208V-230V 1-ph	XYE04, XYE05, XYE06, XQE04, XQE05, XQE06, XEA7	208/230-1-60
2PE04704225	Power Exhaust Vert Flow Small Footprint 208V-230V 3-ph	XYE04, XYE05, XYE06, XQE04, XQE05, XQE06, XEA7	208/230-3-60
2PE04704246	Power Exhaust Vert Flow Small Footprint 460V 3-ph	XYE04, XYE05, XYE06, XQE04, XQE05, XQE06, XEA7	460-3-60
2PE04704258	Power Exhaust Vert Flow Small Footprint 575V 3-ph	XYE04, XYE05, XYE06, XQE04, XQE05, XQE06, XEA7	575-3-60
2PE04704325	Power Exhaust Vert Flow Large Footprint 208V-230V 3-ph	XYEA7, XYE08, XYE09, XXE08, XXE09, XXE12	208/230-3-60
2PE04704346	Power Exhaust Vert Flow Large Footprint 460V 3-ph	XYEA7, XYE08, XYE09, XXE08, XXE09, XXE12	460-3-60
2PE04704358	Power Exhaust Vert Flow Large Footprint 575V 3-ph	XYEA7, XYE08, XYE09, XXE08, XXE09, XXE12	575-3-60
2PE04704406	Power Exhaust Horiz Flow Small Footprint 208V-230V 1-ph	XYE04, XYE05, XYE06, XQE04, XQE05, XQE06, XEA7	208/230-1-60
2PE04704425	Power Exhaust Horiz Flow Small Footprint 208V-230V 3-ph	XYE04, XYE05, XYE06, XQE04, XQE05, XQE06, XEA7	208/230-3-60
2PE04704446	Power Exhaust Horiz Flow Small Footprint 460V 3-ph	XYE04, XYE05, XYE06, XQE04, XQE05, XQE06, XEA7	460-3-60
2PE04704458	Power Exhaust Horiz Flow Small Footprint 575V 3-ph	XYE04, XYE05, XYE06, XQE04, XQE05, XQE06, XEA7	575-3-60
2PE04704525	Power Exhaust Horiz Flow Large Footprint 208V-230V 3-ph	XYEA7, XYE08, XYE09, XXE08, XXE09, XXE12	208/230-3-60
2PE04704546	Power Exhaust Horiz Flow Large Footprint 460V 3-ph	XYEA7, XYE08, XYE09, XXE08, XXE09, XXE12	460-3-60

XYE04-09, XXE07-12, XQE04-06 Accessories (Continued)

Accessory Kit Number	Description	Where used	Voltage
2PE04704558	Power Exhaust Horiz Flow Large Footprint 575V 3-ph	XYEA7, XYE08, XYE09, XXE08, XXE09, XXE12	575-3-60
2EK04510625	6.5 kW Electric Heat	XYE04, XYE05, XYE06, XQE04, XQE05, XQE06, XXE07	208/230-3-60
2EK04510646	6.0 kW Electric Heat	XYE04, XYE05, XYE06, XQE04, XQE05, XQE06, XXE07	480-3-60
2EK04511058	9.2 kW Electric Heat	XYE04, XYE05, XQE04, XQE05	575-3-60
2EK04511125	10.5 kW Electric Heat	XYE04, XYE05, XYE06, XQE04, XQE05, XQE06, XXE07	208/230-(1 or 3)-60
2EK04511625	16 kW Electric Heat	XYE04, XYE05, XYE06, XQE04, XQE05, XQE06, XXE07	208/230-3-60
2EK04511146	11.5 kW Electric Heat	XYE04, XYE05, XYE06, XQE04, XQE05, XQE06, XXE07	480-3-60
2EK04511458	13.8 kW Electric Heat	XYE04, XYE05, XYE06, XQE04, XQE05, XQE06, XXE07	575-3-60
2EK04511446	14 kW Electric Heat	XYE04, XYE05, XYE06, XQE04, XQE05, XQE06, XXE07	480-3-60
2EK04510725	6.0 kW Electric Heat	XYEA7	208/230-3-60
2EK04510746	6.0 kW Electric Heat	XYEA7	460-3-60
2EK04511725	16 kW Electric Heat	XYEA7, XYE08, XYE09, XXE08, XXE09, XXE12	208/230-3-60
2EK04511746	16.5 kW Electric Heat	XYEA7, XYE08, XYE09, XXE08, XXE09, XXE12	460-3-60
2EK04511758	17 kW Electric Heat	XYEA7, XYE08, XYE09, XXE08, XXE09, XXE12	575-3-60
2EK04512358	23 kW Electric Heat	XYE06, XQE06, XXE07	575-3-60
2EK04512525	24.8 kW Electric Heat	XYEA7, XYE08, XYE09, XXE08, XXE09, XXE12	208/230-3-60
2EK04512646	25.5 kW Electric Heat	XYEA7	460-3-60
2EK04512658	25.7 kW Electric Heat	XYEA7	575-3-60
2EK04512846	27.8 kW Electric Heat	XYEA7, XYE08, XYE09, XXE08, XXE09, XXE12	460-3-60
2EK04513225	32 kW Electric Heat	XYEA7, XYE08, XYE09, XXE08, XXE09, XXE12	208/230-3-60
2EK04513346	33 kW Electric Heat	XYEA7, XYE08, XYE09, XXE08, XXE09, XXE12	460-3-60
2EK04513458	34 kW Electric Heat	XYEA7, XYE08, XYE09, XXE08, XXE09, XXE12	575-3-60
2EK04514225	42.4 kW Electric Heat	XYEA7, XYE08, XYE09, XXE08, XXE09, XXE12	208/230-3-60
2EK04514246	41.7 kW Electric Heat	XYEA7, XYEA7, XYE08, XYE09, XXE08, XXE09, XXE12	460-3-60
2SD04701224	Supply Air Stream Smoke Detector	XYE04, XYE05, XYE06, XYEA7, XYE08, XYE09, XXE12, XQE04, XQE05, XQE06	All
2SD04701124	Return Air Stream Smoke Detector	XYE04, XYE05, XYE06, XQE04, XQE05, XQE06, XXE07	All
2SD04701424	Return Air Stream Smoke Detector	XYEA7, XYE08, XYE09, XXE08, XXE09, XXE12	All
2SD04701324	Combination Supply and Return Air Stream Smoke Detector	XYE04, XYE05, XYE06, XQE04, XQE05, XQE06, XXE07	All
2SD04701624	Combination Supply and Return Air Stream Smoke Detector	XYEA7, XYE08, XYE09, XXE08, XXE09, XXE12	All
2FDD61	Field-installed Refrigeration-side FDD accessory for use with SE Controls	XY04, XY05, XY06, XY07, XYA7, XQ04, XQ05, XQ06, XXE07	All
2FDD62	Field-installed Refrigeration-side FDD accessory for use with SE Controls	XY08, XY09, XX08, XX09, XX12	All
1TB0403	Small Footprint through The Base Electrical	XYE04, XYE05, XYE06, XQE04, XQE05, XQE06, XXE07	All
1TB0404	Large Footprint through The Base Electrical and Gas	XYEA7, XYE08, XYE09, XX08, XX09, XXE12	All
1BD0409	Burglar Bar Kit	XYE04, XYE05, XYE06, XQE04, XQE05, XQE06, XXE07	All
1BD0410	Burglar Bar Kit	XYEA7, XYE08, XYE09, XX08, XX09, XXE12	All

AHRI cooling rating table

Unit	Cooling stages	Nominal cooling capacity (ton)	Net cooling capacity (MBH)	17f heating capacity (MBH)	47f high heating capacity (MBH)	Total power (kW)	SEER	SEER2	HSPF	HSPF2	EER	EER2	IEER IntelliSpeed
XYE04	1	3.0	36.0	20.4	34.0	2.9	15.0	14.2	8.0	7.1	12.5	12.0	—
XYE05	1	4.0	47.0	27.4	46.0	3.8	15.0	14.4	8.2	7.3	12.5	12.0	—
XYE06	1	5.0	57.0	30.4	55.0	4.8	15.0	14.0	8.2	6.9	12.5	11.7	—
XYEA7	2	6.0	70.0	38.0	67.0	5.6	—	—	—	—	12.0	—	16.5
XYE08	2	7.5	88.0	47.0	84.0	7.3	—	—	—	—	12.1	—	16.0
XYE09	2	8.5	98.0	54.5	96.5	8.2	—	—	—	—	12.0	—	15.8
XXEA7	2	6.0	66.7	35.0	64.4	6.1	—	—	—	—	11.0	—	14.8
XXE08	2	7.5	90.0	49.0	84.0	8.4	—	—	—	—	11.5	—	15.1
XXE09	2	8.5	102.0	57.0	94.0	8.8	—	—	—	—	11.8	—	14.4
XXE12	2	10.0	115.0	62.0	114.0	10.3	—	—	—	—	11.0	—	14.6
XQE04	1	3.0	35.6	19.5	34.2	2.9	14	13.4	8.1	6.7	12.1	12.0	—
XQE05	1	4.0	48.0	27.0	46.5	3.9	14.5	13.4	8.0	6.7	12.25	12.0	—
XQE06	1	5.0	57.4	31.4	53.0	4.7	14.5	13.4	8.25	6.7	12.25	11.9	—

AHRI 270 outdoor sound power levels

Unit (ton)	Sound rating ¹ (dB-A)	Octave bands (Hz)							
		63	125	250	500	1000	2000	4000	8000
XYE04 (3)	79.0	81.5	84.5	76.5	75.0	74.0	69.5	65.5	61.0
XYE05 (4)	79.0	82.0	85.0	77.5	75.5	74.0	70.0	66.5	62.0
XYE06 (5)	80.0	83.0	85.0	77.0	75.5	75.0	70.0	66.0	62.0
XYEA7 (6)	83.0	85.0	86.0	81.0	80.0	78.0	73.0	70.0	65.0
XYE08 (7.5)	88.9	93.5	82.5	83.0	84.5	85.5	81.5	75.5	70.0
XYE09 (8.5)	86.3	92.0	82.5	83.5	83.5	81.5	76.5	71.5	66.0
XXEA7 (6)	77.5	85.0	83.5	78.0	74.0	72.5	67.5	64.5	60.5
XXE08 (7.5)	83.2	86.5	85.5	81.0	80.0	79.0	74.5	70.5	66.0
XXE09 (8.5)	87.6	87.5	85.0	82.5	81.5	80.0	80.5	74.0	67.5
XXE12 (10)	86.0	97.0	87.5	85.0	83.5	81.5	78.0	75.0	71.0
XQE04 (03)	78.4	79.5	80.5	79.0	75.5	73.5	68.5	64.5	61.5
XQE05 (04)	78.4	79.5	80.5	79	75.5	73.5	68.5	64.5	61.5
XQE06 (05)	77.8	83.5	83.5	76.0	74.0	73.0	68.5	66.5	60.0

1. Rated in accordance with AHRI 270 standard.

Physical data

XYE04 - 09

Component	Models					
	XYE04	XYE05	XYE06	XYEA7	XYE08	XYE09
Nominal tonnage	3	4	5	6	7.5	8.5
AHRI cooling performance						
Gross Capacity @ AHRI A point (Btu)	37,000	48,600	60,000	72,000	90,500	101,000
AHRI net capacity (MBH)	36,000	47,000	57,000	70,000	88,000	98,000
EER/EER2	12.5/12.0	12.5/12.0	12.5/11.7	12.0	12.1	12.0
SEER	15.0	15.0	15.0	—	—	—
SEER2	14.2	14.4	14.0	—	—	—
IEER IntelliSpeed	—	—	—	16.5	16.0	15.8
CFM	1,250	1,490	1,682	2,440	2,850	3,000
System power (kW)	2.9	3.8	4.8	5.6	7.3	8.2
Refrigerant type	R410A	R410A	R410A	R410A	R410A	R410A
Refrigerant charge (lb-oz)						
System 1	12-0	14-0	16-0	21.00	14.38	14.50
System 2	—	—	—	—	14.25	14.63
ARI heating performance						
47°F capacity rating (MBH)	34,000	46,000	55,000	67,000	84,000	96,500
System power (kW) / COP / COP2	3.0/3.3/3.3	3.8/3.6/3.5	4.4/3.6/3.5	5.5 / 3.4	7.0 / 3.5	8.3 / 3.4
17°F capacity rating (MBH)	20,400	27,400	30,400	38,000	47,000	54,500
System power (kW) / COP / COP2	2.7/2.0/2.0	3.3/2.3/2.3	3.9/2.3/2.2	4.7 / 2.4	5.7 / 2.4	7.1 / 2.26
HSPF (Btu/Watts-hr)	8.0	8.2	8.2	—	—	—
HSPF2 (Btu/Watts-hr)	7.1	7.3	6.9	—	—	—
Dimensions (in.)						
Length	74.1	74.1	74.1	87.2	87.2	87.2
Width	48.9	48.9	48.9	61.7	61.7	61.7
Height	32.5	40.6	40.6	40.6	55.3	55.3
Operating weight (lb)	535	614	653	895	1,060	1,061
Compressor						
Type	Scroll	Scroll	Scroll	2-stage scroll	Scroll	Scroll
Quantity	1	1	1	1	2	2
Unit Capacity Steps (%)	-	-	-	67/100	50/100	50/100
Outdoor coil data						
Face area (sq ft)	15.1	19.4	19.4	21.0	25.6	25.6
Rows	2	2	2	3	3	3
Fins per in.	17	17	17	13	17	17
Tube diameter	0.375	0.375	0.375	0.375	0.375	0.375
Circuitry Type	Split-face	Split-face	Split-face	Intertwined	Intertwined	Intertwined
Refrigerant control	TXV	TXV	TXV	TXV	TXV	TXV
Indoor coil data						
Face area (sq ft)	5.5	7.3	7.3	8.9	11.1	11.1
Rows	3	3	4	4	4	4
Fins per in.	15	15	15	15	15	15
Tube diameter	0.375	0.375	0.375	0.375	0.375	0.375
Circuitry Type	Intertwined	Intertwined	Intertwined	Intertwined	Intertwined	Intertwined
Refrigerant control	TXV	TXV	TXV	TXV	TXV	TXV
Outdoor fan data						
Quantity	1	1	1	2	1	1
Fan diameter (in.)	22	22	22	22	30	30
Type	Prop	Prop	Prop	Prop	Prop	Prop
Drive type	Direct drive	Direct drive	Direct drive	Direct drive	Direct drive	Direct drive
No. speeds	1	1	1	2	1	1

XYE04 - 09 (Continued)

Component	Models														
	XYE04		XYE05		XYE06		XYEA7			XYE08			XYE09		
Nominal tonnage	3		4		5		6			7.5			8.5		
Number of motors	1		1		1		2			1			1		
Motor HP each	1/2		1/2		1/2		1/2			1 1/2			1 1/2		
RPM	1100		1100		1100		850 / 1100			1140			1140		
Total CFM	3600		4000		4300		5800 / 7600			9700			9700		
Belt drive indoor fan data															
Airflow option	B	C	B	C	B	C	A	B	C	A	B	C	A	B	C
Quantity	1		1		1		1			1			1		
Fan diameter (in.)	10 x 10		10 x 10		11 x 10		15 x 15			15 x 15			15 x 15		
Type	Centrifugal		Centrifugal		Centrifugal		Centrifugal			Centrifugal			Centrifugal		
Motor sheave	1VL34	1VL44	1VL34	1VL44	1VL34	1VL44	1VL34	1VL44	1VP50	1VL34	1VL44	1VP50	1VL34	1VL44	1VP50
Blower sheave	AK46	AK46	AK46	AK46	AK46	AK46	AK74	AK74	AK74	AK74	AK74	AK74	AK74	AK74	AK74
Belt	A39	A40	A39	A40	A37	A39	A47	A48	A48	A47	A48	A50	A47	A48	A50
Motor Max HP, single-phase	1.5	—	1.5	—	1.5	—	—			—			—		
Motor Max BHP, three-phase	2.4	2.4	2.4	2.4	2.4	2.9	2.4	2.9	3.7	2.4	2.4	3.7	2.4	2.4	3.7
RPM	1725		1725		1750		1725	1725	1725	1725	1725	1725	1725	1725	1725
Frame size	56Y		56Y		56HZ		56Y	56Y	56HZ	56Y	56Y	65HZ	56Y	56Y	65HZ
Direct drive indoor fan data															
Air flow option	A		A		A		—			—			—		
Quantity	1		1		1		—			—			—		
Fan size (in.)	10 x 10		10 x 10		11 x 10		—			—			—		
Type	Centrifugal		Centrifugal		Centrifugal		—			—			—		
Motor HP each	3/4		1		1		—			—			—		
RPM	1050		1050		1050		—			—			—		
Filters															
Quantity - size	2 - (16 x 25 x 2) ¹		4 - (16 x 16 x 2) ¹		4 - (16 x 16 x 2) ¹		4 - (16 x 20 x 2) ¹			4 - (20 x 20 x 2) ¹			4 - (20 x 20 x 2) ¹		

1. 2 in. Throwaway, Standard, MERV 4 (Minimum Efficiency Reporting Value)

XXEA7 - 12

Component	Models			
	XXEA7	XXE08	XXE09	XXE12
Nominal Tonnage	6	7.5	8.5	10
AHRI cooling performance				
Gross Capacity @ AHRI A point (Btu)	68,500	93,000	105,000	119,000
AHRI net capacity (MBH)	66,700	90,000	102,000	115,000
EER	11.0	11.5	11.8	11.0
IEER IntelliSpeed	14.8	15.1	14.4	14.6
Nominal CFM	2,000	3,300	3,400	3,600
System power (kW)	6.1	8.4	8.8	10.3
Refrigerant type	R410A	R410A	R410A	R410A
Refrigerant charge (lb-oz)				
System 1	15.75	12.00	14.00	12.25
System 2	-	12.00	14.00	12.25
ARI heating performance				
47°F capacity rating (MBH)	64,400	84,000	94,000	114,000
System power (kW) / COP	5.3 / 3.5	7.0 / 3.5	8.1 / 3.4	9.7 / 3.4
17°F capacity rating (MBH)	35,000	49,000	57,000	62,000
System power (kW) / COP	4.7 / 2.3	6.4 / 2.25	7.5 / 2.25	3.0 / 2.25
HSPF (Btu/Watts-hr)	—	—	—	—
Dimensions (in.)				
Length	74.1	87.2	87.2	87.2
Width	48.9	61.7	61.7	61.7
Height	40.6	48.6	48.6	48.6
Operating weight (lb)				
	652	976	1,025	1060
Compressors				
Type	2-stage scroll	Scroll	Scroll	Scroll
Quantity	1	2	2	2
Unit capacity steps (%)	67/100	50/100	50/100	50/100
Condenser coil data				
Face area (sq ft)	19.4	25.6	25.6	25.6
Rows	2	2	3	3
Fins per in.	15	17	13	17
Tube diameter	0.375	0.375	0.375	0.375
Circuitry type	Intertwined	Intertwined	Intertwined	Intertwined
Refrigerant control	TXV	TXV	TXV	TXV
Evaporator coil data				
Face area (sq ft)	7.3	11.1	11.1	11.1
Rows	4	4	4	4
Fins per in.	15	15	15	15
Tube diameter	0.375	0.375	0.375	0.375
Circuitry type	Intertwined	Intertwined	Intertwined	Intertwined
Refrigerant control	TXV	TXV	TXV	TXV
Condenser fan data				
Quantity of fans	1	2	2	1
Fan diameter (in.)	22	22	22	30
Type	Prop	Prop	Prop	Prop
Drive type	Direct drive	Direct drive	Direct drive	Direct drive

XXEA7 - 12 (Continued)

Component	Models											
	XXEA7			XXE08			XXE09			XXE12		
Nominal Tonnage	6			7.5			8.5			10		
Number of motors	1			2			2			1		
Motor HP each	1/2			1/2			1/2			1 1/2		
No. speeds	1			1			1			1		
RPM	1085			1085			1085			1140		
Total CFM	4600			7600			7600			7700		
Evap fan data belt drive												
Airflow Option	A	B	C	A	B	C	A	B	C	A	B	C
Quantity	1			1			1			1		
Fan diameter (in.)	11 x 10			15 x 15			15 x 15			15 x 15		
Type	Centrifugal			Centrifugal			Centrifugal			Centrifugal		
Motor sheave	1VL34	1VL44	1VP50	1VL34	1VL44	1VP50	1VL34	1VL44	1VP50	1VL34	1VP50	1VP56
Blower sheave	AK51	AK51	AK51	AK74	AK74	AK74	AK74	AK74	AK74	AK79	AK79	AKBK85
Belt	A39	A40	A41	A47	A48	A50	A47	A48	A50	A50	A50	BX52
Motor Max BHP, three-phase	2.4	2.9	3.7	2.4	2.4	3.7	2.4	2.4	3.7	2.4	3.7	5.25
RPM	1725	1725	1725	1725	1725	1725	1725	1725	1725	1725	1725	1725
Frame size	56Y	56Y	56HZ	56Y	56Y	65HZ	56Y	56Y	65HZ	56Y	56HZ	145TY
Filters												
Quantity - Size	4 - (16 x 16 x 2) ¹			4 - (20 x 20 x 2) ¹			4 - (20 x 20 x 2) ¹			4 - (20 x 20 x 2) ¹		

1. 2 in. Throwaway, Standard, MERV 4 (Minimum Efficiency Reporting Value)

XQE04 - 06

Component	Models		
	XQE04	XQE05	XQE06
Nominal Tonnage	3	4	5
AHRI cooling performance			
Gross Capacity @ AHRI A point (Btu)	36,238	49,153	58,512
AHRI net capacity (MBH)	35,600	48,000	57,000
EER	12.1	12.25	12.25
SEER	14.0	14.5	14.5
SEER2	13.4	13.4	13.4
CFM	1,238	1,550	1,640
System power (kW)	2.85	3.85	4.69
Refrigerant type	R410A	R410A	R410A
Refrigerant charge (lb-oz)			
System 1	10-12	13-4	14-8
System 2	—	—	—
ARI heating performance			
47°F capacity rating (MBH)	34,200	46,500	53,000
System power (kW) / COP / COP2	2.9/3.25/3.25	3.8/3.5/3.5	4.5/3.5/3.5
17°F capacity rating (MBH)	19,500	27,000	31,400
System power (kW) / COP / COP2	2.6/2.12/2.0	3.6/2.0/2.15	4.0/2.20/2.15
HSPF (Btu/Watts-hr)	8.1	8.0	8.30
HSPF2 (Btu/Watts-hr)	6.7	6.7	6.7
Dimensions (in.)			
Length	74.1	74.1	74.1
Width	48.9	48.9	48.9
Height	32.5	40.6	40.6
Operating weight (lb)	529	554	627
Compressors			
Type	Scroll	Scroll	Scroll
Quantity	1	1	1
Outdoor coil data			
Face area (sq ft)	15.1	19.4	19.4
Rows	2	2	2
Fins per in.	17	17	17
Tube diameter	0.375	0.375	0.375
Circuitry type	Split-face	Split-face	Split-face
Refrigerant control	TXV	TXV	TXV
Indoor coil data			
Face area (sq ft)	5.5	7.3	7.3
Rows	4	3	4
Fins per in.	15	15	15
Tube diameter	0.375	0.375	0.375
Circuitry type	Intertwined	Intertwined	Intertwined
Refrigerant control	TXV	TXV	TXV
Outdoor fan data			
Quantity	1	1	1
Fan diameter (in.)	22	22	22
Type	Prop	Prop	Prop
Drive type	Direct drive	Direct drive	Direct drive
No. speeds	1	1	1
Number of motors	1	1	1
Motor HP each	1/2	1/2	1/2
RPM	1100	1085	1100

XQE04 - 06 (Continued)

Component	Models					
	XQE04		XQE05		XQE06	
Nominal Tonnage	3		4		5	
Total CFM	3600		4000		4300	
Belt drive indoor fan data						
Quantity	1		1		1	
Fan diameter (in.)	10 x 10		10 x 10		11 x 10	
Type	Centrifugal		Centrifugal		Centrifugal	
Motor sheave	1VL34	1VL44	1VL34	1VL44	1VL34	1VL44
Blower sheave	AK46	AK46	AK46	AK46	AK46	AK46
Belt	A39	A40	A39	A40	A37	A39
Motor HP each, single-phase	1.5	—	1.5	—	1.5	—
Motor HP each, three-phase	2.4	2.4	2.4	2.4	2.4	2.9
RPM	1725		1725		1750	
Frame size	56Y		56Y		56HZ	
Direct drive indoor fan data						
Quantity	1		1		1	
Fan size (in.)	10 x 10		10 x 10		11 x 10	
Type	Centrifugal		Centrifugal		Centrifugal	
Motor HP each	3/4		1		1	
RPM	1050		1050		1050	
Filters						
Quantity - size	2 - (16 x 25 x 2) ¹		4 - (16 x 16 x 2) ¹		4 - (16 x 16 x 2) ¹	

1. 2 in. Throwaway, Standard, MERV 4 (Minimum Efficiency Reporting Value)

XYE04-09, XQE04-06, XXE7-12 unit limitations

Model	Size (ton)	Unit voltage	Unit limitations		
			Applied voltage		Outdoor DB temp
			Min	Max	Max (°F)
XYE/XQE	04 (3)	208/230-1-60	187	252	125
		208/230-3-60	187	252	125
		460-3-60	432	504	125
		575-3-60	540	630	125
XYE/XQE	05 (4)	208/230-1-60	187	252	125
		208/230-3-60	187	252	125
		460-3-60	432	504	125
		575-3-60	540	630	125
XYE/XQE	06 (5)	208/230-1-60	187	252	125
		208/230-3-60	187	252	125
		460-3-60	432	504	125
		575-3-60	540	630	125
XYE/XXE	A7 (6)	208/230-3-60	187	252	125
		460-3-60	432	504	125
		575-3-60	540	630	125
XYE/XXE	08 (7.5)	208/230-3-60	187	252	125
		460-3-60	432	504	125
		575-3-60	540	630	125
XYE/XXE	09 (8.5)	208/230-3-60	187	252	125
		460-3-60	432	504	125
		575-3-60	540	630	125
XXE	12 (10)	208/230-3-60	187	252	125
		460-3-60	432	504	125
		575-3-60	540	630	125

Capacity performance

XYE04-09, XEA7-12, XQE04-06 cooling capacities

XYE04 (3.0 ton)

Air on Evaporator Coil		Temperature of Air on Condenser Coil															
CFM	WB (°F)	Total Capacity ¹ (MBH)	Total Input (kW) ²	Sensible Capacity (MBH)						Total Capacity ¹ (MBH)	Total Input (kW) ²	Sensible Capacity (MBH)					
				Return Dry Bulb (°F)								Return Dry Bulb (°F)					
				90	85	80	75	70	65			90	85	80	75	70	65
		75°F								85°F							
750	77	47.1	2.1	22.8	19.2	15.5	-	-	-	44.3	2.4	21.6	17.9	14.2	-	-	-
	72	43.0	2.1	27.9	23.7	19.6	15.4	-	-	40.3	2.4	26.7	22.6	18.4	14.2	-	-
	67	38.9	2.1	32.9	28.3	23.6	19.5	15.3	-	36.3	2.4	31.9	27.3	22.6	18.5	14.3	-
	62	37.2	2.1	35.9	31.7	27.6	22.9	19.4	15.4	35.2	2.4	33.9	30.4	26.9	22.3	18.4	14.2
900	77	47.8	2.1	25.9	21.0	16.2	-	-	-	44.9	2.4	24.8	19.8	14.8	-	-	-
	72	44.1	2.1	30.7	25.8	20.9	16.1	-	-	41.4	2.4	29.5	24.6	19.7	14.8	-	-
	67	40.4	2.1	35.5	30.6	25.7	20.9	16.0	-	38.0	2.4	34.3	29.5	24.7	19.8	14.9	-
	62	39.1	2.1	38.0	34.2	30.5	25.2	20.9	16.1	37.0	2.4	36.0	32.8	29.7	24.5	19.8	14.9
	57	38.0	2.1	38.0	36.6	35.3	30.5	25.7	21.0	36.3	2.4	36.3	35.6	34.6	29.7	24.7	19.8
1050	77	48.5	2.1	28.9	22.8	16.8	-	-	-	45.5	2.4	28.0	21.7	15.4	-	-	-
	72	45.3	2.1	33.5	27.9	22.3	16.7	-	-	42.6	2.4	32.3	26.7	21.1	15.4	-	-
	67	42.0	2.1	38.2	33.0	27.8	22.3	16.7	-	39.6	2.4	36.6	31.7	26.8	21.1	15.5	-
	62	41.0	2.1	40.1	36.8	33.4	27.5	22.3	16.8	38.9	2.4	38.1	35.3	32.5	26.6	21.1	15.5
	57	40.1	2.1	40.1	39.4	38.8	33.4	27.9	22.4	38.3	2.4	38.3	38.3	38.1	32.5	26.8	21.1
1200	77	49.3	2.1	32.0	24.7	17.4	-	-	-	46.1	2.4	31.2	23.6	16.0	-	-	-
	72	46.4	2.1	36.4	30.0	23.7	17.4	-	-	43.7	2.4	35.1	28.7	22.4	16.0	-	-
	67	43.6	2.1	40.8	35.4	30.0	23.7	17.4	-	41.3	2.4	38.9	33.9	28.8	22.5	16.1	-
	62	42.8	2.1	42.3	39.3	36.3	29.7	23.7	17.5	40.8	2.4	40.1	37.7	35.3	28.7	22.5	16.1
	57	42.3	2.1	42.3	42.3	42.3	36.3	30.1	23.9	40.3	2.4	40.3	40.3	40.3	35.3	28.9	22.5
1350	72	47.6	2.1	39.2	32.1	25.1	18.0	-	-	44.8	2.4	37.9	30.8	23.7	16.6	-	-
	67	45.1	2.1	43.4	37.7	32.1	25.1	18.1	-	43.0	2.4	41.3	36.1	30.9	23.8	16.7	-
	62	44.7	2.1	44.4	41.8	39.2	32.0	25.2	18.2	42.6	2.4	42.2	40.1	38.0	30.9	23.8	16.7
	57	44.4	2.1	44.4	44.4	44.4	39.3	32.3	25.3	42.3	2.4	42.3	42.3	42.3	38.1	31.0	23.9
1500	72	48.7	2.1	42.0	34.2	26.4	18.7	-	-	45.9	2.4	40.7	32.9	25.0	17.2	-	-
	67	46.7	2.1	46.0	40.1	34.2	26.5	18.7	-	44.6	2.4	43.6	38.3	32.9	25.1	17.3	-
	62	46.6	2.1	46.5	44.3	42.1	34.3	26.6	18.9	44.5	2.4	44.3	42.5	40.8	33.0	25.2	17.4
	57	46.5	2.1	46.5	46.5	46.5	42.2	34.5	26.8	44.3	2.4	44.3	44.3	44.3	40.9	33.1	25.2
		95°F								105°F							
750	77	41.6	2.7	20.3	16.5	12.8	-	-	-	38.4	3.0	20.0	16.1	12.3	-	-	-
	72	37.6	2.6	25.6	21.4	17.2	13.1	-	-	35.1	3.0	24.7	20.5	16.4	12.2	-	-
	67	33.7	2.6	30.9	26.3	21.7	17.4	13.2	-	31.8	3.0	29.4	24.9	20.5	16.3	12.1	-
	62	33.2	2.6	32.0	29.1	26.2	21.8	17.4	13.1	31.4	3.0	30.2	27.4	24.6	20.4	16.2	12.0
900	77	42.0	2.7	23.7	18.5	13.4	-	-	-	38.8	3.0	23.0	17.8	12.5	-	-	-
	72	38.7	2.6	28.3	23.4	18.5	13.6	-	-	36.0	3.0	27.1	22.3	17.4	12.6	-	-
	67	35.5	2.6	33.0	28.3	23.7	18.7	13.7	-	33.3	3.0	31.2	26.8	22.4	17.5	12.6	-
	62	35.0	2.6	34.0	31.4	28.9	23.8	18.7	13.6	33.0	3.0	32.0	29.7	27.4	22.4	17.4	12.4
	57	34.5	2.6	34.5	34.5	34.0	28.9	23.7	18.5	32.6	3.0	32.6	32.5	32.4	27.3	22.3	17.2
1050	77	42.4	2.7	27.1	20.5	13.9	-	-	-	39.2	3.0	26.1	19.4	12.7	-	-	-
	72	39.8	2.6	31.1	25.4	19.8	14.2	-	-	37.0	3.0	29.6	24.1	18.5	13.0	-	-
	67	37.2	2.6	35.0	30.4	25.7	20.0	14.3	-	34.8	3.0	33.1	28.7	24.4	18.7	13.0	-
	62	36.8	2.6	36.0	33.8	31.6	25.8	20.0	14.2	34.6	3.0	33.7	32.0	30.2	24.4	18.6	12.8
	57	36.4	2.6	36.4	36.4	36.4	31.6	25.7	19.8	34.3	3.0	34.3	34.3	34.3	30.1	24.2	18.3
1200	77	42.8	2.6	30.5	22.5	14.5	-	-	-	39.6	3.0	29.2	21.0	12.9	-	-	-
	72	40.9	2.6	33.8	27.5	21.1	14.7	-	-	38.0	3.0	32.0	25.8	19.6	13.4	-	-
	67	39.0	2.6	37.1	32.4	27.7	21.2	14.8	-	36.4	3.0	34.9	30.6	26.3	19.9	13.5	-
	62	38.7	2.6	38.0	36.1	34.2	27.7	21.2	14.7	36.1	3.0	35.4	34.2	33.0	26.4	19.8	13.2
	57	38.4	2.6	38.4	38.4	38.4	34.3	27.7	21.1	35.9	3.0	35.9	35.9	35.9	33.0	26.2	19.4
1350	72	42.0	2.6	36.6	29.5	22.4	15.3	-	-	38.9	3.0	34.5	27.6	20.7	13.8	-	-
	67	40.8	2.6	39.2	34.4	29.7	22.5	15.3	-	37.9	3.0	36.7	32.5	28.3	21.1	14.0	-
	62	40.5	2.6	40.0	38.5	36.9	29.7	22.5	15.3	37.7	3.0	37.2	36.5	35.9	28.5	21.1	13.6
	57	40.3	2.6	40.3	40.3	40.3	36.9	29.7	22.4	37.5	3.0	37.5	37.5	37.5	35.8	28.1	20.5
1500	72	43.1	2.6	39.3	31.5	23.7	15.8	-	-	39.9	3.0	36.9	29.3	21.8	14.2	-	-
	67	42.5	2.6	41.3	36.5	31.6	23.8	15.9	-	39.5	3.0	38.5	34.4	30.2	22.3	14.5	-
	62	42.4	2.6	42.0	40.8	39.6	31.7	23.8	15.9	39.3	3.0	38.9	38.8	38.7	30.5	22.3	14.1
	57	42.2	2.6	42.2	42.2	42.2	39.6	31.7	23.7	39.2	3.0	39.2	39.2	39.2	38.6	30.1	21.6

XYE04 (3.0 ton) (Continued)

Air on Evaporator Coil		Temperature of Air on Condenser Coil															
CFM	WB (°F)	Total Capacity ¹ (MBH)	Total Input (kW) ²	Sensible Capacity (MBH)						Total Capacity ¹ (MBH)	Total Input (kW) ²	Sensible Capacity (MBH)					
				Return Dry Bulb (°F)								Return Dry Bulb (°F)					
				90	85	80	75	70	65			90	85	80	75	70	65
		115°F										125°F					
750	77	35.1	3.4	19.6	15.7	11.8	-	-	-	31.9	3.7	19.3	15.3	11.2	-	-	-
	72	32.5	3.4	23.8	19.7	15.5	11.3	-	-	29.9	3.7	23.0	18.8	14.6	10.4	-	-
	67	29.8	3.3	28.0	23.6	19.2	15.1	11.0	-	27.9	3.7	26.6	22.3	18.0	14.0	10.0	-
	62	29.6	3.3	28.4	25.7	22.9	18.9	15.0	11.0	27.8	3.7	26.6	24.0	21.3	17.5	13.7	9.9
900	77	35.5	3.4	22.4	17.0	11.6	-	-	-	32.2	3.7	21.7	16.2	10.7	-	-	-
	72	33.3	3.4	26.0	21.2	16.4	11.6	-	-	30.6	3.7	24.8	20.0	15.3	10.5	-	-
	67	31.1	3.4	29.5	25.3	21.1	16.3	11.4	-	29.0	3.7	27.8	23.8	19.8	15.1	10.3	-
	62	30.9	3.4	29.9	27.9	25.9	21.0	16.1	11.2	28.9	3.7	27.9	26.1	24.4	19.6	14.8	10.0
	57	30.7	3.4	30.3	30.3	30.3	25.7	20.8	15.9	28.8	3.7	27.9	27.9	27.9	24.2	19.4	14.5
1050	77	35.9	3.4	25.1	18.3	11.4	-	-	-	32.6	3.7	24.2	17.2	10.2	-	-	-
	72	34.2	3.4	28.1	22.7	17.2	11.8	-	-	31.3	3.7	26.6	21.3	16.0	10.6	-	-
	67	32.4	3.4	31.1	27.1	23.1	17.4	11.8	-	30.0	3.7	29.1	25.4	21.7	16.2	10.6	-
	62	32.3	3.4	31.4	30.1	28.9	23.1	17.3	11.5	30.0	3.7	29.1	28.3	27.5	21.7	15.9	10.1
	57	32.1	3.4	31.7	31.7	31.7	28.7	22.7	16.8	29.9	3.7	29.1	29.1	29.1	27.3	21.3	15.2
1200	77	36.3	3.4	27.9	19.6	11.3	-	-	-	33.0	3.7	26.6	18.1	9.6	-	-	-
	72	35.0	3.4	30.2	24.2	18.1	12.1	-	-	32.1	3.7	28.4	22.5	16.6	10.7	-	-
	67	33.7	3.4	32.6	28.8	25.0	18.6	12.2	-	31.1	3.7	30.3	27.0	23.6	17.3	10.9	-
	62	33.6	3.4	32.9	32.4	31.9	25.1	18.4	11.7	31.1	3.7	30.3	30.3	30.3	23.9	17.0	10.2
	57	33.5	3.4	33.2	33.2	33.2	31.7	24.7	17.6	31.0	3.7	30.3	30.3	30.3	30.3	23.2	15.9
1350	72	35.9	3.4	32.4	25.7	19.0	12.3	-	-	32.8	3.8	30.3	23.8	17.3	10.8	-	-
	67	35.1	3.4	34.1	30.5	26.9	19.8	12.6	-	32.2	3.8	31.6	28.6	25.5	18.4	11.3	-
	62	34.9	3.4	34.4	34.4	34.4	27.2	19.6	12.0	32.2	3.8	31.6	31.6	31.6	26.0	18.2	10.4
	57	34.8	3.4	34.6	34.6	34.6	34.6	26.6	18.5	32.1	3.7	31.6	31.6	31.6	31.6	25.1	16.6
1500	72	36.7	3.4	34.5	27.2	19.9	12.6	-	-	33.5	3.8	32.1	25.0	18.0	10.9	-	-
	67	36.4	3.4	35.6	32.2	28.8	20.9	13.0	-	33.3	3.8	32.8	30.1	27.4	19.5	11.6	-
	62	36.3	3.4	35.9	35.9	35.9	29.3	20.8	12.3	33.2	3.8	32.8	32.8	32.8	28.1	19.3	10.5
	57	36.2	3.4	36.1	36.1	36.1	36.1	28.5	19.4	33.2	3.7	32.8	32.8	32.8	32.8	27.0	17.3

1. These capacities are gross ratings. For net capacity, deduct the supply air blower motor heat (MBH = 3.415 x kW). Refer to the appropriate Blower Performance Table for the kW of the supply air blower motor.
2. These ratings include the condenser fan motors (total 1 kW) and the compressor motors but not the supply air blower motor.

XYE05 (4.0 ton)

Air on Evaporator Coil		Temperature of Air on Condenser Coil															
CFM	WB (°F)	Total Capacity ¹ (MBH)	Total Input (kW) ²	Sensible Capacity (MBH)						Total Capacity ¹ (MBH)	Total Input (kW) ²	Sensible Capacity (MBH)					
				Return Dry Bulb (°F)								Return Dry Bulb (°F)					
				90	85	80	75	70	65			90	85	80	75	70	65
		75°F								85°F							
1000	77	64.4	2.8	32.4	27.2	22.0	-	-	-	60.0	3.1	30.3	25.2	20.1	-	-	-
	72	58.1	2.8	38.1	32.5	27.0	21.4	-	-	54.2	3.1	36.3	30.8	25.2	19.7	-	-
	67	51.8	2.8	43.8	37.9	31.9	26.3	20.9	-	48.5	3.1	42.2	36.3	30.4	24.8	19.4	-
	62	48.4	2.8	48.4	42.6	36.9	30.3	25.9	20.5	46.4	3.1	46.0	40.8	35.6	29.5	24.5	19.0
1200	77	64.4	2.8	35.0	28.4	21.8	-	-	-	60.3	3.1	33.7	26.9	20.1	-	-	-
	72	58.9	2.8	41.0	34.6	28.1	21.7	-	-	55.3	3.1	39.5	33.0	26.6	20.1	-	-
	67	53.5	2.8	47.1	40.8	34.5	27.9	21.5	-	50.2	3.1	45.2	39.1	33.0	26.4	20.0	-
	62	50.6	2.8	50.6	45.7	40.9	33.5	27.8	21.2	48.5	3.1	48.2	43.8	39.5	32.5	26.3	19.7
	57	47.6	2.8	50.6	47.6	47.3	40.7	34.0	27.4	46.7	3.1	58.2	46.7	45.9	39.3	32.6	26.0
1400	77	64.3	2.8	37.6	29.5	21.5	-	-	-	60.6	3.2	37.1	28.6	20.1	-	-	-
	72	59.8	2.8	44.0	36.6	29.3	22.0	-	-	56.3	3.1	42.6	35.3	27.9	20.5	-	-
	67	55.2	2.8	50.4	43.8	37.1	29.6	22.1	-	51.9	3.1	48.2	41.9	35.6	28.1	20.6	-
	62	52.8	2.8	52.8	48.9	45.0	36.7	29.6	22.0	50.6	3.1	50.4	46.9	43.4	35.4	28.1	20.4
	57	50.4	2.8	52.8	50.4	50.2	45.0	37.1	29.3	49.2	3.1	50.4	49.2	49.2	43.3	35.6	27.8
1600	77	64.3	2.8	40.2	30.7	21.2	-	-	-	60.9	3.2	40.5	30.4	20.2	-	-	-
	72	60.6	2.8	46.9	38.7	30.5	22.2	-	-	57.3	3.2	45.8	37.5	29.2	20.9	-	-
	67	56.9	2.8	53.6	46.7	39.8	31.2	22.8	-	53.7	3.1	51.1	44.7	38.2	29.7	21.2	-
	62	55.0	2.8	55.0	52.0	49.0	39.8	31.5	22.7	52.7	3.1	52.5	49.9	47.3	38.4	29.9	21.2
	57	53.1	2.8	55.0	53.1	53.1	49.3	40.2	31.2	51.7	3.1	52.5	51.7	51.7	47.4	38.5	29.6
1800	72	61.4	2.8	49.8	40.7	31.6	22.5	-	-	58.3	3.2	49.0	39.8	30.5	21.3	-	-
	67	58.6	2.8	56.9	49.6	42.4	32.9	23.4	-	55.4	3.1	54.1	47.5	40.9	31.3	21.9	-
	62	57.2	2.8	57.2	55.1	53.1	43.0	33.4	23.5	54.8	3.1	54.7	52.9	51.2	41.3	31.6	21.9
	57	55.8	2.8	57.2	55.8	55.8	53.6	43.4	33.1	54.2	3.1	54.7	54.2	54.2	51.5	41.4	31.4
2000	72	62.2	2.8	52.8	42.8	32.8	22.8	-	-	59.3	3.2	52.2	42.0	31.9	21.7	-	-
	67	60.3	2.8	58.5	52.6	45.0	34.5	24.0	-	57.1	3.2	57.0	50.3	43.5	33.0	22.5	-
	62	59.4	2.8	58.5	58.3	57.2	46.2	35.2	24.3	56.9	3.2	57.0	56.0	55.1	44.2	33.4	22.6
	57	58.5	2.8	58.5	58.5	58.5	57.9	46.5	35.0	56.7	3.2	57.0	56.7	56.7	55.5	44.4	33.2
		95°F								105°F							
1000	77	55.5	3.4	28.3	23.2	18.1	-	-	-	51.2	4.0	27.3	22.1	16.9	-	-	-
	72	50.4	3.5	34.5	29.0	23.5	18.0	-	-	46.7	4.0	33.2	27.6	22.1	16.6	-	-
	67	45.2	3.5	40.7	34.8	28.9	23.4	17.8	-	42.1	4.0	39.0	33.2	27.4	21.9	16.4	-
	62	44.4	3.5	43.6	39.0	34.3	28.7	23.1	17.5	41.6	3.9	41.1	36.9	32.7	27.1	21.6	16.1
1200	77	56.2	3.5	32.5	25.5	18.5	-	-	-	51.7	4.0	31.3	24.2	17.0	-	-	-
	72	51.6	3.5	37.9	31.4	25.0	18.5	-	-	47.7	4.0	36.3	29.9	23.5	17.0	-	-
	67	47.0	3.5	43.3	37.4	31.5	25.0	18.4	-	43.7	4.0	41.3	35.6	29.9	23.4	16.9	-
	62	46.4	3.5	45.8	41.9	38.0	31.4	24.8	18.2	43.4	3.9	43.0	39.7	36.4	29.8	23.2	16.7
	57	45.8	3.5	45.8	45.8	44.6	37.9	31.2	24.5	43.1	3.9	43.1	43.1	42.8	36.2	29.5	22.9
1400	77	56.8	3.5	36.7	27.8	18.8	-	-	-	52.3	4.0	35.4	26.2	17.1	-	-	-
	72	52.8	3.5	41.3	33.9	26.5	19.0	-	-	48.8	4.0	39.4	32.1	24.8	17.4	-	-
	67	48.7	3.5	45.9	40.0	34.1	26.6	19.1	-	45.4	4.0	43.5	38.0	32.4	24.9	17.5	-
	62	48.4	3.5	47.9	44.8	41.8	34.1	26.5	18.9	45.2	4.0	44.9	42.5	40.1	32.5	24.9	17.3
	57	48.1	3.5	48.1	48.1	48.1	41.7	34.0	26.3	45.0	3.9	45.0	45.0	45.0	40.0	32.2	24.5
1600	77	57.5	3.5	40.9	30.1	19.2	-	-	-	52.8	4.0	39.4	28.3	17.3	-	-	-
	72	54.0	3.5	44.8	36.4	28.0	19.6	-	-	49.9	4.0	42.6	34.3	26.1	17.8	-	-
	67	50.4	3.5	48.6	42.7	36.7	28.2	19.7	-	47.0	4.0	45.8	40.3	34.9	26.5	18.0	-
	62	50.4	3.5	50.1	47.8	45.5	36.9	28.2	19.6	47.0	4.0	46.8	45.2	43.7	35.1	26.5	17.8
	57	50.4	3.5	50.4	50.4	50.4	45.5	36.8	28.0	46.9	4.0	46.9	46.9	46.9	43.8	34.9	26.1
1800	72	55.1	3.5	48.2	38.8	29.5	20.1	-	-	51.0	4.0	45.7	36.6	27.4	18.2	-	-
	67	52.7	3.5	52.7	45.3	39.3	29.8	20.3	-	48.8	4.0	48.0	42.7	37.4	28.0	18.6	-
	62	52.7	3.5	52.7	50.7	49.2	39.6	29.9	20.3	48.8	4.0	48.6	48.0	47.4	37.8	28.1	18.4
	57	52.7	3.5	52.7	52.7	52.7	49.3	39.5	29.7	48.8	4.0	48.8	48.8	48.8	47.5	37.6	27.7
2000	72	56.3	3.5	51.6	41.3	30.9	20.6	-	-	52.0	4.0	48.9	38.8	28.7	18.6	-	-
	67	55.0	3.5	55.0	47.9	42.0	31.5	21.0	-	50.8	4.0	50.3	45.1	39.9	29.5	19.1	-
	62	55.0	3.5	55.0	53.7	53.0	42.3	31.6	21.0	50.8	4.0	50.5	50.5	50.5	40.4	29.7	19.0
	57	55.0	3.5	55.0	55.0	55.0	53.1	42.3	31.5	50.8	4.0	50.8	50.8	50.8	50.8	40.3	29.3

XYE05 (4.0 ton) (Continued)

Air on Evaporator Coil		Temperature of Air on Condenser Coil															
CFM	WB (°F)	Total Capacity ¹ (MBH)	Total Input (kW) ²	Sensible Capacity (MBH)						Total Capacity ¹ (MBH)	Total Input (kW) ²	Sensible Capacity (MBH)					
				Return Dry Bulb (°F)								Return Dry Bulb (°F)					
				90	85	80	75	70	65			90	85	80	75	70	65
		115°F										125°F					
1000	77	46.9	4.5	26.2	20.9	15.7	-	-	-	42.6	5.0	25.2	19.8	14.4	-	-	-
	72	42.9	4.4	31.8	26.3	20.8	15.3	-	-	39.2	4.9	30.5	25.0	19.4	13.9	-	-
	67	38.9	4.4	37.4	31.7	25.9	20.4	14.9	-	36.1	4.9	35.8	30.1	24.4	19.0	13.5	-
	62	38.9	4.4	38.6	34.8	31.1	25.6	20.1	14.6	36.1	4.9	36.1	32.8	29.4	24.0	18.6	13.2
1200	77	47.3	4.5	30.1	22.8	15.5	-	-	-	42.8	5.0	28.9	21.5	14.1	-	-	-
	72	43.9	4.5	34.7	28.3	21.9	15.5	-	-	40.0	4.9	33.1	26.7	20.4	14.1	-	-
	67	40.5	4.4	39.3	33.8	28.3	21.9	15.4	-	37.6	4.9	37.2	32.0	26.7	20.3	13.9	-
	62	40.4	4.4	40.2	37.5	34.7	28.2	21.7	15.1	37.6	4.9	37.4	35.2	33.0	26.6	20.1	13.6
	57	40.3	4.4	40.3	40.3	40.3	34.5	27.9	21.3	37.6	4.9	37.6	37.6	37.6	32.8	26.2	19.7
1400	77	47.7	4.5	34.0	24.7	15.4	-	-	-	43.1	5.0	32.6	23.2	13.7	-	-	-
	72	44.8	4.5	37.6	30.3	23.1	15.8	-	-	40.9	4.9	35.7	28.5	21.4	14.2	-	-
	67	42.0	4.4	41.1	35.9	30.7	23.3	15.9	-	38.8	4.9	38.7	33.8	29.0	21.7	14.3	-
	62	42.0	4.4	41.8	40.1	38.3	30.8	23.2	15.6	38.8	4.9	38.8	37.7	36.6	29.1	21.5	14.0
	57	41.9	4.4	41.9	41.9	41.9	38.2	30.5	22.8	38.8	4.9	38.8	38.8	38.8	36.5	28.8	21.0
1600	77	48.0	4.5	37.9	26.6	15.3	-	-	-	43.3	5.0	36.4	24.9	13.4	-	-	-
	72	45.8	4.5	40.4	32.3	24.2	16.1	-	-	41.7	5.0	38.3	30.3	22.3	14.4	-	-
	67	43.6	4.5	43.0	38.0	33.1	24.7	16.4	-	40.2	4.9	40.2	35.7	31.3	23.0	14.7	-
	62	43.5	4.4	43.4	42.7	42.0	33.4	24.7	16.1	40.1	4.9	40.2	40.1	40.1	31.6	23.0	14.4
	57	43.5	4.4	43.5	43.5	43.5	42.0	33.1	24.2	40.0	4.9	40.2	40.1	40.1	40.0	31.3	22.3
1800	72	46.8	4.5	43.3	34.3	25.3	16.4	-	-	42.6	5.0	40.8	32.1	23.3	14.5	-	-
	67	45.1	4.5	44.8	40.2	35.5	26.2	16.8	-	41.6	4.9	41.6	37.6	33.6	24.3	15.1	-
	62	45.1	4.4	45.0	45.0	45.0	36.0	26.3	16.6	41.4	4.9	41.6	41.4	41.4	34.2	24.5	14.8
	57	45.0	4.4	45.0	45.0	45.0	35.7	25.7		41.2	4.9	41.6	41.4	41.4	41.2	33.8	23.7
2000	72	47.7	4.5	46.2	36.3	26.5	16.7	-	-	43.4	5.0	43.4	33.8	24.3	14.7	-	-
	67	46.7	4.5	46.6	42.3	37.9	27.6	17.3	-	43.1	5.0	43.4	39.5	35.9	25.7	15.5	-
	62	46.6	4.5	46.6	46.6	46.6	38.6	27.8	17.1	42.7	4.9	43.4	42.7	42.7	36.7	25.9	15.2
	57	46.6	4.5	46.6	46.6	46.6	38.3	27.2		42.4	4.9	43.4	42.7	42.7	42.4	36.3	25.0

1. These capacities are gross ratings. For net capacity, deduct the supply air blower motor heat (MBH = 3.415 x kW). Refer to the appropriate Blower Performance Table for the kW of the supply air blower motor.
2. These ratings include the condenser fan motors (total 1 kW) and the compressor motors but not the supply air blower motor.

XYE06 (5.0 ton)

Air on Evaporator Coil		Temperature of Air on Condenser Coil															
CFM	WB (°F)	Total Capacity ¹ (MBH)	Total Input (kW) ²	Sensible Capacity (MBH)						Total Capacity ¹ (MBH)	Total Input (kW) ²	Sensible Capacity (MBH)					
				Return Dry Bulb (°F)								Return Dry Bulb (°F)					
				90	85	80	75	70	65			90	85	80	75	70	65
		75°F								85°F							
1250	77	78.6	3.5	37.8	32.2	26.6	-	-	-	74.1	4.0	36.2	29.9	23.6	-	-	-
	72	71.8	3.4	46.7	40.1	33.5	26.8	-	-	67.6	3.9	45.3	38.2	31.1	24.0	-	-
	67	64.9	3.4	55.7	48.0	40.4	33.4	26.8	-	61.1	3.8	54.5	46.6	38.6	31.4	24.3	-
	62	62.4	3.4	54.9	51.1	47.3	37.4	33.4	26.4	59.3	3.8	55.2	50.6	46.1	37.4	31.6	24.4
1500	77	79.7	3.5	43.5	35.2	26.9	-	-	-	74.9	4.0	42.0	33.0	24.0	-	-	-
	72	73.8	3.5	51.6	43.5	35.4	27.2	-	-	69.2	3.9	49.8	41.4	33.0	24.5	-	-
	67	67.9	3.4	59.7	51.8	43.8	35.4	27.3	-	63.6	3.8	57.6	49.8	42.0	33.4	24.9	-
	62	65.8	3.4	59.7	56.0	52.3	41.6	35.6	27.2	62.0	3.8	58.5	54.7	51.0	41.2	33.7	25.1
	57	63.7	3.4	59.7	59.7	59.7	52.3	43.8	35.3	60.5	3.8	59.3	59.3	59.3	51.3	42.5	33.8
1750	77	80.7	3.5	49.3	38.2	27.2	-	-	-	75.7	4.0	47.8	36.0	24.3	-	-	-
	72	75.8	3.5	56.5	46.9	37.2	27.6	-	-	70.9	3.9	54.3	44.6	34.8	25.1	-	-
	67	70.8	3.4	63.8	55.5	47.3	37.4	27.9	-	66.0	3.8	60.8	53.1	45.3	35.4	25.6	-
	62	69.2	3.4	64.5	60.9	57.3	45.8	37.7	28.0	64.7	3.8	61.8	58.8	55.9	45.0	35.8	25.8
	57	67.5	3.4	65.2	65.2	65.2	57.5	47.6	37.8	63.3	3.8	62.7	62.7	62.7	56.2	46.1	35.9
2000	77	81.7	3.5	55.0	41.3	27.5	-	-	-	76.5	4.0	53.6	39.1	24.6	-	-	-
	72	77.8	3.5	61.4	50.3	39.1	28.0	-	-	72.5	3.9	58.8	47.7	36.6	25.6	-	-
	67	73.8	3.4	67.9	59.3	50.7	39.5	28.4	-	68.5	3.9	64.0	56.3	48.7	37.4	26.2	-
	62	72.5	3.4	69.3	65.8	62.3	50.0	39.9	28.8	67.3	3.9	65.1	62.9	60.8	48.8	37.9	26.5
	57	71.3	3.4	70.7	70.7	70.7	62.7	51.5	40.3	66.1	3.8	66.1	66.1	66.1	61.2	49.6	38.0
2250	72	79.7	3.5	66.3	53.7	41.0	28.4	-	-	74.2	3.9	63.3	50.9	38.5	26.1	-	-
	67	76.7	3.5	71.9	63.0	54.1	41.5	28.9	-	71.0	3.9	67.1	59.6	52.1	39.4	26.8	-
	62	75.9	3.4	74.1	70.7	67.3	54.1	42.1	29.5	70.0	3.9	68.4	67.0	65.6	52.5	40.0	27.2
	57	75.1	3.4	75.1	75.1	75.1	67.9	55.3	42.8	69.0	3.9	69.0	69.0	69.0	66.2	53.2	40.1
2500	72	81.7	3.5	71.2	57.0	42.9	28.7	-	-	75.8	3.9	67.7	54.0	40.3	26.6	-	-
	67	79.7	3.5	76.0	66.8	57.6	43.5	29.4	-	73.4	3.9	70.3	62.8	55.4	41.4	27.5	-
	62	79.3	3.5	78.9	75.6	72.3	58.3	44.3	30.3	72.6	3.9	71.7	71.1	70.5	56.3	42.1	27.9
	57	78.9	3.5	78.9	78.9	78.9	73.1	59.2	45.3	71.8	3.9	71.8	71.8	71.8	71.2	56.7	42.2
		95°F								105°F							
1250	77	69.5	4.5	34.5	27.6	20.7	-	-	-	63.2	5.1	34.2	27.1	20.0	-	-	-
	72	63.4	4.4	43.9	36.4	28.8	21.2	-	-	58.3	5.0	42.1	34.7	27.4	20.0	-	-
	67	57.2	4.2	53.3	45.1	36.9	29.3	21.8	-	53.4	4.9	50.0	42.4	34.8	27.5	20.2	-
	62	56.3	4.2	55.4	50.2	45.0	37.4	29.9	22.4	52.7	4.8	51.9	47.0	42.1	34.9	27.7	20.5
1500	77	70.1	4.5	40.4	30.7	21.0	-	-	-	64.1	5.0	39.5	29.7	19.8	-	-	-
	72	64.7	4.4	48.0	39.3	30.6	21.9	-	-	59.8	5.0	45.9	37.4	28.9	20.4	-	-
	67	59.2	4.2	55.6	47.9	40.2	31.3	22.5	-	55.5	4.9	52.3	45.1	38.0	29.4	20.8	-
	62	58.2	4.2	57.2	53.5	49.7	40.8	31.9	23.0	54.8	4.8	53.9	50.5	47.1	38.4	29.7	20.9
	57	57.2	4.2	57.2	57.2	57.2	50.3	41.3	32.2	54.0	4.8	54.0	54.0	54.0	47.4	38.5	29.7
1750	77	70.7	4.4	46.3	33.8	21.3	-	-	-	65.0	5.0	44.9	32.3	19.7	-	-	-
	72	66.0	4.4	52.1	42.2	32.4	22.5	-	-	61.3	5.0	49.7	40.1	30.5	20.9	-	-
	67	61.2	4.3	57.8	50.6	43.4	33.4	23.3	-	57.6	4.9	54.5	47.9	41.3	31.4	21.4	-
	62	60.2	4.2	59.0	56.8	54.5	44.2	33.9	23.6	56.8	4.9	55.9	54.0	52.1	41.8	31.6	21.3
	57	59.1	4.2	59.1	59.1	59.1	55.0	44.5	34.0	56.0	4.8	56.0	56.0	56.0	52.3	41.7	31.2
2000	77	71.3	4.4	52.2	36.9	21.6	-	-	-	65.8	5.0	50.2	34.9	19.5	-	-	-
	72	67.3	4.3	56.1	45.1	34.2	23.2	-	-	62.7	5.0	53.5	42.8	32.0	21.3	-	-
	67	63.2	4.3	60.0	53.4	46.7	35.4	24.0	-	59.7	4.9	56.8	50.7	44.5	33.3	22.0	-
	62	62.1	4.3	60.9	60.0	59.2	47.6	35.9	24.2	58.9	4.9	57.8	57.5	57.1	45.3	33.5	21.7
	57	61.0	4.3	61.0	61.0	61.0	59.8	47.7	35.7	58.1	4.9	58.1	58.1	58.1	57.3	45.0	32.7
2250	72	68.6	4.3	60.2	48.1	35.9	23.8	-	-	64.2	5.0	57.3	45.4	33.6	21.7	-	-
	67	65.2	4.3	62.3	56.1	50.0	37.4	24.8	-	61.7	4.9	59.0	53.4	47.8	35.2	22.7	-
	62	64.1	4.3	62.7	62.7	62.7	50.9	37.9	24.8	60.9	4.9	59.8	59.8	59.8	48.7	35.4	22.1
	57	62.9	4.3	62.9	62.9	62.9	62.9	51.0	37.5	60.1	4.9	60.1	60.1	60.1	60.1	48.2	34.2
2500	72	69.9	4.3	64.3	51.0	37.7	24.5	-	-	65.7	4.9	61.1	48.1	35.1	22.2	-	-
	67	67.2	4.3	64.5	58.9	53.2	39.4	25.5	-	63.8	4.9	61.3	56.2	51.1	37.2	23.3	-
	62	66.0	4.3	64.5	64.5	64.5	54.3	39.9	25.4	63.0	4.9	61.8	61.8	61.8	52.2	37.4	22.6
	57	64.8	4.3	64.5	64.5	64.5	64.5	54.2	39.2	62.1	4.9	62.1	62.1	62.1	62.1	51.5	35.7

XYE06 (5.0 ton) (Continued)

Air on Evaporator Coil		Temperature of Air on Condenser Coil															
CFM	WB (°F)	Total Capacity ¹ (MBH)	Total Input (kW) ²	Sensible Capacity (MBH)						Total Capacity ¹ (MBH)	Total Input (kW) ²	Sensible Capacity (MBH)					
				Return Dry Bulb (°F)								Return Dry Bulb (°F)					
				90	85	80	75	70	65			90	85	80	75	70	65
		115°F										125°F					
1250	77	56.9	5.7	33.9	26.6	19.3	-	-	-	50.6	6.2	33.6	26.1	18.6	-	-	-
	72	53.3	5.6	40.3	33.1	26.0	18.8	-	-	48.2	6.2	38.5	31.5	24.6	17.6	-	-
	67	49.7	5.5	46.7	39.7	32.6	25.6	18.6	-	45.9	6.1	43.4	37.0	30.5	23.7	17.0	-
	62	49.2	5.4	48.5	43.9	39.3	32.4	25.6	18.7	45.7	6.1	45.0	40.7	36.4	29.9	23.4	16.9
1500	77	58.0	5.6	38.7	28.7	18.7	-	-	-	52.0	6.2	37.8	27.6	17.5	-	-	-
	72	54.9	5.6	43.8	35.5	27.3	19.0	-	-	50.0	6.2	41.7	33.7	25.6	17.6	-	-
	67	51.8	5.5	49.0	42.4	35.9	27.5	19.1	-	48.1	6.1	45.7	39.7	33.7	25.5	17.3	-
	62	51.3	5.5	50.6	47.5	44.5	35.9	27.4	18.9	47.9	6.1	47.3	44.6	41.9	33.5	25.2	16.8
	57	50.9	5.4	50.9	50.9	50.9	44.4	35.8	27.1	47.7	6.1	47.7	47.7	47.7	41.5	33.0	24.5
1750	77	59.2	5.6	43.4	30.7	18.0	-	-	-	53.4	6.2	42.0	29.2	16.4	-	-	-
	72	56.6	5.6	47.3	38.0	28.6	19.2	-	-	51.8	6.2	45.0	35.8	26.7	17.6	-	-
	67	54.0	5.5	51.2	45.2	39.1	29.3	19.6	-	50.3	6.1	47.9	42.5	37.0	27.3	17.7	-
	62	53.5	5.5	52.7	51.2	49.7	39.5	29.3	19.1	50.2	6.1	49.5	48.4	47.3	37.1	27.0	16.8
	57	53.0	5.5	53.0	53.0	53.0	49.6	39.0	28.4	50.0	6.1	50.0	50.0	50.0	46.9	36.2	25.6
2000	77	60.3	5.6	48.2	32.8	17.4	-	-	-	54.8	6.2	46.2	30.7	15.3	-	-	-
	72	58.2	5.6	50.8	40.4	29.9	19.4	-	-	53.7	6.2	48.2	38.0	27.8	17.6	-	-
	67	56.1	5.5	53.5	47.9	42.4	31.2	20.0	-	52.5	6.1	50.2	45.2	40.2	29.1	18.1	-
	62	55.6	5.5	54.8	54.8	54.8	43.0	31.1	19.3	52.4	6.1	51.8	51.8	51.8	40.7	28.8	16.8
	57	55.2	5.5	55.2	55.2	55.2	54.8	42.2	29.7	52.3	6.1	52.3	52.3	52.3	52.3	39.5	26.6
2250	72	59.8	5.6	54.4	42.8	31.2	19.6	-	-	55.5	6.2	51.4	40.1	28.8	17.6	-	-
	67	58.3	5.5	55.7	50.7	45.6	33.1	20.5	-	54.8	6.2	52.5	48.0	43.5	31.0	18.4	-
	62	57.8	5.5	57.0	57.0	57.0	46.5	33.0	19.5	54.7	6.1	54.1	54.1	54.1	44.4	30.6	16.8
	57	57.3	5.5	57.3	57.3	57.3	57.3	45.5	31.0	54.5	6.1	54.5	54.5	54.5	54.5	42.7	27.7
2500	72	61.5	5.6	57.9	45.2	32.5	19.8	-	-	57.3	6.2	54.7	42.3	29.9	17.5	-	-
	67	60.4	5.6	58.0	53.4	48.9	35.0	21.0	-	57.0	6.2	54.7	50.7	46.7	32.8	18.8	-
	62	59.9	5.6	59.1	59.1	59.1	50.1	34.9	19.7	56.9	6.2	56.3	56.3	56.3	48.0	32.4	16.8
	57	59.5	5.6	59.5	59.5	59.5	59.5	48.7	32.2	56.8	6.2	56.8	56.8	56.8	56.8	46.0	28.8

1. These capacities are gross ratings. For net capacity, deduct the supply air blower motor heat (MBH = 3.415 x kW). Refer to the appropriate Blower Performance Table for the kW of the supply air blower motor.
2. These ratings include the condenser fan motors (total 1 kW) and the compressor motors but not the supply air blower motor.

XYEA7 (6.0 ton)

Air on Evaporator Coil		Temperature of Air on Condenser Coil															
CFM	WB (°F)	Total Capacity ¹ (MBH)	Total Input (kW) ²	Sensible Capacity (MBH)						Total Capacity ¹ (MBH)	Total Input (kW) ²	Sensible Capacity (MBH)					
				Return Dry Bulb (°F)								Return Dry Bulb (°F)					
				90	85	80	75	70	65			90	85	80	75	70	65
		75°F															
1500	77	90.7	4.1	43.2	36.5	29.9	-	-	-	86.4	4.6	41.4	34.9	28.3	-	-	-
	72	82.7	4.0	53.0	45.0	37.1	29.1	-	-	78.3	4.5	51.3	43.4	35.5	27.6	-	-
	67	74.7	4.0	62.7	53.5	44.3	35.6	28.3	-	70.3	4.4	61.2	51.9	42.7	34.4	26.8	-
	62	72.7	3.9	64.3	57.8	51.5	40.4	35.3	27.3	71.1	4.4	61.6	55.7	49.8	40.3	33.9	25.9
1800	77	91.7	4.1	49.0	39.0	29.0	-	-	-	87.5	4.6	48.0	37.8	27.7	-	-	-
	72	84.7	4.0	57.1	47.8	38.623	29.4	-	-	80.3	4.5	55.6	46.3	37.1	27.8	-	-
	67	77.7	4.0	65.2	56.7	48.3	38.2	29.2	-	73.2	4.5	63.1	54.8	46.5	36.8	27.6	-
	62	73.4	4.0	67.8	62.8	57.9	45.6	38.2	28.4	71.4	4.4	65.0	60.5	55.9	45.0	36.5	26.8
	57	60.7	3.9	60.7	60.7	60.7	57.4	47.2	37.1	59.4	4.4	59.4	59.4	59.4	55.4	45.5	35.5
2100	77	92.6	4.1	54.8	41.4	28.1	-	-	-	88.6	4.6	54.6	40.8	27.0	-	-	-
	72	86.7	4.0	61.2	50.7	40.2	29.7	-	-	82.4	4.5	59.9	49.3	38.7	28.1	-	-
	67	80.7	4.0	67.6	59.9	52.2	40.8	30.1	-	76.2	4.5	65.1	57.7	50.3	39.1	28.3	-
	62	74.1	4.0	71.3	67.8	64.3	50.9	41.1	29.5	71.7	4.5	68.5	65.3	62.0	49.6	39.1	27.7
	57	61.2	4.0	61.2	61.2	61.2	59.5	52.1	39.9	59.7	4.5	59.7	59.7	59.7	59.5	50.0	38.2
2400	77	93.6	4.1	60.5	43.9	27.2	-	-	-	89.6	4.6	61.3	43.8	26.4	-	-	-
	72	88.6	4.1	65.3	53.5	41.7	29.9	-	-	84.4	4.5	64.1	52.2	40.3	28.3	-	-
	67	83.7	4.0	70.0	63.1	56.2	43.4	31.1	-	79.1	4.5	67.0	60.6	54.2	41.5	29.1	-
	62	74.8	4.0	74.8	72.9	70.7	56.1	44.0	30.6	72.1	4.5	71.9	70.0	68.0	54.3	41.8	28.7
	57	61.7	4.0	61.7	61.7	61.7	61.7	56.9	42.8	59.9	4.5	59.9	59.9	59.9	59.9	54.5	40.8
2700	72	90.6	4.1	69.4	56.3	43.2	30.2	-	-	86.4	4.6	68.4	55.1	41.8	28.6	-	-
	67	86.7	4.0	72.4	66.3	60.2	45.9	32.0	-	82.1	4.5	69.0	63.5	58.0	43.8	29.8	-
	62	75.5	4.0	75.5	75.5	75.5	61.4	46.9	31.8	72.4	4.5	72.4	72.4	72.4	59.0	44.4	29.6
	57	62.1	4.0	62.1	62.1	62.1	62.1	61.7	45.6	60.1	4.5	60.1	60.1	60.1	60.1	59.0	43.4
3000	72	92.6	4.1	73.5	59.1	44.79	30.5	-	-	88.4	4.6	72.7	58.1	43.4	28.8	-	-
	67	89.7	4.0	74.8	69.5	64.1	48.5	32.9	-	85.0	4.5	71.0	66.4	61.8	46.2	30.6	-
	62	76.2	4.1	76.2	76.2	76.2	66.6	49.8	32.9	72.7	4.5	72.7	72.7	72.7	63.6	47.1	30.5
	57	62.6	4.1	62.6	62.6	62.6	62.6	62.6	48.4	60.4	4.6	60.4	60.4	60.4	60.4	60.4	46.0
		95°F															
1500	77	82.1	5.0	39.6	33.2	26.8	-	-	-	79.9	5.7	38.7	31.5	24.4	-	-	-
	72	74.0	5.0	49.6	41.7	33.9	26.1	-	-	69.6	5.6	47.7	39.7	31.7	23.7	-	-
	67	65.9	4.9	59.6	50.3	41.0	33.2	25.3	-	59.3	5.6	56.8	47.9	39.0	31.0	23.1	-
	62	69.5	4.9	58.9	53.5	48.1	40.3	32.4	24.5	65.7	5.6	56.0	51.1	46.2	38.4	30.5	22.7
1800	77	83.3	5.1	47.0	36.7	26.4	-	-	-	78.7	5.7	45.6	34.8	24.0	-	-	-
	72	76.0	5.0	54.1	44.8	35.535	26.3	-	-	70.8	5.6	51.8	42.5	33.2	23.9	-	-
	67	68.8	4.9	61.1	52.9	44.7	35.3	25.9	-	62.8	5.6	58.1	50.3	42.5	33.1	23.7	-
	62	69.4	4.9	62.3	58.1	53.9	44.3	34.8	25.2	65.6	5.6	59.0	55.3	51.7	42.3	32.8	23.4
	57	58.2	4.9	58.2	58.2	58.2	53.4	43.7	34.0	60.5	5.6	59.9	59.9	59.9	51.4	41.9	32.4
2100	77	84.5	5.1	54.5	40.2	25.9	-	-	-	77.6	5.7	52.6	38.1	23.5	-	-	-
	72	78.1	5.0	58.5	47.9	37.2	26.5	-	-	71.9	5.7	56.0	45.4	34.7	24.1	-	-
	67	71.7	5.0	62.6	55.5	48.4	37.5	26.5	-	66.3	5.6	59.3	52.7	46.0	35.1	24.3	-
	62	69.4	5.0	65.7	62.7	59.7	48.4	37.2	25.9	65.5	5.6	62.0	59.6	57.2	46.1	35.1	24.1
	57	58.1	5.0	58.1	58.1	58.1	58.1	47.9	36.4	58.7	5.6	58.7	58.7	58.7	56.8	45.2	33.6
2400	77	85.7	5.1	62.0	43.8	25.5	-	-	-	76.4	5.7	59.5	41.3	23.1	-	-	-
	72	80.1	5.0	63.0	50.9	38.8	26.7	-	-	73.0	5.7	60.1	48.2	36.3	24.4	-	-
	67	74.6	5.0	64.1	58.1	52.1	39.6	27.1	-	69.7	5.6	60.6	55.0	49.5	37.2	24.9	-
	62	69.3	5.0	69.0	67.2	65.4	52.5	39.6	26.7	65.3	5.6	64.9	63.8	62.6	50.0	37.4	24.8
	57	58.1	5.0	58.1	58.1	58.1	58.1	52.1	38.8	57.0	5.6	57.0	57.0	57.0	57.0	48.5	34.8
2700	72	82.2	5.0	67.5	54.0	40.4	26.9	-	-	74.2	5.7	64.2	51.0	37.8	24.6	-	-
	67	77.5	5.0	65.6	60.7	55.8	41.7	27.7	-	73.2	5.7	61.9	57.4	53.0	39.3	25.5	-
	62	69.3	5.0	69.3	69.3	69.3	56.6	42.0	27.4	65.2	5.7	65.2	65.2	65.2	53.9	39.7	25.4
	57	58.1	5.0	58.1	58.1	58.1	58.1	56.3	41.1	55.2	5.7	55.2	55.2	55.2	55.2	51.8	36.0
3000	72	84.2	5.1	72.0	57.1	42.087	27.1	-	-	75.3	5.7	68.3	53.8	39.3	24.8	-	-
	67	80.4	5.0	67.1	63.3	59.5	43.9	28.3	-	76.6	5.7	63.1	59.8	56.5	41.3	26.2	-
	62	69.3	5.0	69.3	69.3	69.3	60.6	44.4	28.1	65.0	5.7	65.0	65.0	65.0	57.8	42.0	26.1
	57	58.1	5.1	58.1	58.1	58.1	58.1	58.1	43.5	53.5	5.7	53.5	53.5	53.5	53.5	53.5	37.2

XYEA7 (6.0 ton) (Continued)

Air on Evaporator Coil		Temperature of Air on Condenser Coil															
CFM	WB (°F)	Total Capacity ¹ (MBH)	Total Input (kW) ²	Sensible Capacity (MBH)						Total Capacity ¹ (MBH)	Total Input (kW) ²	Sensible Capacity (MBH)					
				Return Dry Bulb (°F)								Return Dry Bulb (°F)					
				90	85	80	75	70	65			90	85	80	75	70	65
		115°F										125°F					
1500	77	77.7	6.3	37.7	29.9	22.1	-	-	-	75.6	6.9	36.8	28.3	19.7	-	-	-
	72	65.3	6.3	45.9	37.7	29.5	21.3	-	-	60.9	6.9	44.1	35.7	27.3	18.9	-	-
	67	52.8	6.2	52.8	45.5	36.9	28.9	20.9	-	46.3	6.9	46.3	43.1	34.8	26.7	18.6	-
	62	62.0	6.2	53.1	48.7	44.3	36.5	28.7	20.8	58.3	6.9	50.2	46.3	42.4	34.6	26.8	19.0
1800	77	74.2	6.3	44.2	32.9	21.6	-	-	-	69.7	7.0	42.8	31.0	19.2	-	-	-
	72	65.5	6.3	49.6	40.3	30.9	21.5	-	-	60.3	6.9	47.4	38.0	28.6	19.2	-	-
	67	56.8	6.2	55.1	47.6	40.2	30.9	21.5	-	50.9	6.9	50.9	45.0	38.0	28.6	19.3	-
	62	61.8	6.2	55.7	52.6	49.5	40.2	30.8	21.5	58.0	6.9	52.4	49.9	47.3	38.1	28.9	19.6
	57	62.8	6.2	56.3	56.3	56.3	49.5	40.2	30.9	65.1	6.9	52.7	52.7	52.7	47.6	38.4	29.3
2100	77	70.7	6.3	50.6	35.9	21.1	-	-	-	63.7	7.0	48.7	33.7	18.7	-	-	-
	72	65.7	6.3	53.4	42.8	32.3	21.8	-	-	59.6	7.0	50.8	40.3	29.9	19.4	-	-
	67	60.8	6.3	56.1	49.8	43.5	32.8	22.1	-	55.4	6.9	52.9	47.0	41.1	30.5	20.0	-
	62	61.5	6.3	58.3	56.5	54.7	43.9	33.0	22.2	57.6	6.9	54.6	53.4	52.2	41.6	30.9	20.3
	57	59.3	6.3	59.3	59.3	59.3	54.2	42.5	30.9	59.9	6.9	56.3	56.3	56.3	51.6	39.9	28.1
2400	77	67.1	6.4	57.1	38.9	20.7	-	-	-	57.8	7.0	54.6	36.4	18.2	-	-	-
	72	66.0	6.3	57.1	45.4	33.7	22.1	-	-	58.9	7.0	54.1	42.7	31.2	19.7	-	-
	67	64.8	6.3	57.1	52.0	46.8	34.8	22.8	-	59.9	7.0	53.7	48.9	44.2	32.4	20.6	-
	62	61.3	6.3	60.8	60.4	59.9	47.5	35.2	22.9	57.3	7.0	56.7	56.7	56.7	45.1	33.0	21.0
	57	55.8	6.3	55.8	55.8	55.8	55.8	44.9	30.9	54.6	6.9	54.6	54.6	54.6	54.6	41.3	26.9
2700	72	66.2	6.4	60.9	48.0	35.2	22.3	-	-	58.2	7.0	57.5	45.0	32.5	20.0	-	-
	67	68.8	6.3	58.2	54.1	50.1	36.8	23.4	-	64.5	7.0	54.4	50.9	47.3	34.3	21.3	-
	62	61.1	6.3	61.1	61.1	61.1	51.2	37.4	23.5	56.9	7.0	56.9	56.9	56.9	48.5	35.1	21.6
	57	52.3	6.3	52.3	52.3	52.3	52.3	47.3	30.9	49.4	7.0	49.4	49.4	49.4	49.4	42.8	25.8
3000	72	66.4	6.4	64.6	50.6	36.6	22.6	-	-	57.5	7.0	57.5	47.4	33.8	20.3	-	-
	67	72.8	6.4	59.2	56.3	53.4	38.7	24.1	-	69.0	7.0	55.2	52.8	50.4	36.2	22.0	-
	62	60.8	6.4	60.8	60.8	60.8	54.9	39.6	24.2	56.6	7.0	56.6	56.6	56.6	52.0	37.1	22.3
	57	48.8	6.4	48.8	48.8	48.8	48.8	48.8	30.9	44.2	7.0	44.2	44.2	44.2	44.2	44.2	24.6

1. These capacities are gross ratings. For net capacity, deduct the supply air blower motor heat (MBH = 3.415 x kW). Refer to the appropriate Blower Performance Table for the kW of the supply air blower motor.
2. These ratings include the condenser fan motors (total 1 kW) and the compressor motors but not the supply air blower motor.

XYE08 (7.5 ton)

Air on Evaporator Coil		Temperature of Air on Condenser Coil																			
CFM	WB (°F)	Total Capacity ¹ (MBH)	Total Input (kW) ²	Sensible Capacity (MBH)						Total Capacity ¹ (MBH)	Total Input (kW) ²	Sensible Capacity (MBH)									
				Return Dry Bulb (°F)								Return Dry Bulb (°F)									
				90	85	80	75	70	65			90	85	80	75	70	65				
		75°F										85°F									
1875	77	113.5	5.2	46.7	38.6	32.4	-	-	-	109.9	5.9	46.2	38.7	31.2	-	-	-				
	72	104.3	5.1	58.6	52.4	46.2	40.0	-	-	99.9	5.8	59.2	51.7	44.2	36.7	-	-				
	67	95.0	5.0	70.5	66.2	60.0	53.8	47.6	-	89.9	5.7	72.3	64.8	57.3	49.7	42.2	-				
	62	85.3	5.0	85.3	85.3	72.1	65.9	59.7	53.5	81.8	5.7	81.8	81.8	68.9	61.4	53.8	46.3				
2250	77	118.7	5.2	52.7	44.2	35.6	-	-	-	114.1	5.9	53.0	43.6	34.2	-	-	-				
	72	109.0	5.1	67.9	59.3	50.7	42.1	-	-	103.7	5.8	67.3	57.9	48.5	39.1	-	-				
	67	99.3	5.0	83.0	74.4	65.8	57.2	48.6	-	93.3	5.7	81.6	72.2	62.8	53.4	44.0	-				
	62	89.1	5.0	89.1	89.1	79.1	70.5	61.9	53.3	84.9	5.7	84.9	84.9	75.5	66.1	56.8	47.4				
	57	86.1	5.0	86.1	86.1	79.8	71.2	62.6	54.0	83.3	5.7	83.3	83.3	75.9	66.5	57.1	47.8				
2625	77	123.9	5.2	58.8	49.7	38.7	-	-	-	118.2	5.9	59.8	48.5	37.2	-	-	-				
	72	113.7	5.1	77.1	66.1	55.2	44.2	-	-	107.5	5.8	75.3	64.1	52.8	41.5	-	-				
	67	103.6	5.0	95.4	82.6	71.6	60.6	49.6	-	96.7	5.7	90.9	79.6	68.4	57.1	45.8	-				
	62	93.0	5.0	93.0	93.0	86.0	75.0	64.1	53.1	88.0	5.7	88.0	88.0	82.2	70.9	59.7	48.4				
	57	89.9	5.0	89.9	89.9	86.8	75.8	64.9	53.9	86.3	5.7	86.3	86.3	82.6	71.4	60.1	48.8				
3000	77	129.0	5.2	64.9	55.2	41.8	-	-	-	122.4	5.9	66.6	53.4	40.3	-	-	-				
	72	118.5	5.1	86.4	73.0	59.6	46.2	-	-	111.3	5.8	83.4	70.2	57.1	43.9	-	-				
	67	107.9	5.0	107.9	90.8	77.4	64.0	50.6	-	100.1	5.7	100.1	87.1	73.9	60.7	47.6	-				
	62	96.9	5.0	96.9	96.9	93.0	79.6	66.2	52.9	91.1	5.7	91.1	91.1	88.9	75.7	62.6	49.4				
	57	93.6	5.0	93.6	93.6	93.6	80.5	67.1	53.7	89.3	5.7	89.3	89.3	89.3	76.2	63.0	49.9				
3375	72	120.7	5.1	88.9	76.0	63.1	50.2	-	-	113.3	5.8	88.1	74.4	60.8	47.1	-	-				
	67	109.9	5.0	109.9	95.2	81.9	69.0	56.1	-	102.0	5.7	102.0	92.4	78.7	65.0	51.4	-				
	62	98.7	5.0	98.7	98.7	96.8	83.9	71.0	58.1	92.8	5.7	92.8	92.8	91.7	78.0	64.3	50.7				
	57	95.4	5.0	95.4	95.4	95.4	82.6	69.7	56.8	91.0	5.7	91.0	91.0	91.0	77.3	63.7	50.0				
3750	72	122.9	5.2	91.4	79.0	66.6	54.2	-	-	115.4	5.8	92.8	78.6	64.5	50.3	-	-				
	67	111.9	5.1	111.9	99.5	86.4	74.0	61.6	-	103.8	5.8	103.8	97.7	83.5	69.3	55.2	-				
	62	100.5	5.1	100.5	100.5	100.5	88.1	75.7	63.3	94.4	5.7	94.4	94.4	94.4	80.3	66.1	52.0				
	57	97.1	5.1	97.1	97.1	97.1	84.7	72.3	59.9	92.7	5.7	92.7	92.7	92.7	78.5	64.3	50.2				
		95°F										105°F									
1875	77	106.3	6.5	45.7	38.8	30.0	-	-	-	94.5	7.3	39.8	35.0	26.8	-	-	-				
	72	95.6	6.4	59.9	51.1	42.3	33.4	-	-	85.3	7.3	55.2	47.1	38.9	30.7	-	-				
	67	84.8	6.4	74.1	63.4	54.6	45.7	36.9	-	76.1	7.2	70.7	59.2	51.0	42.8	34.7	-				
	62	78.3	6.3	78.3	78.3	65.7	56.9	48.0	39.2	71.2	7.1	71.2	71.2	60.0	51.9	43.7	35.5				
2250	77	109.4	6.5	53.2	43.1	32.9	-	-	-	98.0	7.3	48.6	39.1	29.6	-	-	-				
	72	98.4	6.5	66.7	56.5	46.3	36.1	-	-	88.4	7.3	61.9	52.4	42.9	33.5	-	-				
	67	87.3	6.4	80.2	70.0	59.8	49.6	39.4	-	78.9	7.2	75.3	65.8	56.3	46.8	37.3	-				
	62	80.6	6.3	80.6	80.6	72.0	61.8	51.6	41.4	73.8	7.2	73.8	73.8	66.3	56.8	47.3	37.8				
	57	80.4	6.3	80.4	80.4	72.1	61.9	51.7	41.5	72.8	7.2	72.8	72.8	65.5	56.0	46.5	37.0				
2625	77	112.6	6.5	60.8	47.3	35.8	-	-	-	101.4	7.4	57.4	43.2	32.4	-	-	-				
	72	101.2	6.5	73.5	62.0	50.4	38.9	-	-	91.5	7.3	68.6	57.8	47.0	36.2	-	-				
	67	89.8	6.4	86.3	76.7	65.1	53.5	42.0	-	81.6	7.3	79.8	72.4	61.6	50.8	40.0	-				
	62	82.9	6.3	82.9	82.9	78.4	66.8	55.3	43.7	76.4	7.2	76.4	76.4	72.5	61.7	50.9	40.1				
	57	82.7	6.4	82.7	82.7	78.4	66.9	55.3	43.8	75.3	7.2	75.3	75.3	71.6	60.8	50.0	39.2				
3000	77	115.7	6.5	68.4	51.6	38.7	-	-	-	104.8	7.4	66.1	47.3	35.2	-	-	-				
	72	104.0	6.5	80.3	67.4	54.5	41.6	-	-	94.6	7.3	75.3	63.1	51.0	38.9	-	-				
	67	92.3	6.4	92.3	83.3	70.4	57.4	44.5	-	84.4	7.3	84.4	79.0	66.9	54.8	42.6	-				
	62	85.2	6.3	85.2	85.2	84.7	71.8	58.9	46.0	79.0	7.2	79.0	79.0	78.7	66.6	54.5	42.3				
	57	85.0	6.4	85.0	85.0	84.8	71.9	59.0	46.0	77.9	7.2	77.9	77.9	77.7	65.6	53.5	41.4				
3375	72	106.0	6.5	87.3	72.9	58.5	44.0	-	-	96.0	7.3	81.5	68.1	54.7	41.4	-	-				
	67	94.1	6.4	94.1	89.5	75.5	61.0	46.6	-	85.7	7.3	85.7	83.0	71.7	58.4	45.0	-				
	62	86.8	6.3	86.8	86.8	86.6	72.1	57.7	43.3	80.1	7.2	80.1	80.1	80.0	66.7	53.3	39.9				
	57	86.6	6.3	86.6	86.6	86.5	72.1	57.7	43.2	79.0	7.2	79.0	79.0	79.0	65.6	52.2	38.9				
3750	72	107.9	6.4	94.2	78.3	62.4	46.5	-	-	97.5	7.3	87.6	73.0	58.4	43.8	-	-				
	67	95.8	6.4	95.8	95.8	80.6	64.6	48.7	-	87.0	7.3	87.0	87.0	76.6	62.0	47.4	-				
	62	88.4	6.3	88.4	88.4	88.4	72.5	56.6	40.7	81.3	7.2	81.3	81.3	81.3	66.7	52.1	37.5				
	57	88.2	6.3	88.2	88.2	88.2	72.3	56.4	40.5	80.2	7.2	80.2	80.2	80.2	65.6	51.0	36.4				

XYE08 (7.5 ton) (Continued)

Air on Evaporator Coil		Temperature of Air on Condenser Coil															
CFM	WB (°F)	Total Capacity ¹ (MBH)	Total Input (kW) ²	Sensible Capacity (MBH)						Total Capacity ¹ (MBH)	Total Input (kW) ²	Sensible Capacity (MBH)					
				Return Dry Bulb (°F)								Return Dry Bulb (°F)					
				90	85	80	75	70	65			90	85	80	75	70	65
		115°F										125°F					
1875	77	82.8	8.1	33.9	31.2	23.7	-	-	-	71.0	9.0	33.1	26.4	20.6	-	-	-
	72	75.1	8.1	50.6	43.1	35.6	28.1	-	-	64.9	8.9	45.9	39.1	32.2	25.4	-	-
	67	67.4	8.1	67.2	54.9	47.4	39.9	32.4	-	58.7	8.9	58.7	50.7	43.9	37.0	30.2	-
	62	64.1	8.0	64.1	64.1	54.4	46.9	39.4	31.9	57.0	8.8	57.0	57.0	48.7	41.9	35.1	28.2
2250	77	86.5	8.2	43.9	35.1	26.3	-	-	-	75.0	9.0	42.6	31.2	23.1	-	-	-
	72	78.5	8.1	57.1	48.3	39.6	30.8	-	-	68.5	9.0	52.3	44.2	36.2	28.1	-	-
	67	70.4	8.1	70.3	61.5	52.8	44.0	35.2	-	62.0	8.9	62.0	57.3	49.2	41.2	33.1	-
	62	66.9	8.0	66.9	66.9	60.5	51.7	42.9	34.1	60.1	8.9	60.1	60.1	54.7	46.6	38.6	30.5
	57	65.1	8.0	65.1	65.1	58.8	50.0	41.3	32.5	57.4	8.9	57.4	57.4	52.2	44.1	36.1	28.0
2625	77	90.2	8.2	53.9	39.1	29.0	-	-	-	79.0	9.0	52.1	35.9	25.6	-	-	-
	72	81.8	8.2	63.6	53.6	43.5	33.5	-	-	72.1	9.0	58.7	49.4	40.1	30.8	-	-
	67	73.5	8.1	73.4	68.1	58.1	48.0	38.0	-	65.3	9.0	65.3	63.9	54.6	45.3	36.0	-
	62	69.8	8.1	69.8	69.8	66.6	56.5	46.5	36.4	63.2	8.9	63.2	63.2	60.7	51.4	42.1	32.8
	57	67.9	8.0	67.9	67.9	64.8	54.7	44.6	34.6	60.5	8.9	60.5	60.5	57.9	48.6	39.3	30.0
3000	77	93.9	8.2	63.9	43.0	31.7	-	-	-	83.0	9.1	61.7	40.6	28.2	-	-	-
	72	85.2	8.2	70.2	58.9	47.5	36.2	-	-	75.7	9.0	65.1	54.6	44.0	33.5	-	-
	67	76.5	8.1	76.5	74.7	63.4	52.1	40.7	-	68.5	9.0	68.5	68.5	59.9	49.4	38.8	-
	62	72.7	8.1	72.7	72.7	72.7	61.3	50.0	38.7	66.4	9.0	66.4	66.4	66.4	56.1	45.6	35.1
	57	70.7	8.1	70.7	70.7	70.7	59.4	48.0	36.7	63.5	8.9	63.5	63.5	63.5	53.1	42.6	32.0
3375	72	86.1	8.2	75.6	63.3	51.0	38.7	-	-	76.2	9.1	69.8	58.5	47.3	36.0	-	-
	67	77.3	8.2	77.3	76.4	68.0	55.7	43.4	-	68.9	9.0	68.9	68.9	64.3	53.1	41.8	-
	62	73.5	8.1	73.5	73.5	73.5	61.2	48.8	36.5	66.8	9.0	66.8	66.8	66.8	55.7	44.4	33.1
	57	71.4	8.1	71.4	71.4	71.4	59.1	46.8	34.5	63.9	9.0	63.9	63.9	63.9	52.7	41.4	30.2
3750	72	87.0	8.2	81.1	67.8	54.5	41.2	-	-	76.6	9.1	74.5	62.5	50.5	38.5	-	-
	67	78.1	8.2	78.1	78.1	72.7	59.4	46.1	-	69.3	9.0	69.3	69.3	68.7	56.7	44.8	-
	62	74.3	8.1	74.3	74.3	74.3	61.0	47.7	34.4	67.2	9.0	67.2	67.2	67.2	55.2	43.2	31.2
	57	72.2	8.1	72.2	72.2	72.2	58.9	45.6	32.3	64.2	9.0	64.2	64.2	64.2	52.2	40.3	28.3

1. These capacities are gross ratings. For net capacity, deduct the supply air blower motor heat (MBH = 3.415 x kW). Refer to the appropriate Blower Performance Table for the kW of the supply air blower motor.
2. These ratings include the condenser fan motors (total 1 kW) and the compressor motors but not the supply air blower motor.

XYE09 (8.5 ton)

Air on Evaporator Coil		Temperature of Air on Condenser Coil																			
CFM	WB (°F)	Total Capacity ¹ (MBH)	Total Input (kW) ²	Sensible Capacity (MBH)						Total Capacity ¹ (MBH)	Total Input (kW) ²	Sensible Capacity (MBH)									
				Return Dry Bulb (°F)								Return Dry Bulb (°F)									
				90	85	80	75	70	65			90	85	80	75	70	65				
		75°F										85°F									
2125	77	131.1	5.8	57.6	48.1	39.3	-	-	-	122.6	6.6	54.6	45.8	37.0	-	-	-				
	72	119.4	5.7	70.5	61.7	52.9	44.1	-	-	111.9	6.5	68.1	59.4	50.6	41.8	-	-				
	67	107.8	5.5	83.5	75.4	66.5	57.7	48.9	-	101.1	6.4	81.7	72.9	64.1	55.3	46.6	-				
	62	99.7	5.5	99.7	94.3	80.6	71.8	63.0	54.2	93.6	6.4	93.6	91.0	77.5	68.7	59.9	51.2				
2550	77	135.4	5.8	63.5	53.2	42.9	-	-	-	126.6	6.6	60.9	50.7	40.4	-	-	-				
	72	123.4	5.7	78.4	68.1	57.9	47.6	-	-	115.5	6.5	75.7	65.5	55.2	45.0	-	-				
	67	111.4	5.6	93.3	83.1	72.8	62.5	52.2	-	104.4	6.4	90.5	80.3	70.0	59.8	49.6	-				
	62	103.0	5.5	103.0	99.4	88.2	77.9	67.6	57.4	96.7	6.4	96.7	94.9	84.6	74.4	64.2	53.9				
	57	101.3	5.5	101.3	101.3	90.9	80.7	70.4	60.1	96.4	6.3	96.4	96.4	86.4	76.1	65.9	55.7				
2975	77	139.7	5.9	69.4	58.3	46.6	-	-	-	130.6	6.7	67.2	55.5	43.8	-	-	-				
	72	127.3	5.7	86.3	74.5	62.8	51.1	-	-	119.1	6.6	83.3	71.6	59.9	48.2	-	-				
	67	114.9	5.6	103.1	90.7	79.0	67.3	55.6	-	107.6	6.5	99.3	87.6	75.9	64.2	52.6	-				
	62	106.3	5.6	106.3	104.5	95.7	84.0	72.3	60.6	99.7	6.4	99.7	98.8	91.8	80.1	68.4	56.7				
	57	104.5	5.5	104.5	104.5	98.7	87.0	75.3	63.6	99.4	6.4	99.4	99.4	93.6	82.0	70.3	58.6				
3400	77	144.0	5.9	75.4	63.5	50.3	-	-	-	134.5	6.7	73.5	60.4	47.3	-	-	-				
	72	131.2	5.8	94.1	80.9	67.8	54.6	-	-	122.7	6.6	90.8	77.7	64.5	51.4	-	-				
	67	118.5	5.6	112.9	98.4	85.2	72.1	58.9	-	110.9	6.5	108.1	95.0	81.8	68.7	55.6	-				
	62	109.6	5.6	109.6	109.6	103.3	90.1	76.9	63.8	102.7	6.4	102.7	102.7	98.9	85.8	72.7	59.5				
	57	107.8	5.6	107.8	107.8	106.5	93.3	80.2	67.0	102.5	6.4	102.5	102.5	100.9	87.8	74.7	61.5				
3825	72	133.7	5.8	101.0	86.6	72.3	57.9	-	-	124.7	6.6	97.7	83.4	69.0	54.7	-	-				
	67	120.7	5.7	117.9	105.2	90.9	76.5	62.2	-	112.7	6.5	111.3	101.9	87.5	73.2	58.9	-				
	62	111.6	5.6	111.6	111.6	108.5	94.2	79.8	65.5	104.4	6.5	104.4	104.4	102.5	88.2	73.8	59.5				
	57	109.8	5.6	109.8	109.8	109.2	94.9	80.5	66.2	104.1	6.4	104.1	104.1	103.3	89.0	74.7	60.4				
4250	72	136.2	5.8	107.8	92.3	76.7	61.2	-	-	126.6	6.6	104.5	89.0	73.5	58.1	-	-				
	67	123.0	5.7	123.0	112.0	96.5	81.0	65.5	-	114.4	6.5	114.4	108.7	93.2	77.8	62.3	-				
	62	113.7	5.7	113.7	113.7	113.7	98.2	82.7	67.2	106.0	6.5	106.0	106.0	106.0	90.5	75.0	59.6				
	57	111.9	5.6	111.9	111.9	111.9	96.4	80.8	65.3	105.7	6.4	105.7	105.7	105.7	90.2	74.8	59.3				
		95°F										105°F									
2125	77	114.2	7.4	51.6	43.5	34.8	-	-	-	102.8	8.4	44.4	38.9	30.2	-	-	-				
	72	104.3	7.3	65.7	57.0	48.2	39.5	-	-	94.8	8.4	61.4	52.7	44.1	35.4	-	-				
	67	94.4	7.3	79.8	70.4	61.7	53.0	44.2	-	86.8	8.3	78.4	66.6	58.0	49.3	40.6	-				
	62	87.6	7.2	87.6	87.6	74.4	65.6	56.9	48.2	81.7	8.2	81.7	81.7	67.9	59.3	50.6	41.9				
2550	77	117.8	7.4	58.3	48.1	37.9	-	-	-	106.3	8.4	53.6	43.4	33.2	-	-	-				
	72	107.6	7.4	73.0	62.8	52.6	42.4	-	-	98.0	8.4	68.9	58.7	48.5	38.3	-	-				
	67	97.4	7.3	87.7	77.5	67.3	57.1	46.9	-	89.8	8.3	84.2	74.0	63.8	53.6	43.5	-				
	62	90.4	7.2	90.4	90.4	81.1	70.9	60.7	50.5	84.5	8.2	84.5	84.5	74.8	64.6	54.4	44.2				
	57	91.5	7.2	91.5	91.5	81.8	71.6	61.4	51.2	85.0	8.2	85.0	85.0	75.1	64.9	54.8	44.6				
2975	77	121.5	7.4	65.0	52.7	41.1	-	-	-	109.9	8.4	62.8	47.9	36.2	-	-	-				
	72	110.9	7.4	80.3	68.6	57.0	45.3	-	-	101.3	8.4	76.4	64.7	53.0	41.3	-	-				
	67	100.3	7.3	95.5	84.5	72.9	61.2	49.6	-	92.8	8.3	90.0	81.4	69.7	58.0	46.3	-				
	62	93.1	7.2	93.1	93.1	87.8	76.2	64.5	52.9	87.4	8.2	87.4	87.3	81.6	69.9	58.2	46.5				
	57	94.4	7.2	94.4	94.4	88.5	76.9	65.3	53.6	87.8	8.2	87.8	87.8	82.0	70.3	58.6	46.9				
3400	77	125.1	7.4	71.7	57.3	44.2	-	-	-	113.4	8.5	72.0	52.5	39.2	-	-	-				
	72	114.2	7.4	87.5	74.4	61.3	48.2	-	-	104.6	8.4	83.9	70.6	57.4	44.2	-	-				
	67	103.3	7.3	103.3	91.5	78.4	65.3	52.2	-	95.8	8.4	95.8	88.8	75.6	62.3	49.1	-				
	62	95.9	7.3	95.9	95.9	94.6	81.5	68.4	55.3	90.2	8.2	90.2	90.2	88.5	75.2	62.0	48.8				
	57	97.2	7.2	97.2	97.2	95.3	82.2	69.1	56.0	90.7	8.2	90.7	90.7	88.9	75.6	62.4	49.2				
3825	72	115.6	7.4	94.4	80.1	65.8	51.6	-	-	105.6	8.4	90.0	75.7	61.5	47.2	-	-				
	67	104.6	7.4	104.6	98.5	84.2	69.9	55.7	-	96.6	8.4	96.6	93.0	80.9	66.6	52.4	-				
	62	97.1	7.3	97.1	97.1	96.4	82.1	67.9	53.6	91.0	8.3	91.0	91.0	90.2	75.9	61.6	47.4				
	57	98.4	7.2	98.4	98.4	97.4	83.2	68.9	54.6	91.5	8.2	91.5	91.5	90.6	76.3	62.1	47.8				
4250	72	117.0	7.4	101.2	85.8	70.4	54.9	-	-	106.5	8.4	96.1	80.8	65.5	50.2	-	-				
	67	105.9	7.4	105.9	105.4	90.0	74.5	59.1	-	97.5	8.4	97.5	97.3	86.2	71.0	55.7	-				
	62	98.2	7.3	98.2	98.2	98.2	82.8	67.4	51.9	91.8	8.3	91.8	91.8	91.8	76.6	61.3	46.0				
	57	99.5	7.3	99.5	99.5	99.5	84.1	68.7	53.2	92.3	8.3	92.3	92.3	92.3	77.1	61.8	46.5				

XYE09 (8.5 ton) (Continued)

Air on Evaporator Coil		Temperature of Air on Condenser Coil															
CFM	WB (°F)	Total Capacity ¹ (MBH)	Total Input (kW) ²	Sensible Capacity (MBH)						Total Capacity ¹ (MBH)	Total Input (kW) ²	Sensible Capacity (MBH)					
				Return Dry Bulb (°F)								Return Dry Bulb (°F)					
				90	85	80	75	70	65			90	85	80	75	70	65
		115°F										125°F					
2125	77	91.3	9.4	37.2	34.2	25.6	-	-	-	79.9	10.4	34.1	28.2	21.0	-	-	-
	72	85.2	9.4	57.1	48.5	39.9	31.3	-	-	75.7	10.4	52.8	44.3	35.8	27.2	-	-
	67	79.2	9.3	77.1	62.9	54.3	45.7	37.1	-	71.6	10.3	71.6	59.1	50.5	42.0	33.5	-
	62	75.8	9.2	75.8	75.7	61.5	52.9	44.3	35.7	70.0	10.2	70.0	69.8	55.1	46.5	38.0	29.5
2550	77	94.8	9.4	48.9	38.7	28.5	-	-	-	83.3	10.5	46.9	33.9	23.7	-	-	-
	72	88.5	9.4	64.8	54.6	44.4	34.3	-	-	78.9	10.4	60.7	50.5	40.4	30.2	-	-
	67	82.2	9.3	80.8	70.6	60.4	50.2	40.0	-	74.6	10.4	74.6	67.1	57.0	46.8	36.6	-
	62	78.7	9.2	78.7	78.6	68.5	58.3	48.1	37.9	72.9	10.2	72.9	72.8	62.1	51.9	41.8	31.6
	57	78.4	9.2	78.4	78.4	68.5	58.3	48.1	37.9	71.9	10.2	71.9	71.9	61.9	51.7	41.5	31.3
2975	77	98.3	9.5	60.5	43.1	31.4	-	-	-	86.7	10.5	59.7	39.7	26.5	-	-	-
	72	91.7	9.4	72.5	60.7	49.0	37.2	-	-	82.1	10.4	68.6	56.8	44.9	33.1	-	-
	67	85.2	9.4	84.5	78.3	66.5	54.8	43.0	-	77.6	10.4	77.6	75.2	63.4	51.5	39.7	-
	62	81.6	9.2	81.6	81.6	75.4	63.6	51.9	40.1	75.8	10.2	75.8	75.8	69.2	57.4	45.5	33.7
	57	81.3	9.2	81.3	81.3	75.5	63.7	51.9	40.1	74.8	10.2	74.8	74.8	68.9	57.1	45.2	33.4
3400	77	101.8	9.5	72.2	47.6	34.3	-	-	-	90.1	10.5	72.4	45.4	29.3	-	-	-
	72	95.0	9.4	80.2	66.8	53.5	40.1	-	-	85.4	10.4	76.5	63.0	49.5	36.0	-	-
	67	88.2	9.4	88.2	86.0	72.7	59.3	46.0	-	80.6	10.4	80.6	80.6	69.8	56.3	42.8	-
	62	84.5	9.2	84.5	84.5	82.4	69.0	55.7	42.3	78.8	10.2	78.8	78.8	76.3	62.8	49.3	35.8
	57	84.2	9.2	84.2	84.2	82.4	69.1	55.7	42.3	77.7	10.2	77.7	77.7	76.0	62.5	49.0	35.5
3825	72	95.5	9.4	85.6	71.3	57.1	42.8	-	-	85.5	10.4	81.2	66.9	52.7	38.5	-	-
	67	88.7	9.4	88.7	87.6	77.6	63.3	49.1	-	80.7	10.4	80.7	80.7	74.3	60.0	45.8	-
	62	85.0	9.2	85.0	85.0	83.9	69.7	55.4	41.2	78.9	10.2	78.9	78.9	77.7	63.4	49.2	35.0
	57	84.7	9.2	84.7	84.7	83.8	69.5	55.3	41.0	77.8	10.3	77.8	77.8	76.9	62.7	48.5	34.2
4250	72	96.0	9.4	90.9	75.8	60.7	45.6	-	-	85.6	10.4	85.6	70.8	55.9	40.9	-	-
	67	89.2	9.4	89.2	89.2	82.5	67.4	52.2	-	80.9	10.4	80.9	80.9	78.8	63.8	48.8	-
	62	85.4	9.2	85.4	85.4	85.4	70.3	55.2	40.1	79.0	10.2	79.0	79.0	79.0	64.1	49.1	34.1
	57	85.1	9.3	85.1	85.1	85.1	70.0	54.9	39.8	77.9	10.3	77.9	77.9	77.9	63.0	48.0	33.0

1. These capacities are gross ratings. For net capacity, deduct the supply air blower motor heat (MBH = 3.415 x kW). Refer to the appropriate Blower Performance Table for the kW of the supply air blower motor.
2. These ratings include the condenser fan motors (total 1 kW) and the compressor motors but not the supply air blower motor.

XXEA7 (6.0 ton)

Air on Evaporator Coil		Temperature of Air on Condenser Coil																													
CFM	WB (°F)	Total Capacity ¹ (MBH)	Total Input (kW) ²	Sensible Capacity (MBH)						Total Capacity ¹ (MBH)	Total Input (kW) ²	Sensible Capacity (MBH)																			
				Return Dry Bulb (°F)								Return Dry Bulb (°F)																			
				90	85	80	75	70	65			90	85	80	75	70	65														
		75°F															85°F														
1500	77	87.8	4.2	42.7	35.7	28.9	-	-	-	83.4	4.9	35.9	30.7	24.0	-	-	-														
	72	81.3	4.1	50.8	44.0	37.2	30.4	-	-	76.8	4.8	46.9	40.3	33.6	27.0	-	-														
	67	74.7	4.0	59.0	52.4	45.6	38.8	32.0	-	70.2	4.7	58.0	49.9	43.2	36.6	29.9	-														
	62	67.1	3.9	67.1	65.8	54.1	47.3	40.5	33.7	64.3	4.6	64.3	62.5	50.9	44.3	37.6	31.0														
1800	77	90.5	4.3	47.9	40.1	32.3	-	-	-	85.8	4.9	42.5	34.7	27.0	-	-	-														
	72	83.8	4.2	57.2	49.4	41.7	33.9	-	-	79.0	4.8	53.3	45.5	37.8	30.1	-	-														
	67	77.0	4.1	66.6	58.8	51.0	43.2	35.4	-	72.2	4.7	64.1	56.3	48.6	40.9	33.1	-														
	62	69.2	3.9	69.2	68.3	60.5	52.7	44.9	37.1	66.2	4.6	66.2	65.0	57.2	49.5	41.8	34.0														
	57	69.9	4.0	69.9	68.9	61.1	53.3	45.5	37.7	66.5	4.6	66.5	65.3	57.5	49.8	42.1	34.3														
2100	77	93.2	4.4	53.2	44.6	35.8	-	-	-	88.2	4.9	49.0	38.8	30.0	-	-	-														
	72	86.3	4.3	63.6	54.9	46.1	37.3	-	-	81.2	4.8	59.6	50.8	42.0	33.1	-	-														
	67	79.4	4.2	74.1	65.1	56.4	47.6	38.8	-	74.2	4.8	70.2	62.8	54.0	45.1	36.3	-														
	62	71.3	4.0	71.3	70.8	66.9	58.2	49.4	40.6	68.0	4.6	68.0	67.4	63.5	54.7	45.9	37.1														
	57	72.0	4.0	72.0	71.5	67.6	58.8	50.0	41.3	68.4	4.7	68.4	67.7	63.9	55.0	46.2	37.4														
2400	77	96.0	4.4	58.4	49.0	39.3	-	-	-	90.6	5.0	55.6	42.8	32.9	-	-	-														
	72	88.8	4.3	70.0	60.3	50.5	40.8	-	-	83.4	4.9	65.9	56.0	46.1	36.2	-	-														
	67	81.7	4.2	81.7	71.5	61.8	52.0	42.2	-	76.2	4.8	76.2	69.2	59.3	49.4	39.5	-														
	62	73.3	4.1	73.3	73.3	63.6	53.8	44.1	-	69.8	4.7	69.8	69.8	69.8	59.9	50.0	40.1														
	57	74.1	4.1	74.1	74.1	64.3	54.6	44.8	-	70.2	4.7	70.2	70.2	70.2	60.3	50.4	40.5														
2700	72	90.8	4.3	74.7	63.7	52.8	41.8	-	-	84.5	4.9	70.5	59.4	48.3	37.2	-	-														
	67	83.5	4.2	83.5	77.4	64.5	53.5	42.5	-	77.2	4.8	77.2	73.2	62.1	51.0	39.9	-														
	62	75.0	4.1	75.0	75.0	64.1	53.1	42.1	-	70.8	4.7	70.8	70.8	70.8	59.7	48.6	37.5														
	57	75.8	4.1	75.8	75.8	64.8	53.8	42.8	-	71.1	4.7	71.1	71.1	71.1	60.0	48.9	37.8														
3000	72	92.9	4.4	79.4	67.2	55.0	42.8	-	-	85.6	5.0	75.1	62.8	50.5	38.2	-	-														
	67	85.4	4.3	85.4	83.3	67.2	55.0	42.8	-	78.2	4.9	78.2	77.2	64.9	52.6	40.3	-														
	62	76.7	4.1	76.7	76.7	64.5	52.3	40.1	-	71.7	4.8	71.7	71.7	71.7	59.4	47.1	34.8														
	57	77.5	4.1	77.5	77.5	65.3	53.1	40.9	-	72.0	4.8	72.0	72.0	72.0	59.7	47.4	35.2														
		95°F															105°F														
1500	77	79.1	5.5	29.1	25.7	19.2	-	-	-	72.9	6.2	27.2	24.6	18.3	-	-	-														
	72	72.4	5.4	43.0	36.5	30.0	23.5	-	-	66.8	6.1	41.8	35.3	28.8	22.3	-	-														
	67	65.7	5.3	57.0	47.4	40.9	34.4	27.9	-	60.7	6.0	56.4	45.9	39.2	32.7	26.2	-														
	62	61.6	5.2	61.6	59.3	47.8	41.3	34.8	28.3	57.7	6.0	57.7	56.6	45.3	38.8	32.3	25.8														
1800	77	81.1	5.5	37.0	29.3	21.6	-	-	-	74.7	6.2	36.1	28.3	20.6	-	-	-														
	72	74.2	5.4	49.3	41.6	33.9	26.3	-	-	68.4	6.1	47.7	40.0	32.3	24.6	-	-														
	67	67.4	5.3	61.6	53.9	46.2	38.6	30.9	-	62.2	6.0	59.3	51.7	44.0	36.3	28.6	-														
	62	63.2	5.3	63.2	61.6	54.0	46.3	38.6	30.9	59.1	6.0	59.1	58.3	50.8	43.1	35.4	27.7														
	57	63.2	5.3	63.2	61.6	54.0	46.3	38.6	30.9	59.0	6.0	59.0	58.1	50.4	42.7	35.0	27.3														
2100	77	83.1	5.5	44.9	33.0	24.1	-	-	-	76.4	6.3	45.0	31.9	22.8	-	-	-														
	72	76.1	5.4	55.6	46.7	37.8	29.0	-	-	70.0	6.2	53.6	44.7	35.8	26.9	-	-														
	67	69.1	5.4	66.2	60.4	51.5	42.7	33.8	-	63.6	6.1	62.2	57.4	48.7	39.8	30.9	-														
	62	64.8	5.3	64.8	64.0	60.2	51.3	42.4	33.6	60.5	6.0	60.5	60.1	56.3	47.4	38.5	29.6														
	57	64.7	5.3	64.7	64.0	60.1	51.3	42.4	33.5	60.3	6.0	60.3	59.9	55.9	47.0	38.1	29.2														
2400	77	85.2	5.6	52.8	36.6	26.6	-	-	-	78.2	6.3	53.8	35.6	25.0	-	-	-														
	72	78.0	5.5	61.8	51.8	41.7	31.7	-	-	71.6	6.2	59.5	49.4	39.3	29.2	-	-														
	67	70.8	5.4	70.8	66.9	56.8	46.8	36.7	-	65.1	6.1	65.1	63.1	53.5	43.4	33.3	-														
	62	66.3	5.3	66.3	66.3	66.3	56.3	46.3	36.2	61.8	6.0	61.8	61.8	61.8	51.8	41.7	31.6														
	57	66.3	5.3	66.3	66.3	66.3	56.3	46.2	36.2	61.7	6.0	61.7	61.7	61.3	51.2	41.1	31.1														
2700	72	78.1	5.5	66.2	55.0	43.8	32.6	-	-	71.7	6.2	63.7	52.8	41.5	30.2	-	-														
	67	70.9	5.4	70.9	69.0	59.7	48.5	37.3	-	65.1	6.1	65.1	64.2	56.6	45.2	33.9	-														
	62	66.5	5.4	66.5	66.5	66.5	55.3	44.0	32.8	61.9	6.1	61.9	61.9	61.9	50.5	39.2	27.9														
	57	66.5	5.4	66.5	66.5	66.5	55.2	44.0	32.8	61.7	6.1	61.7	61.7	61.6	50.2	38.9	27.5														
3000	72	78.3	5.6	70.7	58.3	45.9	33.6	-	-	71.7	6.3	67.9	56.3	43.7	31.2	-	-														
	67	71.0	5.5	71.0	71.0	62.6	50.2	37.8	-	65.2	6.2	65.2	65.2	59.6	47.0	34.4	-														
	62	66.6	5.4	66.6	66.6	66.6	54.2	41.8	29.5	61.9	6.2	61.9	61.9	61.9	49.3	36.7	24.2														
	57	66.6	5.4	66.6	66.6	66.6	54.2	41.8	29.5	61.8	6.1	61.8	61.8	61.8	49.2	36.6	24.0														

XXEA7 (6.0 ton) (Continued)

Air on Evaporator Coil		Temperature of Air on Condenser Coil															
CFM	WB (°F)	Total Capacity ¹ (MBH)	Total Input (kW) ²	Sensible Capacity (MBH)						Total Capacity ¹ (MBH)	Total Input (kW) ²	Sensible Capacity (MBH)					
				Return Dry Bulb (°F)								Return Dry Bulb (°F)					
				90	85	80	75	70	65			90	85	80	75	70	65
		115°F										125°F					
1500	77	66.8	7.0	25.3	23.6	17.5	-	-	-	60.7	7.7	27.7	21.5	16.7	-	-	-
	72	61.3	6.9	40.5	34.0	27.5	21.0	-	-	55.8	7.6	39.2	32.7	26.2	19.7	-	-
	67	55.8	6.7	55.8	44.4	37.5	30.9	24.4	-	50.8	7.5	50.8	42.9	35.7	29.2	22.7	-
	62	53.8	6.7	53.8	53.8	42.8	36.3	29.8	23.3	49.9	7.4	49.9	49.9	40.3	33.8	27.3	20.7
1800	77	68.3	7.0	35.1	27.2	19.5	-	-	-	61.9	7.7	37.1	26.2	18.4	-	-	-
	72	62.6	6.9	46.0	38.3	30.6	22.9	-	-	56.8	7.6	44.4	36.7	28.9	21.2	-	-
	67	57.0	6.8	57.0	49.4	41.7	34.0	26.3	-	51.8	7.5	51.8	47.2	39.4	31.7	23.9	-
	62	55.0	6.7	55.0	55.0	47.6	39.9	32.2	24.5	50.9	7.4	50.9	50.9	44.5	36.7	29.0	21.3
	57	54.7	6.7	54.7	54.5	46.8	39.1	31.4	23.6	50.5	7.4	50.5	50.5	43.2	35.5	27.8	20.0
2100	77	69.8	7.0	45.0	30.9	21.5	-	-	-	63.1	7.7	46.5	30.8	20.2	-	-	-
	72	64.0	6.9	51.6	42.6	33.7	24.8	-	-	57.9	7.6	49.6	40.6	31.7	22.7	-	-
	67	58.2	6.8	58.2	54.4	45.9	37.0	28.1	-	52.7	7.5	52.7	51.4	43.2	34.2	25.2	-
	62	56.2	6.7	56.2	56.2	52.5	43.6	34.6	25.7	51.9	7.4	51.9	51.9	48.7	39.7	30.7	21.8
	57	55.9	6.7	55.9	55.8	51.6	42.6	33.7	24.8	51.5	7.3	51.5	51.5	47.3	38.3	29.4	20.4
2400	77	71.2	7.0	54.8	34.6	23.5	-	-	-	64.2	7.7	55.8	35.5	21.9	-	-	-
	72	65.3	6.9	57.1	47.0	36.8	26.7	-	-	59.0	7.6	54.8	44.6	34.4	24.2	-	-
	67	59.4	6.8	59.4	59.4	50.2	40.1	29.9	-	53.7	7.5	53.7	53.7	46.9	36.7	26.5	-
	62	57.3	6.7	57.3	57.3	57.3	47.2	37.1	26.9	52.8	7.4	52.8	52.8	52.8	42.7	32.5	22.3
	57	57.1	6.7	57.1	57.1	56.3	46.2	36.1	25.9	52.5	7.3	52.5	52.5	51.4	41.2	31.0	20.8
2700	72	65.2	7.0	61.1	50.7	39.2	27.7	-	-	58.8	7.7	58.6	48.5	36.9	25.3	-	-
	67	59.3	6.9	59.3	59.3	53.4	41.9	30.5	-	53.6	7.6	53.6	53.6	50.2	38.7	27.1	-
	62	57.3	6.8	57.3	57.3	57.3	45.8	34.4	22.9	52.7	7.5	52.7	52.7	52.7	41.1	29.5	17.9
	57	57.0	6.8	57.0	57.0	56.7	45.2	33.7	22.3	52.3	7.5	52.3	52.3	51.8	40.2	28.6	17.0
3000	72	65.2	7.1	65.2	54.3	41.5	28.8	-	-	58.6	7.8	58.6	52.4	39.4	26.3	-	-
	67	59.3	6.9	59.3	59.3	56.6	43.8	31.0	-	53.4	7.7	53.4	53.4	53.4	40.6	27.6	-
	62	57.2	6.9	57.2	57.2	57.2	44.4	31.7	18.9	52.6	7.6	52.6	52.6	52.6	39.6	26.6	13.6
	57	57.0	6.8	57.0	57.0	57.0	44.2	31.4	18.6	52.2	7.6	52.2	52.2	52.2	39.2	26.2	13.2

1. These capacities are gross ratings. For net capacity, deduct the supply air blower motor heat (MBH = 3.415 x kW). Refer to the appropriate Blower Performance Table for the kW of the supply air blower motor.
2. These ratings include the condenser fan motors (total 1 kW) and the compressor motors but not the supply air blower motor.

XXE08 (7.5 ton)

Air on Evaporator Coil		Temperature of Air on Condenser Coil																			
CFM	WB (°F)	Total Capacity ¹ (MBH)	Total Input (kW) ²	Sensible Capacity (MBH)						Total Capacity ¹ (MBH)	Total Input (kW) ²	Sensible Capacity (MBH)									
				Return Dry Bulb (°F)								Return Dry Bulb (°F)									
				90	85	80	75	70	65			90	85	80	75	70	65				
		75°F										85°F									
1875	77	120.0	5.6	56.2	46.4	37.6	-	-	-	113.6	6.3	51.7	42.9	34.1	-	-	-				
	72	110.4	5.5	67.3	58.5	49.6	40.8	-	-	104.2	6.2	64.1	55.3	46.5	37.7	-	-				
	67	100.9	5.3	78.4	70.5	61.7	52.9	44.1	-	94.9	6.1	76.5	67.7	58.9	50.1	41.3	-				
	62	93.8	5.3	93.8	93.8	87.2	76.8	67.9	59.1	87.4	6.1	87.4	83.9	70.8	62.0	53.2	44.4				
2250	77	123.4	5.6	61.2	51.0	40.9	-	-	-	116.8	6.3	57.5	47.4	37.3	-	-	-				
	72	113.6	5.5	74.3	64.2	54.0	43.9	-	-	107.2	6.3	71.1	60.9	50.8	40.7	-	-				
	67	103.8	5.4	87.5	77.3	67.2	57.0	46.8	-	97.5	6.2	84.6	74.5	64.4	54.2	44.1	-				
	62	96.5	5.3	96.5	96.5	93.2	83.1	72.9	62.7	89.8	6.1	89.8	87.5	77.4	67.2	57.1	47.0				
	57	97.0	5.3	97.0	93.6	83.4	73.3	63.1	53.0	91.2	6.1	91.2	88.6	78.4	68.3	58.2	48.1				
2625	77	126.9	5.6	66.3	55.7	44.2	-	-	-	120.0	6.4	63.4	51.9	40.4	-	-	-				
	72	116.8	5.5	81.4	69.9	58.4	46.9	-	-	110.1	6.3	78.0	66.6	55.1	43.7	-	-				
	67	106.7	5.4	96.6	84.1	72.6	61.1	49.6	-	100.2	6.2	92.7	81.3	69.8	58.4	46.9	-				
	62	99.2	5.3	99.2	99.2	99.2	89.4	77.9	66.4	92.3	6.1	92.3	91.1	83.9	72.5	61.0	49.5				
	57	99.7	5.3	99.7	98.0	90.2	78.7	67.2	55.7	93.7	6.1	93.7	92.4	85.1	73.6	62.2	50.7				
3000	77	130.3	5.7	71.3	60.4	47.5	-	-	-	123.2	6.4	69.2	56.4	43.6	-	-	-				
	72	120.0	5.6	88.5	75.6	62.8	49.9	-	-	113.0	6.3	85.0	72.2	59.4	46.6	-	-				
	67	109.6	5.4	105.7	90.9	78.0	65.2	52.3	-	102.8	6.2	100.9	88.1	75.3	62.5	49.7	-				
	62	101.9	5.4	101.9	101.9	101.9	95.7	82.8	70.0	94.7	6.2	94.7	94.7	90.5	77.7	64.9	52.1				
	57	102.4	5.4	102.4	102.4	97.0	84.1	71.3	58.4	96.1	6.1	96.1	96.1	91.7	78.9	66.1	53.3				
3375	72	122.7	5.6	95.9	81.7	67.5	53.3	-	-	115.2	6.3	91.8	77.8	63.7	49.6	-	-				
	67	112.1	5.4	110.1	98.1	83.9	69.7	55.6	-	104.9	6.2	103.9	94.7	80.7	66.6	52.5	-				
	62	104.2	5.4	104.2	104.2	104.2	97.5	83.3	69.1	96.6	6.2	96.6	96.6	94.5	80.4	66.3	52.3				
	57	104.7	5.4	104.7	104.7	102.0	87.8	73.6	59.4	98.1	6.1	98.1	98.1	95.9	81.8	67.7	53.6				
3750	72	125.4	5.6	103.3	87.8	72.3	56.7	-	-	117.5	6.3	98.7	83.3	68.0	52.6	-	-				
	67	114.5	5.4	114.5	105.3	89.8	74.3	58.8	-	106.9	6.2	106.9	101.4	86.1	70.7	55.4	-				
	62	106.5	5.4	106.5	106.5	106.5	99.3	83.8	68.3	98.5	6.2	98.5	98.5	98.5	83.2	67.8	52.5				
	57	107.0	5.4	107.0	107.0	107.0	91.5	76.0	60.5	100.0	6.1	100.0	100.0	100.0	84.6	69.3	53.9				
		95°F										105°F									
1875	77	107.3	7.1	47.2	39.4	30.7	-	-	-	99.5	8.1	42.3	36.9	28.2	-	-	-				
	72	98.0	7.0	60.9	52.1	43.4	34.6	-	-	90.9	8.0	58.0	49.4	40.7	32.1	-	-				
	67	88.8	7.0	74.6	64.9	56.1	47.3	38.6	-	82.3	7.9	73.8	61.9	53.2	44.5	35.9	-				
	62	81.0	6.9	78.7	64.8	56.0	47.3	38.5	29.8	77.0	7.9	75.8	67.8	56.5	47.9	39.2	30.6				
2250	77	110.2	7.1	53.8	43.8	33.7	-	-	-	102.0	8.1	51.1	41.1	31.1	-	-	-				
	72	100.7	7.0	67.8	57.7	47.6	37.5	-	-	93.1	8.0	64.8	54.9	44.9	34.9	-	-				
	67	91.2	7.0	81.7	71.6	61.6	51.5	41.4	-	84.3	7.9	78.6	68.6	58.6	48.6	38.7	-				
	62	83.1	6.9	81.6	71.6	61.5	51.4	41.3	31.2	78.8	7.9	78.1	72.3	62.3	52.3	42.3	32.4				
	57	85.4	6.9	85.4	83.5	73.4	63.3	53.3	43.2	80.2	7.9	80.2	78.2	68.2	58.2	48.2	38.2				
2625	77	113.1	7.1	60.5	48.1	36.7	-	-	-	104.4	8.1	59.9	45.3	34.0	-	-	-				
	72	103.3	7.0	74.7	63.3	51.8	40.4	-	-	95.3	8.0	71.7	60.3	49.0	37.7	-	-				
	67	93.6	7.0	88.9	78.4	67.0	55.6	44.2	-	86.3	7.9	83.5	75.4	64.1	52.7	41.4	-				
	62	85.3	6.9	84.6	78.3	66.9	55.5	44.1	32.7	80.7	7.9	80.3	76.9	68.1	56.8	45.5	34.1				
	57	87.6	6.9	87.6	86.7	79.9	68.5	57.1	45.7	82.1	7.9	82.1	81.1	74.5	63.2	51.8	40.5				
3000	77	116.0	7.1	67.1	52.4	39.7	-	-	-	106.8	8.1	68.7	49.5	36.8	-	-	-				
	72	106.0	7.1	81.6	68.8	56.1	43.3	-	-	97.6	8.0	78.5	65.8	53.2	40.5	-	-				
	67	96.0	7.0	96.0	85.2	72.5	59.8	47.0	-	88.3	7.9	88.3	82.2	69.5	56.8	44.2	-				
	62	87.5	7.0	87.5	85.1	72.4	59.7	46.9	34.2	82.6	7.9	82.6	81.4	73.9	61.2	48.6	35.9				
	57	89.9	6.9	89.9	89.9	86.4	73.7	61.0	48.2	84.0	7.9	84.0	84.0	80.8	68.1	55.5	42.8				
3375	72	107.8	7.1	87.8	73.8	59.9	45.9	-	-	99.3	8.0	84.4	70.6	56.7	42.9	-	-				
	67	97.7	7.0	97.7	91.4	77.4	63.5	49.5	-	89.9	8.0	89.9	86.3	74.1	60.3	46.4	-				
	62	89.0	7.0	89.0	87.8	77.3	63.3	49.4	35.4	84.0	7.9	84.0	83.4	77.6	63.8	49.9	36.1				
	57	91.4	6.9	91.4	91.4	89.7	75.7	61.8	47.8	85.5	7.9	85.5	85.5	83.9	70.0	56.1	42.3				
3750	72	109.6	7.1	94.0	78.9	63.7	48.5	-	-	101.0	8.1	90.4	75.3	60.3	45.2	-	-				
	67	99.3	7.0	99.3	97.5	82.3	67.1	52.0	-	91.4	8.0	91.4	90.5	78.8	63.7	48.7	-				
	62	90.5	7.0	90.5	90.5	82.2	67.0	51.9	36.7	85.5	7.9	85.5	85.5	81.3	66.3	51.2	36.2				
	57	92.9	6.9	92.9	92.9	92.9	77.8	62.6	47.4	86.9	7.9	86.9	86.9	86.9	71.9	56.8	41.8				

XXE08 (7.5 ton) (Continued)

Air on Evaporator Coil		Temperature of Air on Condenser Coil																	
CFM	WB (°F)	Total Capacity ¹ (MBH)	Total Input (kW) ²	Sensible Capacity (MBH)						Total Capacity ¹ (MBH)	Total Input (kW) ²	Sensible Capacity (MBH)							
				Return Dry Bulb (°F)								Return Dry Bulb (°F)							
				90	85	80	75	70	65			90	85	80	75	70	65		
		115°F									125°F								
1875	77	91.8	9.2	37.3	34.3	25.7	-	-	-	84.0	10.2	35.3	30.2	23.3	-	-	-		
	72	83.8	9.1	55.1	46.6	38.0	29.5	-	-	76.6	10.1	52.3	43.8	35.3	26.9	-	-		
	67	75.7	8.9	72.9	58.9	50.3	41.7	33.2	-	69.2	9.9	69.2	55.9	47.4	39.0	30.5	-		
	62	73.0	8.9	73.0	70.8	57.0	48.5	39.9	31.4	69.0	9.9	69.0	69.0	57.6	49.1	40.6	32.2		
2250	77	93.7	9.2	48.3	38.4	28.5	-	-	-	85.5	10.2	47.5	35.7	25.9	-	-	-		
	72	85.5	9.0	61.9	52.0	42.1	32.2	-	-	78.0	10.0	59.0	49.2	39.3	29.5	-	-		
	67	77.4	8.9	75.5	65.6	55.7	45.8	35.9	-	70.4	9.9	70.4	62.6	52.8	43.0	33.2	-		
	62	74.5	8.9	74.5	73.1	63.2	53.3	43.4	33.5	70.2	9.9	70.2	70.2	64.0	54.2	44.4	34.6		
	57	75.0	8.9	75.0	72.8	62.9	53.0	43.1	33.2	69.8	9.9	69.8	67.5	57.7	47.9	38.1	28.3		
2625	77	95.7	9.1	59.3	42.5	31.3	-	-	-	87.0	10.2	59.7	41.3	28.6	-	-	-		
	72	87.3	9.0	68.7	57.4	46.2	34.9	-	-	79.3	10.0	65.7	54.5	43.4	32.2	-	-		
	67	79.0	8.9	78.0	72.3	61.1	49.9	38.6	-	71.7	9.9	71.7	69.3	58.1	47.0	35.8	-		
	62	76.1	8.9	76.1	75.4	69.3	58.0	46.8	35.6	71.5	9.8	71.5	71.5	70.5	59.3	48.1	37.0		
	57	76.5	8.9	76.5	75.5	69.0	57.8	46.5	35.3	71.0	9.9	71.0	69.9	63.6	52.4	41.3	30.1		
3000	77	97.6	9.1	70.3	46.6	34.0	-	-	-	88.5	10.1	71.9	46.9	31.2	-	-	-		
	72	89.1	9.0	75.4	62.9	50.3	37.7	-	-	80.7	10.0	72.4	59.9	47.4	34.8	-	-		
	67	80.6	8.9	80.6	79.1	66.5	53.9	41.3	-	72.9	9.8	72.9	72.9	63.5	51.0	38.5	-		
	62	77.7	8.9	77.7	77.7	75.4	62.8	50.2	37.6	72.7	9.8	72.7	72.7	72.7	64.4	51.9	39.4		
	57	78.1	8.9	78.1	78.1	75.1	62.5	50.0	37.4	72.2	9.8	72.2	72.2	69.5	57.0	44.4	31.9		
3375	72	90.7	9.0	81.1	67.3	53.6	39.8	-	-	82.2	10.0	77.7	64.1	50.4	36.8	-	-		
	67	82.0	8.9	82.0	81.3	70.9	57.1	43.4	-	74.2	9.9	74.2	74.2	67.6	53.9	40.3	-		
	62	79.1	8.9	79.1	79.1	77.9	64.2	50.4	36.7	74.1	9.8	74.1	74.1	74.1	64.6	50.9	37.3		
	57	79.5	8.9	79.5	79.5	78.0	64.3	50.5	36.8	73.6	9.9	73.6	73.6	72.2	58.5	44.9	31.2		
3750	72	92.3	9.1	86.7	71.8	56.9	42.0	-	-	83.7	10.1	83.0	68.2	53.5	38.7	-	-		
	67	83.5	8.9	83.5	83.5	75.2	60.3	45.4	-	75.6	9.9	75.6	75.6	71.7	56.9	42.1	-		
	62	80.4	8.9	80.4	80.4	80.4	65.5	50.6	35.7	75.4	9.9	75.4	75.4	75.4	64.8	50.0	35.2		
	57	80.9	8.9	80.9	80.9	80.9	66.0	51.1	36.2	74.9	9.9	74.9	74.9	74.9	60.1	45.3	30.5		

1. These capacities are gross ratings. For net capacity, deduct the supply air blower motor heat (MBH = 3.415 x kW). Refer to the appropriate Blower Performance Table for the kW of the supply air blower motor.
2. These ratings include the condenser fan motors (total 1 kW) and the compressor motors but not the supply air blower motor.

XXE09 (8.5 ton)

Air on Evaporator Coil		Temperature of Air on Condenser Coil																	
CFM	WB (°F)	Total Capacity ¹ (MBH)	Total Input (kW) ²	Sensible Capacity (MBH)						Total Capacity ¹ (MBH)	Total Input (kW) ²	Sensible Capacity (MBH)							
				Return Dry Bulb (°F)								Return Dry Bulb (°F)							
				90	85	80	75	70	65			90	85	80	75	70	65		
		75°F									85°F								
2125	77	133.7	5.9	60.4	49.9	40.4	-	-	-	122.4	6.7	56.1	46.5	36.9	-	-	-		
	72	122.6	5.8	72.9	63.5	54.0	44.6	-	-	113.0	6.6	70.1	60.5	50.9	41.3	-	-		
	67	111.5	5.7	85.4	77.1	67.6	58.1	48.7	-	103.6	6.6	84.1	74.5	64.9	55.3	45.8	-		
	62	102.4	5.7	102.4	91.5	79.4	69.9	60.5	51.0	94.6	6.5	94.6	89.1	75.8	66.2	56.7	47.1		
2550	77	137.0	5.9	65.7	54.9	44.0	-	-	-	126.1	6.8	62.3	51.3	40.3	-	-	-		
	72	125.7	5.8	80.5	69.7	58.8	48.0	-	-	116.4	6.7	77.6	66.6	55.6	44.6	-	-		
	67	114.3	5.8	95.3	84.5	73.6	62.8	51.9	-	106.7	6.6	92.9	81.9	70.9	59.9	48.8	-		
	62	105.0	5.7	105.0	97.7	86.5	75.6	64.8	53.9	97.4	6.6	97.4	93.8	82.8	71.8	60.7	49.7		
	57	103.4	5.7	103.4	101.5	90.6	79.7	68.9	58.0	98.1	6.5	98.1	97.0	86.0	75.0	63.9	52.9		
2975	77	140.4	6.0	71.1	59.9	47.6	-	-	-	129.7	6.8	68.5	56.1	43.7	-	-	-		
	72	128.8	5.9	88.1	75.9	63.6	51.4	-	-	119.8	6.7	85.1	72.7	60.2	47.8	-	-		
	67	117.1	5.8	105.2	91.9	79.6	67.4	55.1	-	109.8	6.6	101.7	89.3	76.8	64.4	51.9	-		
	62	107.6	5.8	107.6	103.9	93.5	81.3	69.0	56.8	100.2	6.6	100.2	98.4	89.7	77.3	64.8	52.4		
	57	105.9	5.7	105.9	104.9	98.0	85.8	73.5	61.2	101.0	6.6	101.0	100.4	93.2	80.7	68.3	55.8		
3400	77	143.8	6.0	76.4	64.9	51.2	-	-	-	133.4	6.8	74.8	60.9	47.0	-	-	-		
	72	131.8	5.9	95.8	82.1	68.4	54.8	-	-	123.1	6.8	92.6	78.8	64.9	51.0	-	-		
	67	119.9	5.9	115.1	99.3	85.7	72.0	58.3	-	112.9	6.7	110.5	96.6	82.8	68.9	55.0	-		
	62	110.1	5.8	110.1	110.1	100.6	87.0	73.3	59.6	103.0	6.6	103.0	103.0	96.6	82.8	68.9	55.0		
	57	108.4	5.8	108.4	108.4	105.4	91.8	78.1	64.5	103.8	6.6	103.8	103.8	100.4	86.5	72.6	58.8		
3825	72	132.2	5.9	100.7	86.2	71.7	57.2	-	-	125.1	6.8	98.3	83.5	68.6	53.7	-	-		
	67	120.2	5.9	117.8	104.2	89.7	75.2	60.7	-	114.7	6.7	113.5	102.3	87.5	72.6	57.7	-		
	62	110.4	5.8	110.4	110.4	105.7	91.2	76.7	62.1	104.7	6.6	104.7	104.7	101.5	86.6	71.7	56.8		
	57	108.6	5.8	108.6	108.6	107.1	92.6	78.1	63.6	105.5	6.6	105.5	105.5	103.8	88.9	74.0	59.1		
4250	72	132.6	6.0	105.7	90.3	75.0	59.6	-	-	127.1	6.8	104.0	88.2	72.3	56.4	-	-		
	67	120.5	5.9	120.5	109.1	93.7	78.4	63.0	-	116.5	6.7	116.5	108.0	92.2	76.3	60.4	-		
	62	110.7	5.8	110.7	110.7	110.7	95.4	80.0	64.6	106.3	6.6	106.3	106.3	106.3	90.4	74.6	58.7		
	57	108.9	5.8	108.9	108.9	108.9	93.5	78.1	62.8	107.1	6.6	107.1	107.1	107.1	91.2	75.4	59.5		
		95°F									105°F								
2125	77	111.2	7.6	51.7	43.1	33.4	-	-	-	101.6	8.5	46.7	40.0	30.3	-	-	-		
	72	103.5	7.5	67.2	57.5	47.8	38.1	-	-	94.6	8.5	63.8	54.1	44.4	34.7	-	-		
	67	95.8	7.4	82.7	71.9	62.2	52.5	42.8	-	87.5	8.4	81.0	68.2	58.5	48.7	39.0	-		
	62	86.8	7.4	86.8	86.8	72.2	62.5	52.8	43.2	79.1	8.3	79.1	79.1	66.6	56.9	47.1	37.4		
2550	77	115.1	7.6	58.9	47.7	36.5	-	-	-	105.7	8.6	56.1	44.7	33.4	-	-	-		
	72	107.1	7.5	74.6	63.5	52.3	41.2	-	-	98.4	8.5	71.4	60.2	48.9	37.7	-	-		
	67	99.1	7.5	90.4	79.3	68.1	56.9	45.8	-	91.1	8.4	86.7	75.7	64.4	53.2	41.9	-		
	62	89.8	7.4	89.8	89.8	79.0	67.9	56.7	45.6	82.3	8.4	82.3	82.3	73.4	62.2	50.9	39.7		
	57	92.9	7.4	92.9	92.5	81.3	70.2	59.0	47.8	84.8	8.4	84.8	84.6	74.8	63.6	52.3	41.1		
2975	77	119.1	7.6	66.0	52.3	39.7	-	-	-	109.8	8.6	65.6	49.3	36.5	-	-	-		
	72	110.8	7.5	82.1	69.5	56.8	44.2	-	-	102.2	8.5	79.0	66.3	53.5	40.7	-	-		
	67	102.5	7.5	98.2	86.6	74.0	61.3	48.7	-	94.6	8.5	92.5	83.2	70.4	57.7	44.9	-		
	62	92.9	7.4	92.9	92.9	85.9	73.2	60.6	48.0	85.5	8.4	85.5	85.5	80.2	67.5	54.7	41.9		
	57	96.1	7.4	96.1	95.9	88.3	75.7	63.1	50.4	88.1	8.4	88.1	88.0	81.8	69.0	56.2	43.4		
3400	77	123.0	7.6	73.2	56.9	42.8	-	-	-	113.9	8.6	75.1	53.9	39.6	-	-	-		
	72	114.4	7.6	89.5	75.4	61.3	47.2	-	-	106.1	8.6	86.6	72.3	58.0	43.7	-	-		
	67	105.9	7.5	105.9	93.9	79.8	65.7	51.6	-	98.2	8.5	98.2	90.7	76.4	62.1	47.8	-		
	62	95.9	7.5	95.9	95.9	92.7	78.6	64.5	50.4	88.7	8.4	88.7	88.7	87.1	72.7	58.4	44.1		
	57	99.2	7.4	99.2	99.2	95.3	81.2	67.1	53.0	91.4	8.4	91.4	91.4	88.7	74.4	60.1	45.8		
3825	72	118.0	7.6	96.0	80.7	65.5	50.2	-	-	106.8	8.6	92.1	76.8	61.4	46.1	-	-		
	67	109.2	7.5	109.2	100.5	85.2	69.9	54.7	-	98.9	8.5	98.9	93.8	80.9	65.6	50.3	-		
	62	98.9	7.5	98.9	98.9	97.3	82.0	66.8	51.5	89.3	8.4	89.3	89.3	88.5	73.2	57.8	42.5		
	57	102.3	7.5	102.3	102.3	100.4	85.1	69.9	54.6	92.0	8.4	92.0	92.0	90.7	75.4	60.0	44.7		
4250	72	121.6	7.6	102.4	86.0	69.6	53.2	-	-	107.5	8.6	97.5	81.2	64.8	48.5	-	-		
	67	112.5	7.5	112.5	107.0	90.6	74.2	57.7	-	99.5	8.5	99.5	96.8	85.4	69.1	52.7	-		
	62	101.9	7.5	101.9	101.9	101.9	85.5	69.1	52.7	89.9	8.5	89.9	89.9	89.9	73.6	57.2	40.9		
	57	105.4	7.5	105.4	105.4	105.4	89.0	72.6	56.2	92.7	8.4	92.7	92.7	92.7	76.3	60.0	43.6		

XXE09 (8.5 ton) (Continued)

Air on Evaporator Coil		Temperature of Air on Condenser Coil															
CFM	WB (°F)	Total Capacity ¹ (MBH)	Total Input (kW) ²	Sensible Capacity (MBH)						Total Capacity ¹ (MBH)	Total Input (kW) ²	Sensible Capacity (MBH)					
				Return Dry Bulb (°F)								Return Dry Bulb (°F)					
				90	85	80	75	70	65			90	85	80	75	70	65
		115°F										125°F					
2125	77	91.9	9.5	41.6	37.0	27.2	-	-	-	82.3	10.5	43.1	33.2	24.2	-	-	-
	72	85.6	9.4	60.5	50.7	41.0	31.2	-	-	76.7	10.4	57.1	47.3	37.5	27.7	-	-
	67	79.3	9.3	79.3	64.4	54.7	44.9	35.1	-	71.1	10.3	71.1	60.7	50.9	41.1	31.3	-
	62	71.4	9.3	71.4	71.4	61.0	51.2	41.4	31.7	63.7	10.2	63.7	63.7	55.3	45.5	35.7	25.9
2550	77	96.3	9.5	53.4	41.6	30.3	-	-	-	86.8	10.5	55.1	38.6	27.2	-	-	-
	72	89.6	9.5	68.2	56.9	45.5	34.2	-	-	80.9	10.4	65.0	53.6	42.1	30.7	-	-
	67	83.0	9.4	83.0	72.1	60.8	49.4	38.1	-	75.0	10.3	75.0	68.6	57.1	45.7	34.2	-
	62	74.7	9.3	74.7	74.7	67.8	56.4	45.1	33.7	67.2	10.2	67.2	67.2	62.2	50.7	39.3	27.8
	57	76.6	9.3	76.6	76.6	68.3	57.0	45.6	34.3	68.5	10.3	68.5	68.5	61.8	50.4	38.9	27.5
2975	77	100.6	9.6	65.2	46.3	33.3	-	-	-	91.3	10.6	67.0	44.0	30.2	-	-	-
	72	93.7	9.5	76.0	63.1	50.1	37.2	-	-	85.1	10.5	72.9	59.9	46.8	33.7	-	-
	67	86.8	9.4	86.8	79.8	66.9	54.0	41.0	-	78.9	10.4	78.9	76.5	63.4	50.3	37.2	-
	62	78.1	9.3	78.1	78.1	74.6	61.7	48.7	35.8	70.7	10.3	70.7	70.7	69.0	55.9	42.8	29.7
	57	80.1	9.3	80.1	80.1	75.2	62.3	49.3	36.4	72.1	10.3	72.1	72.1	68.6	55.6	42.5	29.4
3400	77	104.9	9.6	77.0	50.9	36.4	-	-	-	95.8	10.6	78.9	49.5	33.2	-	-	-
	72	97.7	9.5	83.7	69.2	54.7	40.2	-	-	89.3	10.5	80.9	66.1	51.4	36.7	-	-
	67	90.5	9.5	90.5	87.5	73.0	58.5	44.0	-	82.8	10.4	82.8	82.8	69.6	54.9	40.1	-
	62	81.4	9.4	81.4	81.4	81.4	66.9	52.4	37.9	74.2	10.3	74.2	74.2	74.2	61.1	46.4	31.6
	57	83.5	9.4	83.5	83.5	82.1	67.6	53.0	38.5	75.7	10.4	75.7	75.7	75.5	60.7	46.0	31.3
3825	72	95.6	9.6	88.2	72.8	57.4	42.0	-	-	84.4	10.5	84.4	68.9	53.4	37.9	-	-
	67	88.5	9.5	88.5	87.1	76.6	61.2	45.8	-	78.2	10.5	78.2	78.2	72.4	56.9	41.4	-
	62	79.7	9.4	79.7	79.7	79.7	64.3	48.9	33.5	70.1	10.4	70.1	70.1	70.1	55.4	39.9	24.4
	57	81.7	9.4	81.7	81.7	81.0	65.6	50.2	34.8	71.4	10.4	71.4	71.4	71.3	55.8	40.3	24.9
4250	72	93.5	9.6	92.7	76.4	60.1	43.8	-	-	79.4	10.6	79.4	71.6	55.4	39.2	-	-
	67	86.6	9.5	86.6	86.6	80.3	64.0	47.7	-	73.6	10.5	73.6	73.6	73.6	58.9	42.6	-
	62	77.9	9.4	77.9	77.9	77.9	61.6	45.3	29.0	65.9	10.4	65.9	65.9	65.9	49.7	33.5	17.2
	57	79.9	9.4	79.9	79.9	79.9	63.6	47.3	31.0	67.1	10.4	67.1	67.1	67.1	50.9	34.7	18.4

1. These capacities are gross ratings. For net capacity, deduct the supply air blower motor heat (MBH = 3.415 x kW). Refer to the appropriate Blower Performance Table for the kW of the supply air blower motor.
2. These ratings include the condenser fan motors (total 1 kW) and the compressor motors but not the supply air blower motor.

XXE12 (10 ton)

Air on Evaporator Coil		Temperature of Air on Condenser Coil																			
CFM	WB (°F)	Total Capacity ¹ (MBH)	Total Input (kW) ²	Sensible Capacity (MBH)						Total Capacity ¹ (MBH)	Total Input (kW) ²	Sensible Capacity (MBH)									
				Return Dry Bulb (°F)								Return Dry Bulb (°F)									
				90	85	80	75	70	65			90	85	80	75	70	65				
		75°F										85°F									
2500	77	153.4	7.2	82.3	68.6	54.9	-	-	-	145.4	8.3	77.5	64.4	51.2	-	-	-				
	72	140.1	7.1	94.7	81.2	67.6	54.0	-	-	131.6	8.1	91.0	77.5	63.9	50.4	-	-				
	67	126.8	6.9	107.2	93.7	80.2	65.7	53.5	-	117.8	8.0	104.5	90.6	76.6	62.7	49.9	-				
	62	117.7	6.8	117.7	105.4	92.9	76.2	66.5	53.3	108.9	7.9	108.9	101.6	89.3	74.4	62.9	49.8				
3000	77	156.1	7.2	90.5	72.8	55.0	-	-	-	147.2	8.3	85.9	68.5	51.1	-	-	-				
	72	143.7	7.1	103.0	87.0	71.0	54.9	-	-	134.9	8.1	98.9	82.9	67.0	51.1	-	-				
	67	131.3	7.0	115.5	101.2	86.9	69.9	54.7	-	122.6	8.0	110.6	97.4	82.9	66.5	50.9	-				
	62	123.8	6.9	116.2	113.5	102.8	83.9	70.5	54.3	115.3	7.9	111.0	109.1	98.8	81.4	66.7	50.6				
3500	57	116.3	6.8	116.3	116.3	116.3	102.5	86.2	70.0	111.2	7.8	111.2	111.2	111.2	98.6	82.5	66.3				
	77	158.8	7.2	98.8	76.9	55.1	-	-	-	148.9	8.2	94.4	72.7	51.0	-	-	-				
	72	147.3	7.1	111.3	92.8	74.3	55.8	-	-	138.2	8.1	106.7	88.4	70.1	51.8	-	-				
	67	135.8	7.0	123.8	108.7	93.6	74.1	55.9	-	127.4	8.0	115.1	104.2	89.2	70.3	52.0	-				
4000	62	129.8	7.0	123.8	121.6	112.8	91.5	74.4	55.3	121.6	8.0	115.7	115.7	108.3	88.4	70.5	51.5				
	57	123.9	7.0	123.9	123.9	123.9	112.5	93.0	73.5	115.8	7.9	115.8	115.8	115.8	108.2	88.9	69.7				
	77	161.5	7.2	107.0	81.1	55.2	-	-	-	150.6	8.2	102.8	76.9	50.9	-	-	-				
	72	150.9	7.2	119.6	98.6	77.7	56.8	-	-	141.4	8.1	114.6	93.9	73.2	52.6	-	-				
4500	67	140.3	7.1	130.5	116.2	100.2	78.2	57.1	-	132.2	8.1	123.0	111.0	95.6	74.1	53.1	-				
	62	135.9	7.1	131.0	129.6	122.8	99.2	78.4	56.3	128.0	8.0	123.2	123.2	117.9	95.4	74.2	52.4				
	57	131.4	7.1	131.4	131.4	131.4	122.5	99.7	77.0	123.7	8.0	123.7	123.7	123.7	117.8	95.4	73.0				
	72	154.5	7.2	127.9	104.5	81.1	57.7	-	-	144.7	8.1	122.5	99.4	76.4	53.3	-	-				
5000	67	144.9	7.1	140.5	123.7	106.9	82.4	58.4	-	137.0	8.1	131.0	117.8	101.9	77.9	54.1	-				
	62	141.9	7.1	141.9	137.7	132.7	106.9	82.4	57.3	134.3	8.1	131.5	131.5	127.4	102.3	78.0	53.3				
	57	139.0	7.1	142.4	142.4	142.4	132.5	106.5	80.5	131.6	8.1	131.6	131.6	131.6	127.4	101.9	76.3				
	72	158.1	7.2	136.1	110.3	84.5	58.6	-	-	147.9	8.1	130.3	104.9	79.5	54.0	-	-				
5500	67	149.4	7.2	146.0	131.2	113.6	86.6	59.6	-	141.8	8.1	139.0	124.6	108.2	81.7	55.2	-				
	62	148.0	7.2	146.1	145.7	142.7	114.5	86.4	58.3	140.7	8.0	139.3	138.9	136.9	109.3	81.7	54.2				
	57	146.6	7.2	146.6	146.6	146.6	142.5	113.2	83.9	139.5	8.0	139.5	139.5	139.5	137.0	108.3	79.7				
			95°F										105°F								
2500	77	137.5	9.4	72.7	60.1	47.5	-	-	-	126.8	10.6	70.3	57.2	44.1	-	-	-				
	72	123.2	9.2	87.2	73.7	60.2	46.7	-	-	114.6	10.4	84.3	70.7	57.1	43.5	-	-				
	67	108.9	9.0	101.0	87.4	73.0	59.7	46.3	-	102.4	10.2	96.2	84.2	70.1	56.5	42.8	-				
	62	101.3	8.9	101.3	97.8	85.7	72.6	59.4	46.2	97.5	10.2	97.5	93.2	83.1	69.4	55.6	41.8				
3000	77	138.2	9.3	81.4	64.3	47.2	-	-	-	127.7	10.6	78.7	61.0	43.2	-	-	-				
	72	126.1	9.2	94.7	78.9	63.1	47.3	-	-	117.2	10.4	91.1	75.3	59.5	43.7	-	-				
	67	114.0	9.0	100.6	93.5	79.0	63.1	47.2	-	106.7	10.3	98.0	89.5	75.7	59.6	43.5	-				
	62	106.7	8.9	100.7	100.7	94.8	78.9	62.9	47.0	102.9	10.2	98.6	98.6	91.9	75.5	59.2	42.8				
3500	57	100.9	8.8	100.9	100.9	100.9	94.7	78.7	62.7	99.1	10.2	99.1	99.1	99.1	91.5	74.8	58.1				
	77	139.0	9.3	90.0	68.5	47.0	-	-	-	128.7	10.5	87.1	64.7	42.4	-	-	-				
	72	129.0	9.2	102.2	84.0	65.9	47.8	-	-	119.9	10.4	97.9	79.8	61.8	43.8	-	-				
	67	119.1	9.0	110.0	99.6	84.9	66.5	48.1	-	111.1	10.3	104.8	94.9	81.2	62.7	44.2	-				
4000	62	113.4	9.0	110.2	110.2	103.9	85.2	66.5	47.8	108.3	10.2	105.0	105.0	100.7	81.7	62.7	43.7				
	57	110.6	8.9	110.6	110.6	110.6	103.9	84.9	65.9	105.5	10.2	105.5	105.5	105.5	100.6	81.2	61.7				
	77	139.7	9.2	98.6	72.7	46.7	-	-	-	129.7	10.5	95.4	68.5	41.5	-	-	-				
	72	131.9	9.1	109.6	89.2	68.8	48.4	-	-	122.6	10.4	104.7	84.4	64.2	43.9	-	-				
4500	67	124.1	9.1	114.6	105.7	90.9	69.9	49.0	-	115.5	10.3	110.9	100.3	86.8	65.9	45.0	-				
	62	120.0	9.0	114.9	114.9	113.0	91.5	70.0	48.5	113.7	10.3	111.5	111.5	109.4	87.8	66.3	44.7				
	57	115.9	8.9	115.9	115.9	113.1	91.1	69.1	47.1	111.9	10.2	111.9	111.9	111.9	109.8	87.5	65.3				
	72	134.8	9.1	117.1	94.3	71.6	48.9	-	-	125.2	10.4	111.5	89.0	66.5	44.1	-	-				
5000	67	129.2	9.1	123.0	111.9	96.8	73.3	49.9	-	119.8	10.4	117.7	105.7	92.4	69.0	45.7	-				
	62	126.7	9.0	124.0	124.0	122.0	97.8	73.6	49.3	119.1	10.3	118.0	118.0	118.0	94.0	69.8	45.6				
	57	124.2	9.0	124.2	124.2	122.2	97.2	72.2	48.2	118.4	10.3	118.4	118.4	118.4	118.4	93.9	68.9				
	72	137.8	9.1	124.5	99.5	74.5	49.4	-	-	127.9	10.4	118.3	93.6	68.9	44.2	-	-				
5500	67	134.3	9.1	131.3	118.0	102.8	76.8	50.7	-	124.8	10.4	123.9	111.1	97.9	72.2	46.4	-				
	62	133.3	9.1	132.0	132.0	131.1	104.1	77.1	50.1	124.5	10.4	124.0	124.0	124.0	100.2	73.4	46.6				
	57	132.4	9.1	132.4	132.4	132.4	131.4	103.4	75.4	124.2	10.3	124.2	124.2	124.2	124.2	100.3	72.5				

XXE12 (10 ton) (Continued)

Air on Evaporator Coil		Temperature of Air on Condenser Coil															
CFM	WB (°F)	Total Capacity ¹ (MBH)	Total Input (kW) ²	Sensible Capacity (MBH)						Total Capacity ¹ (MBH)	Total Input (kW) ²	Sensible Capacity (MBH)					
				Return Dry Bulb (°F)								Return Dry Bulb (°F)					
				90	85	80	75	70	65			90	85	80	75	70	65
		115°F										125°F					
2500	77	116.1	11.9	67.9	54.3	40.7	-	-	-	105.4	13.1	65.6	51.4	37.3	-	-	-
	72	105.9	11.6	81.3	67.6	54.0	40.3	-	-	97.3	12.9	78.3	64.6	50.8	37.1	-	-
	67	95.8	11.4	94.6	80.9	67.3	53.2	39.2	-	92.2	12.6	88.6	77.7	64.4	50.0	35.7	-
	62	94.9	11.5	94.9	88.7	80.5	66.2	51.8	37.4	89.3	12.8	89.3	84.1	77.9	63.0	48.0	33.0
3000	77	117.3	11.8	76.1	57.7	39.3	-	-	-	106.8	13.1	73.4	54.3	35.3	-	-	-
	72	108.4	11.7	87.4	71.6	55.8	40.1	-	-	99.5	12.9	83.8	68.0	52.2	36.4	-	-
	67	99.5	11.5	97.6	85.6	72.4	56.1	39.8	-	97.4	12.7	91.7	81.6	69.1	52.6	36.1	-
	62	99.0	11.5	98.2	94.7	89.0	72.2	55.4	38.6	95.2	12.8	92.1	89.7	86.1	68.8	51.6	34.3
3500	57	98.6	11.5	98.6	98.6	98.6	88.2	70.9	53.6	92.2	12.9	92.2	92.2	92.2	85.0	67.0	49.0
	77	118.4	11.8	84.2	61.0	37.8	-	-	-	108.2	13.0	81.3	57.3	33.3	-	-	-
	72	110.8	11.7	93.6	75.6	57.7	39.8	-	-	101.7	12.9	89.3	71.4	53.6	35.8	-	-
	67	103.3	11.6	102.9	90.3	77.6	59.0	40.4	-	101.1	12.8	94.0	85.6	73.9	55.2	36.5	-
4000	62	103.2	11.5	103.0	100.7	97.4	78.2	58.9	39.7	98.1	12.8	94.8	94.8	94.2	74.7	55.2	35.6
	57	103.1	11.5	103.1	103.1	103.1	97.4	77.5	57.6	95.2	12.8	95.2	95.2	95.2	94.1	73.8	53.4
	77	119.6	11.7	92.3	64.3	36.4	-	-	-	109.6	13.0	89.1	60.2	31.3	-	-	-
	72	113.2	11.7	99.7	79.6	59.6	39.5	-	-	103.9	13.0	94.7	74.8	55.0	35.1	-	-
4500	67	107.9	11.6	105.9	94.9	82.7	61.8	41.0	-	102.2	12.9	98.8	89.5	78.7	57.8	37.0	-
	62	107.4	11.6	106.0	106.0	105.9	84.2	62.5	40.8	101.0	12.9	99.5	99.5	99.5	80.5	58.7	36.9
	57	106.5	11.5	106.5	106.5	106.5	84.0	61.5	40.0	100.1	12.8	100.0	100.0	100.0	100.0	80.5	57.8
	72	115.6	11.7	105.8	83.6	61.4	39.2	-	-	106.8	13.0	100.2	78.3	56.3	34.4	-	-
5000	67	112.6	11.7	108.9	99.6	87.9	64.7	41.5	-	106.0	13.0	100.6	93.5	83.4	60.4	37.4	-
	62	111.5	11.6	110.0	110.0	110.0	90.2	66.1	41.9	104.0	12.9	101.0	101.0	101.0	86.4	62.3	38.3
	57	110.2	11.5	110.2	110.2	110.2	110.2	90.6	65.5	101.9	12.8	101.7	101.7	101.7	101.7	87.3	62.2
	72	118.1	11.7	112.0	87.6	63.3	38.9	-	-	109.7	13.0	103.6	81.7	57.7	33.7	-	-
5000	67	117.0	11.8	112.6	104.3	93.0	67.6	42.1	-	108.2	13.1	104.0	97.4	88.2	63.0	37.8	-
	62	115.7	11.7	112.9	112.9	112.9	96.2	69.6	43.1	106.9	12.9	104.5	104.5	104.5	92.3	65.9	39.6
	57	113.2	11.5	113.2	113.2	113.2	113.2	97.2	69.5	104.8	12.7	104.8	104.8	104.8	104.8	94.0	66.5

1. These capacities are gross ratings. For net capacity, deduct the supply air blower motor heat (MBH = 3.415 x kW). Refer to the appropriate Blower Performance Table for the kW of the supply air blower motor.
2. These ratings include the condenser fan motors (total 1 kW) and the compressor motors but not the supply air blower motor.

XQE04 (3 ton)

Air on Evaporator Coil		Temperature of Air on Condenser Coil																	
CFM	WB (°F)	Total Capacity ¹ (MBH)	Total Input (kW) ²	Sensible Capacity (MBH)						Total Capacity ¹ (MBH)	Total Input (kW) ²	Sensible Capacity (MBH)							
				Return Dry Bulb (°F)								Return Dry Bulb (°F)							
				90	85	80	75	70	65			90	85	80	75	70	65		
		75°F									85°F								
750	77	49.1	2.0	23.0	18.6	15.0	-	-	-	45.0	2.4	20.4	16.9	13.3	-	-	-		
	72	44.8	2.0	27.2	23.6	20.0	16.4	-	-	41.3	2.4	25.4	21.9	18.3	14.7	-	-		
	67	40.5	2.0	31.5	28.6	25.0	21.4	17.8	-	37.6	2.4	30.4	26.9	23.3	19.7	16.2	-		
	62	36.9	2.0	36.9	35.4	29.9	26.3	22.7	19.1	34.2	2.4	34.2	33.5	28.0	24.4	20.8	17.3		
900	77	50.0	2.1	24.5	20.3	16.2	-	-	-	46.0	2.4	22.8	18.6	14.4	-	-	-		
	72	45.7	2.1	29.8	25.7	21.5	17.3	-	-	42.2	2.4	28.2	24.0	19.9	15.7	-	-		
	67	41.3	2.1	35.2	31.0	26.9	22.7	18.5	-	38.4	2.4	33.6	29.4	25.3	21.1	17.0	-		
	62	37.6	2.1	37.6	36.7	32.2	28.0	23.9	19.7	35.0	2.4	35.0	34.5	30.3	26.2	22.0	17.9		
	57	37.1	2.0	37.1	37.1	33.2	29.1	24.9	20.7	34.8	2.3	34.8	34.8	30.9	26.8	22.6	18.5		
1050	77	51.0	2.1	26.0	22.0	17.3	-	-	-	47.0	2.4	25.1	20.3	15.6	-	-	-		
	72	46.5	2.1	32.5	27.8	23.0	18.3	-	-	43.1	2.4	30.9	26.2	21.4	16.7	-	-		
	67	42.1	2.1	38.9	33.5	28.7	24.0	19.3	-	39.3	2.4	36.8	32.0	27.3	22.5	17.8	-		
	62	38.4	2.1	38.4	37.9	34.4	29.7	25.0	20.3	35.7	2.4	35.7	35.5	32.7	28.0	23.2	18.5		
	57	37.8	2.1	37.8	37.8	35.6	30.9	26.1	21.4	35.6	2.3	35.6	35.6	33.4	28.6	23.9	19.1		
1200	77	51.9	2.1	27.6	23.8	18.5	-	-	-	48.0	2.4	27.4	22.1	16.7	-	-	-		
	72	47.4	2.1	35.1	29.8	24.5	19.3	-	-	44.0	2.4	33.7	28.4	23.0	17.6	-	-		
	67	42.9	2.1	42.7	35.9	30.6	25.3	20.0	-	40.1	2.4	40.0	34.6	29.3	23.9	18.5	-		
	62	39.1	2.1	39.1	39.1	36.7	31.4	26.1	20.8	36.5	2.4	36.5	36.5	35.1	29.8	24.4	19.0		
	57	38.5	2.1	38.5	38.5	37.9	32.6	27.3	22.1	36.3	2.3	36.3	36.3	35.8	30.5	25.1	19.7		
1350	72	47.6	2.1	37.4	31.5	25.6	19.7	-	-	44.1	2.4	35.8	29.8	23.9	17.9	-	-		
	67	43.1	2.1	43.0	37.8	32.0	26.1	20.2	-	40.2	2.4	40.1	36.3	30.4	24.4	18.5	-		
	62	39.2	2.1	39.2	39.2	38.1	32.2	26.3	20.4	36.6	2.4	36.6	36.6	35.9	29.9	24.0	18.0		
	57	38.7	2.1	38.7	38.7	38.4	32.5	26.6	20.7	36.4	2.4	36.4	36.4	36.2	30.2	24.2	18.3		
1500	72	47.8	2.1	39.6	33.1	26.7	20.2	-	-	44.3	2.4	37.8	31.3	24.7	18.2	-	-		
	67	43.2	2.1	43.2	39.8	33.3	26.8	20.3	-	40.3	2.4	40.3	38.0	31.5	24.9	18.4	-		
	62	39.4	2.1	39.4	39.4	39.4	32.9	26.5	20.0	36.7	2.4	36.7	36.7	36.7	30.1	23.6	17.0		
	57	38.8	2.1	38.8	38.8	38.8	32.4	25.9	19.4	36.5	2.4	36.5	36.5	36.5	30.0	23.4	16.9		
		95°F									105°F								
750	77	41.0	2.8	17.9	15.1	11.6	-	-	-	38.3	3.1	15.7	13.9	10.4	-	-	-		
	72	37.8	2.7	23.6	20.1	16.6	13.1	-	-	35.1	3.1	22.3	18.8	15.3	11.8	-	-		
	67	34.7	2.7	29.4	25.1	21.6	18.1	14.6	-	32.0	3.0	29.0	23.7	20.2	16.7	13.2	-		
	62	31.6	2.7	31.6	31.6	26.0	22.5	19.0	15.5	29.6	3.1	29.6	29.6	23.9	20.3	16.8	13.3		
900	77	42.0	2.7	21.0	16.9	12.7	-	-	-	39.1	3.1	19.8	15.6	11.4	-	-	-		
	72	38.8	2.7	26.5	22.4	18.2	14.1	-	-	35.9	3.1	25.2	21.0	16.9	12.7	-	-		
	67	35.6	2.7	32.0	27.9	23.7	19.6	15.4	-	32.7	3.0	30.6	26.5	22.3	18.1	13.9	-		
	62	32.4	2.7	32.4	32.4	28.5	24.4	20.2	16.1	30.2	3.0	30.2	30.2	26.3	22.1	18.0	13.8		
	57	32.6	2.7	32.6	32.6	28.7	24.5	20.4	16.2	30.4	3.0	30.4	30.4	26.3	22.2	18.0	13.8		
1050	77	43.0	2.7	24.2	18.6	13.8	-	-	-	39.9	3.1	23.9	17.3	12.5	-	-	-		
	72	39.7	2.7	29.4	24.6	19.8	15.0	-	-	36.6	3.0	28.1	23.3	18.4	13.6	-	-		
	67	36.4	2.6	34.7	30.6	25.8	21.0	16.2	-	33.3	3.0	32.3	29.2	24.4	19.5	14.7	-		
	62	33.1	2.7	33.1	33.1	31.0	26.2	21.4	16.6	30.8	3.0	30.8	30.8	28.8	23.9	19.1	14.3		
	57	33.4	2.6	33.4	33.4	31.2	26.4	21.6	16.8	31.0	3.0	31.0	31.0	28.8	24.0	19.1	14.3		
1200	77	44.1	2.7	27.3	20.4	15.0	-	-	-	40.7	3.0	27.9	19.0	13.5	-	-	-		
	72	40.7	2.7	32.3	26.9	21.4	16.0	-	-	37.3	3.0	31.0	25.5	20.0	14.5	-	-		
	67	37.3	2.6	37.3	33.3	27.9	22.5	17.0	-	34.0	3.0	34.0	31.9	26.4	20.9	15.5	-		
	62	33.9	2.6	33.9	33.9	33.5	28.1	22.7	17.2	31.5	3.0	31.5	31.5	31.2	25.7	20.2	14.7		
	57	34.2	2.6	34.2	34.2	33.7	28.3	22.8	17.4	31.6	3.0	31.6	31.6	31.2	25.7	20.3	14.8		
1350	72	40.7	2.7	34.2	28.1	22.1	16.1	-	-	37.5	3.0	32.9	26.8	20.7	14.6	-	-		
	67	37.3	2.6	37.3	34.8	28.8	22.7	16.7	-	34.2	3.0	34.2	32.9	27.4	21.3	15.2	-		
	62	33.9	2.7	33.9	33.9	33.7	27.7	21.7	15.7	31.6	3.0	31.6	31.6	31.5	25.4	19.3	13.2		
	57	34.2	2.6	34.2	34.2	33.9	27.9	21.9	15.9	31.7	3.0	31.7	31.7	31.6	25.5	19.4	13.3		
1500	72	40.7	2.7	36.0	29.4	22.8	16.1	-	-	37.7	3.1	34.9	28.2	21.4	14.7	-	-		
	67	37.3	2.7	37.3	36.2	29.6	23.0	16.4	-	34.3	3.0	34.3	33.8	28.4	21.7	15.0	-		
	62	34.0	2.7	34.0	34.0	34.0	27.3	20.7	14.1	31.7	3.0	31.7	31.7	31.7	25.0	18.3	11.6		
	57	34.2	2.7	34.2	34.2	34.2	27.5	20.9	14.3	31.9	3.0	31.9	31.9	31.9	25.2	18.5	11.8		

XQE04 (3 ton) (Continued)

Air on Evaporator Coil		Temperature of Air on Condenser Coil															
CFM	WB (°F)	Total Capacity ¹ (MBH)	Total Input (kW) ²	Sensible Capacity (MBH)						Total Capacity ¹ (MBH)	Total Input (kW) ²	Sensible Capacity (MBH)					
				Return Dry Bulb (°F)								Return Dry Bulb (°F)					
				90	85	80	75	70	65			90	85	80	75	70	65
		115°F										125°F					
750	77	35.6	3.4	13.5	12.6	9.1	-	-	-	32.9	3.8	12.9	10.6	7.9	-	-	-
	72	32.4	3.4	21.0	17.5	14.0	10.4	-	-	29.7	3.8	19.7	16.2	12.6	9.1	-	-
	67	29.3	3.4	28.5	22.3	18.8	15.3	11.7	-	26.6	3.8	26.6	20.9	17.4	13.8	10.3	-
	62	27.6	3.4	27.6	27.6	21.7	18.2	14.7	11.1	25.7	3.8	25.7	25.7	19.6	16.1	12.5	9.0
900	77	36.1	3.4	18.5	14.3	10.1	-	-	-	33.2	3.8	18.3	13.0	8.8	-	-	-
	72	33.0	3.4	23.9	19.7	15.5	11.3	-	-	30.0	3.8	22.6	18.3	14.1	9.9	-	-
	67	29.8	3.4	29.3	25.1	20.9	16.7	12.5	-	26.8	3.8	26.8	23.7	19.4	15.2	11.0	-
	62	28.1	3.4	28.1	28.1	24.1	19.9	15.7	11.5	25.9	3.8	25.9	25.9	21.9	17.7	13.5	9.2
	57	28.2	3.4	28.2	28.2	24.0	19.8	15.6	11.4	26.0	3.7	26.0	26.0	21.7	17.5	13.3	9.0
1050	77	36.7	3.4	23.5	16.0	11.1	-	-	-	33.6	3.7	23.7	15.5	9.7	-	-	-
	72	33.5	3.4	26.8	21.9	17.0	12.1	-	-	30.4	3.7	25.4	20.5	15.6	10.7	-	-
	67	30.2	3.4	30.0	27.8	22.9	18.0	13.2	-	27.1	3.7	27.1	26.4	21.5	16.5	11.6	-
	62	28.5	3.4	28.5	28.5	26.5	21.6	16.7	11.9	26.2	3.7	26.2	26.2	24.2	19.3	14.4	9.5
	57	28.6	3.4	28.6	28.6	26.4	21.5	16.6	11.8	26.2	3.7	26.2	26.2	24.0	19.1	14.2	9.3
1200	77	37.3	3.4	28.6	17.7	12.1	-	-	-	33.9	3.7	29.2	18.0	10.7	-	-	-
	72	34.0	3.4	29.6	24.1	18.5	13.0	-	-	30.7	3.7	28.3	22.7	17.1	11.5	-	-
	67	30.7	3.3	30.7	30.5	25.0	19.4	13.9	-	27.4	3.7	27.4	27.4	23.5	17.9	12.3	-
	62	29.0	3.3	29.0	29.0	28.9	23.3	17.8	12.2	26.5	3.7	26.5	26.5	26.5	20.9	15.3	9.7
	57	29.1	3.3	29.1	29.1	28.8	23.2	17.7	12.1	26.5	3.7	26.5	26.5	26.3	20.7	15.1	9.5
1350	72	34.3	3.4	31.7	25.5	19.3	13.2	-	-	31.2	3.7	30.4	24.2	17.9	11.7	-	-
	67	31.0	3.4	31.0	30.9	26.0	19.9	13.7	-	27.9	3.7	27.9	27.9	24.7	18.4	12.2	-
	62	29.3	3.4	29.3	29.3	29.2	23.0	16.9	10.7	26.9	3.7	26.9	26.9	26.9	20.7	14.4	8.2
	57	29.3	3.3	29.3	29.3	29.2	23.0	16.8	10.7	26.9	3.7	26.9	26.9	26.8	20.6	14.3	8.1
1500	72	34.7	3.4	33.7	26.9	20.1	13.3	-	-	31.6	3.7	31.6	25.7	18.8	11.9	-	-
	67	31.3	3.4	31.3	31.3	27.1	20.3	13.5	-	28.3	3.7	28.3	28.3	25.8	19.0	12.1	-
	62	29.5	3.4	29.5	29.5	29.5	22.7	15.9	9.2	27.3	3.7	27.3	27.3	27.3	20.4	13.6	6.7
	57	29.6	3.4	29.6	29.6	29.6	22.8	16.0	9.2	27.3	3.7	27.3	27.3	27.3	20.5	13.6	6.7

1. These capacities are gross ratings. For net capacity, deduct the supply air blower motor heat (MBH = 3.415 x kW). Refer to the appropriate Blower Performance Table for the kW of the supply air blower motor.
2. These ratings include the condenser fan motors (total 1 kW) and the compressor motors but not the supply air blower motor.

XQE05 (4 ton)

Air on Evaporator Coil		Temperature of Air on Condenser Coil																		
CFM	WB (°F)	Total Capacity ¹ (MBH)	Total Input (kW) ²	Sensible Capacity (MBH)						Total Capacity ¹ (MBH)	Total Input (kW) ²	Sensible Capacity (MBH)								
				Return Dry Bulb (°F)								Return Dry Bulb (°F)								
				90	85	80	75	70	65			90	85	80	75	70	65			
				75°F						85°F										
1000	77	63.6	2.8	30.9	26.6	22.3	-	-	-	60.1	3.1	29.2	24.9	20.7	-	-	-			
	72	58.2	2.8	37.5	32.2	27.0	21.8	-	-	54.9	3.1	36.1	30.9	25.6	20.4	-	-			
	67	52.8	2.7	44.1	37.9	31.7	26.4	21.1	-	49.7	3.1	43.1	36.8	30.5	25.2	19.9	-			
	62	48.9	2.7	44.1	40.2	36.4	30.7	25.6	20.2	46.6	3.1	44.1	39.8	35.5	29.9	24.6	19.2			
1200	77	64.6	2.8	34.6	28.4	22.3	-	-	-	60.8	3.1	33.2	27.0	20.8	-	-	-			
	72	59.9	2.8	41.1	34.8	28.5	22.1	-	-	56.4	3.1	39.7	33.4	27.1	20.7	-	-			
	67	55.2	2.7	47.6	41.1	34.6	28.2	21.8	-	52.0	3.1	46.3	39.8	33.3	26.9	20.5	-			
	62	52.0	2.7	47.6	44.2	40.8	34.0	27.8	21.2	49.6	3.1	47.1	43.3	39.6	32.9	26.6	20.1			
1400	57	48.9	2.7	47.6	47.3	46.9	40.3	33.7	27.1	47.1	3.1	47.1	46.8	45.8	39.2	32.7	26.1			
	77	65.6	2.8	38.3	30.3	22.3	-	-	-	61.6	3.1	37.2	29.1	21.0	-	-	-			
	72	61.6	2.8	44.7	37.3	29.9	22.5	-	-	58.0	3.1	43.3	35.9	28.5	21.1	-	-			
	67	57.5	2.8	51.1	44.3	37.5	30.0	22.5	-	54.4	3.1	49.4	42.7	36.1	28.6	21.1	-			
1600	62	55.2	2.8	51.1	48.1	45.1	37.3	29.9	22.3	52.6	3.1	50.0	46.8	43.7	36.0	28.5	21.0			
	57	52.8	2.7	51.1	51.1	51.1	45.0	37.3	29.6	50.7	3.1	50.6	50.6	50.6	43.6	35.9	28.3			
	77	66.6	2.8	42.0	32.1	22.3	-	-	-	62.4	3.2	41.2	31.2	21.1	-	-	-			
	72	63.2	2.8	48.3	39.8	31.4	22.9	-	-	59.6	3.1	46.9	38.4	30.0	21.5	-	-			
1800	67	59.8	2.8	54.7	47.5	40.4	31.9	23.2	-	56.8	3.1	52.6	45.7	38.9	30.3	21.8	-			
	62	58.3	2.8	54.7	52.1	49.5	40.6	32.0	23.3	55.6	3.1	53.0	50.4	47.8	39.1	30.5	21.9			
	57	56.7	2.7	54.7	54.7	54.7	49.7	40.9	32.0	54.3	3.1	53.4	53.4	53.4	47.9	39.2	30.5			
	72	64.9	2.8	51.9	42.4	32.8	23.3	-	-	61.2	3.2	50.5	41.0	31.4	21.9	-	-			
2000	67	62.2	2.8	58.2	50.8	43.4	33.7	23.9	-	59.2	3.1	55.7	48.7	41.6	32.0	22.4	-			
	62	61.4	2.8	58.2	56.0	53.9	44.0	34.2	24.3	58.6	3.1	55.9	53.9	51.9	42.1	32.4	22.7			
	57	60.6	2.8	58.2	58.2	58.2	54.4	44.4	34.4	58.0	3.1	56.1	56.1	56.1	52.3	42.5	32.7			
	72	66.5	2.8	55.6	44.9	34.3	23.6	-	-	62.7	3.2	54.1	43.5	32.9	22.3	-	-			
2000	67	64.5	2.8	61.7	54.0	46.3	35.5	24.7	-	61.6	3.1	58.8	51.6	44.4	33.7	23.1	-			
	62	64.5	2.8	61.7	60.0	58.2	47.3	36.3	25.4	61.6	3.1	58.8	57.4	56.0	45.2	34.4	23.6			
	57	64.5	2.8	61.8	61.8	61.8	59.1	48.0	36.9	61.6	3.1	58.8	58.8	58.8	56.6	45.7	34.9			
					95°F						105°F									
1000	77	56.5	3.4	27.5	23.3	19.1	-	-	-	50.9	4.0	26.5	22.1	17.7	-	-	-			
	72	51.5	3.4	34.8	29.5	24.2	18.9	-	-	47.5	4.0	33.4	28.0	22.7	17.4	-	-			
	67	46.5	3.4	42.1	35.8	29.4	24.0	18.7	-	44.2	3.9	40.3	34.0	27.7	22.4	17.1	-			
	62	44.2	3.4	44.2	39.3	34.5	29.1	23.6	18.2	42.7	3.9	41.8	37.3	32.8	27.4	22.1	16.7			
1200	77	57.1	3.5	31.8	25.6	19.4	-	-	-	51.8	4.0	30.7	24.2	17.7	-	-	-			
	72	53.0	3.4	38.4	32.0	25.7	19.3	-	-	49.0	4.0	36.7	30.3	24.0	17.7	-	-			
	67	48.9	3.4	44.9	38.5	32.0	25.6	19.2	-	46.3	3.9	42.7	36.5	30.3	23.9	17.6	-			
	62	47.1	3.4	45.2	42.4	38.3	31.9	25.4	18.9	45.1	3.9	43.8	40.2	36.6	30.2	23.8	17.4			
1400	57	45.2	3.4	45.2	45.2	44.7	38.1	31.6	25.1	43.9	3.9	43.9	43.9	42.9	36.4	30.0	23.5			
	77	57.6	3.5	36.1	27.9	19.6	-	-	-	52.6	4.0	34.9	26.3	17.8	-	-	-			
	72	54.5	3.5	41.9	34.5	27.1	19.7	-	-	50.5	4.0	40.0	32.6	25.3	18.0	-	-			
	67	51.4	3.4	47.7	41.2	34.7	27.2	19.8	-	48.5	4.0	45.0	39.0	32.9	25.5	18.1	-			
1600	62	50.0	3.4	48.6	45.5	42.2	34.7	27.2	19.7	47.5	3.9	45.9	43.2	40.4	33.0	25.5	18.0			
	57	48.6	3.4	48.6	48.6	48.6	42.1	34.6	27.0	46.6	3.9	46.6	46.6	46.6	40.5	32.9	25.3			
	77	58.1	3.5	40.5	30.2	19.9	-	-	-	53.5	4.0	39.1	28.5	17.8	-	-	-			
	72	56.0	3.5	45.5	37.0	28.6	20.1	-	-	52.0	4.0	43.3	34.9	26.6	18.3	-	-			
1800	67	53.8	3.5	50.5	43.9	37.3	28.8	20.3	-	50.6	4.0	47.4	41.4	35.5	27.0	18.6	-			
	62	52.9	3.5	51.2	48.6	46.0	37.5	28.9	20.4	50.0	4.0	48.0	46.1	44.3	35.7	27.2	18.6			
	57	52.0	3.5	52.0	52.0	52.0	46.1	37.5	29.0	49.3	4.0	48.5	48.5	48.5	44.5	35.8	27.1			
	72	57.4	3.5	49.0	39.5	30.0	20.5	-	-	53.5	4.0	46.6	37.3	27.9	18.6	-	-			
2000	67	56.2	3.5	53.2	46.6	39.9	30.4	20.9	-	52.7	4.0	49.8	43.9	38.0	28.6	19.1	-			
	62	55.8	3.5	53.6	51.7	49.8	40.3	30.7	21.1	52.4	4.0	50.1	49.1	48.1	38.5	28.9	19.3			
	57	55.3	3.5	54.0	54.0	54.0	50.1	40.5	30.9	52.0	4.0	50.3	50.3	50.3	48.5	38.7	28.9			
	72	58.9	3.5	52.6	42.0	31.488	20.9	-	-	55.0	4.0	49.9	39.6	29.2	18.9	-	-			
2000	67	58.7	3.5	56.0	49.3	42.6	32.0	21.4	-	54.9	4.0	52.0	46.4	40.6	30.1	19.6	-			
	62	58.7	3.5	56.0	54.8	53.7	43.1	32.5	21.8	54.8	4.0	52.0	52.0	52.0	41.3	30.6	19.9			
	57	58.7	3.5	56.0	56.0	56.0	54.1	43.5	32.8	54.8	4.0	52.0	52.0	52.0	52.0	41.6	30.7			

XQE05 (4 ton) (Continued)

Air on Evaporator Coil		Temperature of Air on Condenser Coil															
CFM	WB (°F)	Total Capacity ¹ (MBH)	Total Input (kW) ²	Sensible Capacity (MBH)						Total Capacity ¹ (MBH)	Total Input (kW) ²	Sensible Capacity (MBH)					
				Return Dry Bulb (°F)								Return Dry Bulb (°F)					
				90	85	80	75	70	65			90	85	80	75	70	65
		115°F										125°F					
1000	77	45.3	4.5	25.4	20.9	16.3	-	-	-	39.6	5.1	24.4	19.6	14.9	-	-	-
	72	43.6	4.5	31.9	26.6	21.2	15.8	-	-	39.6	5.0	30.5	25.1	19.7	14.3	-	-
	67	41.9	4.5	38.4	32.3	26.1	20.8	15.5	-	39.6	5.0	36.5	30.5	24.5	19.2	13.9	-
	62	41.2	4.4	39.4	35.2	31.0	25.8	20.5	15.3	39.6	5.0	37.0	33.2	29.3	24.1	18.9	13.8
1200	77	46.4	4.5	29.5	22.8	16.1	-	-	-	41.1	5.1	28.4	21.4	14.4	-	-	-
	72	45.1	4.5	35.0	28.7	22.4	16.0	-	-	41.1	5.0	33.3	27.0	20.7	14.4	-	-
	67	43.7	4.5	40.4	34.5	28.6	22.3	15.9	-	41.1	5.0	38.1	32.5	26.9	20.6	14.3	-
	62	43.1	4.4	41.2	38.0	34.9	28.5	22.2	15.8	41.1	5.0	38.5	35.8	33.1	26.8	20.5	14.2
	57	42.5	4.4	42.0	41.6	41.1	34.8	28.4	22.0	41.1	4.9	38.9	38.9	38.9	33.1	26.7	20.4
1400	77	47.6	4.5	33.6	24.8	15.9	-	-	-	42.6	5.0	32.4	23.2	14.0	-	-	-
	72	46.6	4.5	38.0	30.8	23.5	16.2	-	-	42.6	5.0	36.1	28.9	21.7	14.5	-	-
	67	45.6	4.5	42.4	36.8	31.1	23.8	16.4	-	42.6	5.0	39.8	34.6	29.3	22.0	14.7	-
	62	45.1	4.5	43.0	40.8	38.7	31.3	23.8	16.3	42.6	5.0	40.0	38.5	37.0	29.6	22.1	14.7
	57	44.6	4.4	43.5	43.5	43.5	38.8	31.2	23.6	42.6	5.0	40.2	40.2	40.2	37.1	29.5	22.0
1600	77	48.8	4.5	37.7	26.7	15.7	-	-	-	44.1	5.0	36.4	25.0	13.6	-	-	-
	72	48.1	4.5	41.1	32.9	24.7	16.5	-	-	44.1	5.0	38.9	30.8	22.7	14.6	-	-
	67	47.4	4.5	44.4	39.0	33.6	25.2	16.8	-	44.1	5.0	41.4	36.6	31.8	23.4	15.1	-
	62	47.0	4.5	44.7	43.7	42.6	34.0	25.4	16.9	44.1	5.0	41.5	41.2	40.9	32.3	23.7	15.1
	57	46.7	4.5	45.1	45.1	45.1	42.8	34.0	25.3	44.1	5.0	41.6	41.6	41.6	41.1	32.3	23.5
1800	72	49.6	4.5	44.1	35.0	25.8	16.7	-	-	45.7	5.0	41.7	32.7	23.7	14.7	-	-
	67	49.2	4.5	46.4	41.3	36.1	26.7	17.3	-	45.7	5.0	43.0	38.6	34.2	24.9	15.5	-
	62	49.0	4.5	46.5	46.5	46.4	36.8	27.1	17.4	45.6	5.0	43.0	43.0	43.0	35.0	25.3	15.6
	57	48.8	4.5	46.6	46.6	46.6	36.9	27.0	-	45.5	5.0	43.0	43.0	43.0	43.0	35.1	25.0
2000	72	51.1	4.5	47.2	37.1	27.0	16.9	-	-	47.3	5.0	44.5	34.6	24.7	14.8	-	-
	67	51.1	4.5	48.3	43.5	38.6	28.2	17.8	-	47.3	5.0	44.6	40.6	36.6	26.3	15.9	-
	62	51.0	4.5	48.3	48.3	48.3	39.5	28.7	18.0	47.1	5.0	44.7	44.7	44.7	37.7	26.9	16.0
	57	50.9	4.5	48.3	48.3	48.3	48.3	39.7	28.6	47.0	5.0	44.7	44.7	44.7	44.7	37.8	26.5

1. These capacities are gross ratings. For net capacity, deduct the supply air blower motor heat (MBH = 3.415 x kW). Refer to the appropriate Blower Performance Table for the kW of the supply air blower motor.
2. These ratings include the condenser fan motors (total 1 kW) and the compressor motors but not the supply air blower motor.

XQE06 (5 ton)

Air on Evaporator Coil		Temperature of Air on Condenser Coil															
CFM	WB (°F)	Total Capacity ¹ (MBH)	Total Input (kW) ²	Sensible Capacity (MBH)						Total Capacity ¹ (MBH)	Total Input (kW) ²	Sensible Capacity (MBH)					
				Return Dry Bulb (°F)								Return Dry Bulb (°F)					
				90	85	80	75	70	65			90	85	80	75	70	65
		75°F								85°F							
1250	77	78.3	3.6	38.6	34.0	29.5	-	-	-	73.5	3.9	36.7	31.6	26.5	-	-	-
	72	70.9	3.5	46.7	40.5	34.3	28.1	-	-	66.9	3.9	44.9	38.5	32.0	25.5	-	-
	67	63.6	3.4	54.8	46.9	39.0	33.5	27.2	-	60.2	3.8	53.2	45.3	37.5	31.4	25.0	-
	62	59.0	3.4	54.3	49.0	43.8	36.5	32.6	27.1	58.0	3.8	54.8	48.9	43.0	36.1	30.9	24.9
1500	77	79.4	3.5	43.4	36.3	29.3	-	-	-	74.3	3.9	41.7	34.1	26.5	-	-	-
	72	73.0	3.5	51.2	43.6	36.0	28.4	-	-	68.7	3.9	49.4	41.6	33.7	25.9	-	-
	67	66.6	3.4	59.0	50.9	42.7	35.6	27.7	-	63.0	3.8	57.1	49.1	41.0	33.4	25.5	-
	62	62.8	3.4	59.0	54.2	49.5	40.7	34.7	27.2	61.1	3.8	58.6	53.5	48.3	39.9	32.9	25.2
	57	59.0	3.3	59.0	57.6	56.2	48.9	41.6	34.3	59.3	3.9	59.3	57.9	55.6	47.9	40.3	32.6
1750	77	80.6	3.5	48.1	38.6	29.0	-	-	-	75.1	3.9	46.8	36.6	26.4	-	-	-
	72	75.1	3.5	55.7	46.7	37.7	28.8	-	-	70.5	3.9	53.9	44.7	35.5	26.3	-	-
	67	69.5	3.4	63.2	54.8	46.5	37.6	28.2	-	65.8	3.9	61.1	52.8	44.6	35.4	25.9	-
	62	66.6	3.4	63.7	59.5	55.2	44.9	36.7	27.4	64.3	3.9	62.4	58.0	53.7	43.7	34.8	25.4
	57	63.7	3.4	63.6	63.0	62.3	54.5	45.1	35.7	62.8	3.9	62.8	62.7	61.9	53.2	43.7	34.2
2000	77	81.8	3.5	52.9	40.8	28.8	-	-	-	75.9	3.9	51.8	39.1	26.4	-	-	-
	72	77.1	3.5	60.2	49.8	39.5	29.1	-	-	72.3	3.9	58.4	47.8	37.2	26.6	-	-
	67	72.5	3.5	67.4	58.8	50.2	39.6	28.7	-	68.7	3.9	65.1	56.6	48.1	37.3	26.4	-
	62	70.4	3.4	68.5	64.7	60.9	49.1	38.7	27.6	67.5	3.9	66.2	62.6	59.0	47.5	36.8	25.6
	57	68.3	3.4	68.3	68.3	68.3	60.2	48.7	37.2	66.4	3.9	66.4	66.4	66.4	58.5	47.1	35.7
2250	72	79.2	3.5	64.7	52.9	41.2	29.5	-	-	74.1	3.9	62.9	51.0	39.0	27.0	-	-
	67	75.5	3.5	71.7	62.8	53.9	41.7	29.2	-	71.5	3.9	69.0	60.3	51.7	39.3	26.9	-
	62	74.2	3.5	73.2	69.9	66.6	53.3	40.7	27.8	70.7	3.9	70.1	67.2	64.3	51.4	38.7	25.9
	57	72.9	3.5	72.9	72.9	72.9	65.8	52.2	38.7	69.9	3.9	69.9	69.9	69.9	63.8	50.5	37.3
2500	72	81.3	3.5	69.2	56.1	43.0	29.8	-	-	75.9	3.9	67.5	54.1	40.8	27.4	-	-
	67	78.5	3.5	75.9	66.7	57.6	43.7	29.7	-	74.3	3.9	73.0	64.1	55.2	41.3	27.4	-
	62	78.0	3.5	78.0	75.2	72.3	57.5	42.8	28.0	73.9	3.9	73.9	71.8	69.7	55.2	40.7	26.1
	57	77.5	3.5	77.5	77.5	77.5	71.4	55.8	40.2	73.4	3.9	73.4	73.4	69.1	53.9	38.8	
		95°F								105°F							
1250	77	68.8	4.3	34.8	29.2	23.5	-	-	-	63.2	4.9	34.2	28.0	21.9	-	-	-
	72	62.8	4.3	43.2	36.4	29.7	23.0	-	-	58.3	4.9	41.6	34.8	28.0	21.2	-	-
	67	56.8	4.2	51.6	43.7	35.9	29.3	22.7	-	53.3	4.8	49.0	41.5	34.1	27.4	20.8	-
	62	56.9	4.3	55.4	48.8	42.1	35.7	29.2	22.8	53.3	4.9	52.2	46.2	40.1	33.7	27.2	20.7
1500	77	69.3	4.3	40.1	31.9	23.7	-	-	-	63.7	4.9	38.9	30.2	21.5	-	-	-
	72	64.4	4.3	47.7	39.6	31.5	23.4	-	-	59.7	4.9	45.6	37.5	29.4	21.4	-	-
	67	59.5	4.2	55.3	47.3	39.3	31.2	23.2	-	55.7	4.9	52.2	44.8	37.3	29.2	21.2	-
	62	59.5	4.3	58.3	52.7	47.1	39.1	31.1	23.1	55.7	4.9	54.8	50.0	45.2	37.1	29.0	20.9
	57	59.5	4.4	59.5	58.1	54.9	47.0	39.0	31.0	55.7	5.0	55.7	55.2	53.1	45.0	36.9	28.8
1750	77	69.7	4.3	45.4	34.6	23.8	-	-	-	64.2	4.9	43.7	32.4	21.2	-	-	-
	72	65.9	4.3	52.2	42.7	33.2	23.8	-	-	61.1	4.9	49.6	40.2	30.9	21.5	-	-
	67	62.1	4.3	59.0	50.8	42.7	33.1	23.6	-	58.0	4.9	55.5	48.0	40.6	31.0	21.5	-
	62	62.0	4.3	61.1	56.6	52.1	42.5	32.9	23.4	58.0	4.9	57.4	53.8	50.3	40.6	30.9	21.1
	57	62.0	4.4	62.0	62.0	61.5	51.9	42.3	32.6	57.9	5.0	57.9	57.9	57.9	50.1	40.2	30.3
2000	77	70.1	4.3	50.8	37.4	24.0	-	-	-	64.7	4.9	48.5	34.7	20.8	-	-	-
	72	67.4	4.3	56.7	45.9	35.0	24.2	-	-	62.6	4.9	53.6	43.0	32.3	21.7	-	-
	67	64.8	4.3	62.7	54.4	46.1	35.1	24.1	-	60.4	4.9	58.7	51.3	43.8	32.9	21.9	-
	62	64.6	4.3	64.0	60.5	57.1	46.0	34.8	23.7	60.3	4.9	59.9	57.6	55.3	44.0	32.7	21.4
	57	64.4	4.4	64.4	64.4	64.4	56.8	45.5	34.3	60.2	5.0	60.2	60.2	60.2	55.2	43.5	31.8
2250	72	69.0	4.3	61.2	49.0	36.8	24.6	-	-	64.0	4.9	57.6	45.7	33.8	21.9	-	-
	67	67.4	4.3	66.4	57.9	49.4	37.0	24.5	-	62.8	4.9	62.0	54.5	47.1	34.7	22.2	-
	62	67.2	4.3	66.9	64.5	62.1	49.4	36.7	24.0	62.6	5.0	62.5	61.5	60.4	47.5	34.5	21.6
	57	66.9	4.4	66.9	66.9	66.9	61.8	48.8	35.9	62.4	5.0	62.4	62.4	62.4	60.3	46.8	33.4
2500	72	70.5	4.4	65.7	52.1	38.6	25.0	-	-	65.5	5.0	61.6	48.4	35.2	22.0	-	-
	67	70.1	4.4	70.1	61.5	52.8	38.9	25.0	-	65.2	5.0	65.2	57.8	50.4	36.5	22.6	-
	62	69.7	4.4	69.7	68.4	67.1	52.8	38.5	24.3	64.9	5.0	64.9	64.9	64.9	50.9	36.4	21.8
	57	69.4	4.3	69.4	69.4	69.4	66.7	52.1	37.5	64.7	5.0	64.7	64.7	64.7	64.7	50.1	34.9

XQE06 (5 ton) (Continued)

Air on Evaporator Coil		Temperature of Air on Condenser Coil															
CFM	WB (°F)	Total Capacity ¹ (MBH)	Total Input (kW) ²	Sensible Capacity (MBH)						Total Capacity ¹ (MBH)	Total Input (kW) ²	Sensible Capacity (MBH)					
				Return Dry Bulb (°F)								Return Dry Bulb (°F)					
				90	85	80	75	70	65			90	85	80	75	70	65
		115°F										125°F					
1250	77	57.6	5.5	33.5	26.9	20.3	-	-	-	52.0	6.1	32.8	25.8	18.7	-	-	-
	72	53.7	5.5	39.9	33.1	26.3	19.4	-	-	49.1	6.1	38.3	31.4	24.5	17.6	-	-
	67	49.7	5.5	46.4	39.3	32.2	25.5	18.8	-	46.2	6.1	43.8	37.1	30.3	23.6	16.9	-
	62	49.8	5.5	49.1	43.6	38.2	31.6	25.1	18.6	46.2	6.1	45.9	41.1	36.2	29.6	23.1	16.5
1500	77	58.2	5.5	37.7	28.6	19.4	-	-	-	52.7	6.1	36.5	26.9	17.3	-	-	-
	72	55.0	5.5	43.5	35.4	27.4	19.4	-	-	50.3	6.1	41.3	33.3	25.3	17.3	-	-
	67	51.8	5.5	49.2	42.3	35.3	27.2	19.1	-	48.0	6.1	46.2	39.8	33.4	25.2	17.1	-
	62	51.8	5.5	51.3	47.3	43.3	35.1	26.9	18.8	48.0	6.1	47.9	44.6	41.4	33.1	24.9	16.6
	57	51.8	5.6	51.8	51.8	51.3	43.0	34.8	26.5	48.0	6.2	48.0	48.0	48.0	41.0	32.6	24.2
1750	77	58.8	5.5	42.0	30.3	18.6	-	-	-	53.3	6.1	40.2	28.1	15.9	-	-	-
	72	56.4	5.5	47.0	37.7	28.5	19.3	-	-	51.6	6.1	44.4	35.3	26.2	17.1	-	-
	67	54.0	5.5	52.0	45.2	38.5	28.9	19.4	-	49.9	6.1	48.5	42.4	36.4	26.8	17.3	-
	62	53.9	5.5	53.6	51.0	48.5	38.6	28.8	18.9	49.9	6.1	49.8	48.2	46.6	36.6	26.7	16.7
	57	53.9	5.6	53.9	53.9	53.9	48.3	38.1	27.9	49.9	6.2	49.9	49.9	49.9	46.4	36.0	25.6
2000	77	59.4	5.5	46.2	31.9	17.7	-	-	-	54.0	6.1	43.9	29.2	14.5	-	-	-
	72	57.7	5.5	50.5	40.1	29.7	19.2	-	-	52.9	6.1	47.4	37.2	27.0	16.8	-	-
	67	56.1	5.5	54.8	48.2	41.6	30.7	19.7	-	51.7	6.1	50.8	45.1	39.4	28.5	17.5	-
	62	56.0	5.6	55.9	54.7	53.6	42.1	30.6	19.1	51.7	6.2	51.7	51.7	51.7	40.2	28.5	16.8
	57	55.9	5.6	55.9	55.9	55.9	53.5	41.5	29.4	51.7	6.2	51.7	51.7	51.7	51.7	39.4	27.0
2250	72	59.1	5.6	54.0	42.4	30.8	19.2	-	-	54.1	6.2	50.4	39.1	27.8	16.5	-	-
	67	58.2	5.6	57.6	51.2	44.8	32.4	20.0	-	53.5	6.2	53.2	47.8	42.4	30.1	17.7	-
	62	58.1	5.6	58.1	58.1	58.1	45.6	32.4	19.2	53.5	6.2	53.5	53.5	53.5	43.7	30.2	16.8
	57	58.0	5.6	58.0	58.0	58.0	44.8	30.8	-	53.5	6.2	53.5	53.5	53.5	53.5	42.8	28.3
2500	72	60.4	5.6	57.5	44.7	31.9	19.1	-	-	55.4	6.2	53.4	41.0	28.6	16.2	-	-
	67	60.3	5.6	60.3	54.1	47.9	34.1	20.3	-	55.4	6.2	55.4	50.5	45.5	31.7	17.9	-
	62	60.2	5.6	60.2	60.2	60.2	49.1	34.2	19.4	55.4	6.2	55.4	55.4	55.4	47.2	32.0	16.9
	57	60.0	5.6	60.0	60.0	60.0	48.1	32.3	-	55.4	6.2	55.4	55.4	55.4	55.4	46.2	29.7

1. These capacities are gross ratings. For net capacity, deduct the supply air blower motor heat (MBH = 3.415 x kW). Refer to the appropriate Blower Performance Table for the kW of the supply air blower motor.
2. These ratings include the condenser fan motors (total 1 kW) and the compressor motors but not the supply air blower motor.

XYE04-09, XXE7-12, XQE04-06 heating capacities**XYE04 heating capacities**

Size (ton)	Model	Air over evaporator coil		Capacity and kW	Outdoor temperature (°F @ 72% RH)							
		CFM	DB		-10	0	10	20	30	40	50	60
04 (3)	XYE	900	55	MBH	2.5	8.1	13.7	19.3	24.8	30.4	36.0	41.6
				kW	2.2	2.3	2.4	2.6	2.7	2.9	3.0	3.1
			70	MBH	2.5	7.9	13.3	18.7	24.0	29.4	34.8	40.2
				kW	2.7	2.8	3.0	3.1	3.3	3.4	3.5	3.7
			80	MBH	2.5	7.8	13.0	18.3	23.5	28.7	34.0	39.2
				kW	3.0	3.2	3.4	3.6	3.7	3.9	4.1	4.3
		1200	55	MBH	3.1	8.7	14.4	20.0	25.6	31.2	36.8	42.4
				kW	2.3	2.4	2.4	2.5	2.6	2.6	2.7	2.8
			70	MBH	3.0	8.4	13.8	19.3	24.7	30.1	35.5	40.9
				kW	2.4	2.5	2.7	2.8	2.9	3.0	3.1	3.2
			80	MBH	2.5	7.8	13.2	18.5	23.8	29.2	34.5	39.9
				kW	2.8	2.9	3.0	3.1	3.3	3.4	3.5	3.6
		1500	55	MBH	4.2	9.7	15.3	20.9	26.4	32.0	37.6	43.1
				kW	2.1	2.2	2.3	2.4	2.4	2.5	2.6	2.7
			70	MBH	3.5	9.0	14.4	19.8	25.2	30.6	36.1	41.5
				kW	2.4	2.5	2.6	2.7	2.8	2.9	3.0	3.1
			80	MBH	2.5	7.9	13.3	18.7	24.1	29.5	34.9	40.3
				kW	2.8	2.9	3.0	3.1	3.2	3.3	3.4	3.5

XYE05 heating capacities

Size (ton)	Model	Air over evaporator coil		Capacity and kW	Outdoor Temperature (°F @ 72% RH)							
		CFM	DB		-10	0	10	20	30	40	50	60
05 (4)	XYE	1200	55	MBH	5.1	12.6	20.0	27.5	35.0	42.4	49.9	57.4
				kW	2.5	2.7	2.9	3.1	3.3	3.5	3.6	3.8
			70	MBH	5.5	12.5	19.5	26.5	33.5	40.5	47.5	54.5
				kW	2.9	3.1	3.3	3.5	3.7	4.0	4.2	4.4
			80	MBH	4.4	11.4	18.4	25.4	32.5	39.5	46.5	53.5
				kW	3.2	3.4	3.7	3.9	4.1	4.3	4.6	4.8
		1600	55	MBH	4.0	12.0	20.0	28.0	36.0	44.0	52.0	60.0
				kW	2.4	2.6	2.8	2.9	3.1	3.3	3.4	3.6
			70	MBH	4.3	11.8	19.4	26.9	34.4	42.0	49.5	57.1
				kW	2.9	3.0	3.2	3.4	3.6	3.8	3.9	4.1
			80	MBH	4.0	11.3	18.5	25.8	33.1	40.4	47.7	55.0
				kW	3.1	3.3	3.5	3.7	3.9	4.1	4.3	4.5
		2000	55	MBH	4.4	12.4	20.4	28.4	36.4	44.3	52.3	60.3
				kW	3.0	3.1	3.2	3.3	3.4	3.5	3.6	3.7
			70	MBH	4.9	12.4	19.9	27.4	34.9	42.4	49.9	57.4
				kW	3.4	3.5	3.6	3.8	3.9	4.0	4.1	4.2
			80	MBH	4.5	11.8	19.0	26.3	33.5	40.8	48.0	55.3
				kW	3.7	3.8	3.9	4.0	4.2	4.3	4.4	4.6

XYE06 heating capacities

Size (ton)	Model	Air over evaporator coil		Capacity and kW	Outdoor temperature (°F @ 72% RH)							
		CFM	DB		-10	0	10	20	30	40	50	60
06 (5)	XYE	1500	55	MBH	6.5	15.6	24.7	33.7	42.8	51.9	61.0	70.1
				kW	3.6	3.7	3.8	3.9	4.0	4.2	4.3	4.4
			70	MBH	4.6	13.5	22.5	31.5	40.5	49.4	58.4	67.4
				kW	4.0	4.1	4.3	4.4	4.6	4.7	4.9	5.0
			80	MBH	3.4	12.2	21.0	29.9	38.7	47.5	56.3	65.2
				kW	4.3	4.5	4.6	4.8	5.0	5.1	5.3	5.5
		2000	55	MBH	5.3	14.5	23.8	33.0	42.3	51.6	60.8	70.1
				kW	3.5	3.6	3.7	3.9	4.0	4.1	4.3	4.4
			70	MBH	4.2	13.3	22.3	31.3	40.3	49.4	58.4	67.4
				kW	3.8	4.0	4.2	4.4	4.5	4.7	4.9	5.1
			80	MBH	2.9	11.8	20.8	29.7	38.6	47.6	56.5	65.5
				kW	4.2	4.4	4.5	4.7	4.9	5.1	5.3	5.5
		2500	55	MBH	4.1	13.5	22.9	32.4	41.8	51.3	60.7	70.2
				kW	4.1	4.2	4.3	4.4	4.5	4.6	4.7	4.8
			70	MBH	3.1	12.3	21.5	30.7	39.9	49.1	58.3	67.5
				kW	4.3	4.5	4.6	4.7	4.9	5.0	5.2	5.3
			80	MBH	2.2	11.2	20.3	29.3	38.4	47.4	56.5	65.5
				kW	4.7	4.8	5.0	5.1	5.3	5.4	5.6	5.7

XYEA7 heating capacities

Size (ton)	Model	Airflow CFM	Indoor Temp	Capacity and kW	Outdoor temperature (°F) (72% RH)							
					-10	0	10	20	30	40	50	60
A7 (6)	XYE	1800	55	MBH	15.4	24.1	32.7	41.3	50.0	58.6	67.2	75.9
				kW	3.34	3.58	3.81	4.05	4.28	4.52	4.75	4.99
			70	MBH	12.7	21.3	30.0	38.6	47.2	55.9	64.5	73.1
				kW	4.02	4.25	4.49	4.72	4.96	5.19	5.43	5.66
			80	MBH	9.8	18.4	27.0	35.7	44.3	52.9	61.6	70.2
				kW	4.51	4.74	4.98	5.21	5.45	5.68	5.92	6.15
		2400	55	MBH	16.8	25.5	34.1	42.7	51.4	60.0	68.6	77.3
				kW	2.97	3.21	3.44	3.68	3.91	4.15	4.38	4.62
			70	MBH	14.1	22.7	31.3	40.0	48.6	57.2	65.9	74.5
				kW	3.65	3.88	4.12	4.35	4.59	4.82	5.06	5.29
			80	MBH	11.1	19.8	28.4	37.0	45.7	54.3	62.9	71.6
				kW	4.13	4.37	4.60	4.84	5.07	5.31	5.54	5.78
		3000	55	MBH	17.2	25.8	34.5	43.1	51.7	60.4	69.0	77.6
				kW	2.72	2.96	3.19	3.43	3.66	3.90	4.13	4.37
			70	MBH	14.4	23.1	31.7	40.3	49.0	57.6	66.2	74.9
				kW	3.40	3.63	3.87	4.10	4.34	4.57	4.81	5.04
			80	MBH	11.5	20.2	28.8	37.4	46.0	54.7	63.3	71.9
				kW	3.89	4.12	4.36	4.59	4.83	5.06	5.30	5.53

XYE08 heating capacities

Size (ton)	Model	Airflow CFM	Indoor Temp	Capacity and kW	Outdoor temperature (°F) (72% RH)							
					-10	0	10	20	30	40	50	60
08 (7.5)	XYE	2250	55	MBH	20.5	31.9	43.3	54.7	66.2	77.6	89.0	100.5
				kW	4.26	4.56	4.87	5.18	5.49	5.79	6.10	6.41
			70	MBH	16.9	28.4	39.8	51.2	62.7	74.1	85.5	97.0
				kW	4.98	5.29	5.59	5.90	6.21	6.51	6.82	7.13
			80	MBH	15.7	27.2	38.6	50.0	61.5	72.9	84.3	95.8
				kW	5.74	6.05	6.36	6.67	6.97	7.28	7.59	7.89
		3000	55	MBH	20.6	32.1	43.5	54.9	66.4	77.8	89.2	100.7
				kW	3.82	4.12	4.43	4.74	5.05	5.35	5.66	5.97
			70	MBH	17.1	28.6	40.0	51.4	62.9	74.3	85.7	97.2
				kW	4.54	4.85	5.15	5.46	5.77	6.08	6.38	6.69
			80	MBH	15.9	27.3	38.8	50.2	61.6	73.1	84.5	95.9
				kW	5.30	5.61	5.92	6.22	6.53	6.84	7.15	7.45
		3750	55	MBH	21.9	33.3	44.8	56.2	67.6	79.0	90.5	101.9
				kW	3.57	3.88	4.18	4.49	4.80	5.11	5.41	5.72
			70	MBH	18.4	29.8	41.2	52.7	64.1	75.5	87.0	98.4
				kW	4.29	4.60	4.91	5.21	5.52	5.83	6.13	6.44
			80	MBH	17.2	28.6	40.0	51.5	62.9	74.3	85.8	97.2
				kW	5.06	5.36	5.67	5.98	6.29	6.59	6.90	7.21

XYE09 heating capacities

Size (tons)	Model	Airflow CFM	Indoor Temp	Capacity and kW	Outdoor temperature (°F) (72% RH)							
					-10	0	10	20	30	40	50	60
09 (8.5)	XYE	2550	55	MBH	20.6	34.0	47.5	61.0	74.4	87.9	101.4	114.8
				kW	4.30	4.70	5.10	5.50	5.90	6.30	6.70	7.10
			70	MBH	15.1	28.6	42.0	55.5	69.0	82.4	95.9	109.4
				kW	5.32	5.72	6.12	6.52	6.92	7.32	7.72	8.12
			80	MBH	12.1	25.6	39.1	52.5	66.0	79.5	92.9	106.4
				kW	6.19	6.59	6.99	7.39	7.79	8.19	8.59	8.99
		3400	55	MBH	22.4	35.8	49.3	62.8	76.2	89.7	103.2	116.6
				kW	3.63	4.03	4.43	4.82	5.22	5.62	6.02	6.42
			70	MBH	17.0	30.4	43.9	57.4	70.8	84.3	97.8	111.2
				kW	4.66	5.06	5.46	5.85	6.25	6.65	7.05	7.45
			80	MBH	13.9	27.4	40.9	54.3	67.8	81.3	94.7	108.2
				kW	5.52	5.92	6.32	6.71	7.11	7.51	7.91	8.31
		4250	55	MBH	22.7	36.2	49.7	63.1	76.6	90.1	103.5	117.0
				kW	3.25	3.65	4.05	4.44	4.84	5.24	5.64	6.04
			70	MBH	17.3	30.7	44.2	57.7	71.1	84.6	98.1	111.5
				kW	4.27	4.67	5.07	5.47	5.87	6.27	6.67	7.06
			80	MBH	14.3	27.8	41.2	54.7	68.2	81.6	95.1	108.6
				kW	5.14	5.54	5.94	6.34	6.74	7.13	7.53	7.93

XXEA7 heating capacities

Size (ton)	Model	Airflow CFM	Indoor Temp	Capacity and kW	Outdoor temperature (°F) (72% RH)							
					-10	0	10	20	30	40	50	60
A7 (6)	XXE	1800	55	MBH	10.7	20.9	31.0	41.1	51.3	61.4	71.5	81.7
				kW	3.28	3.50	3.72	3.94	4.16	4.38	4.60	4.83
			70	MBH	7.3	17.5	27.6	37.7	47.9	58.0	68.2	78.3
				kW	3.87	4.09	4.32	4.54	4.76	4.98	5.20	5.42
			80	MBH	4.7	14.9	25.0	35.1	45.3	55.4	65.6	75.7
				kW	4.38	4.60	4.82	5.04	5.26	5.48	5.70	5.93
		2400	55	MBH	10.6	20.8	30.9	41.0	51.2	61.3	71.4	81.6
				kW	2.75	2.97	3.20	3.42	3.64	3.86	4.08	4.30
			70	MBH	7.3	17.5	27.6	37.7	47.9	58.0	68.1	78.3
				kW	3.38	3.60	3.82	4.04	4.27	4.49	4.71	4.93
			80	MBH	4.7	14.8	24.9	35.1	45.2	55.4	65.5	75.6
				kW	3.87	4.09	4.31	4.53	4.75	4.97	5.19	5.42
		3000	55	MBH	10.5	20.6	30.8	40.9	51.0	61.2	71.3	81.4
				kW	2.60	2.82	3.04	3.26	3.48	3.70	3.92	4.15
			70	MBH	7.1	17.2	27.4	37.5	47.6	57.8	67.9	78.0
				kW	3.19	3.41	3.64	3.86	4.08	4.30	4.52	4.74
			80	MBH	4.5	14.6	24.8	34.9	45.0	55.2	65.3	75.4
				kW	3.70	3.92	4.14	4.36	4.58	4.80	5.02	5.25

XXE08 heating capacities

Size (ton)	Model	Airflow CFM	Indoor Temp	Capacity and kW	Outdoor temperature (°F) (72% RH)							
					-10	0	10	20	30	40	50	60
08 (7.5)	XXE	2250	55	MBH	16.0	27.6	39.3	51.0	62.6	74.3	86.0	97.6
				kW	4.65	4.85	5.05	5.25	5.45	5.66	5.86	6.06
			70	MBH	11.3	23.0	34.6	46.3	58.0	69.6	81.3	92.9
				kW	5.60	5.80	6.00	6.20	6.41	6.61	6.81	7.01
			80	MBH	7.2	18.9	30.5	42.2	53.8	65.5	77.2	88.8
				kW	6.34	6.54	6.74	6.95	7.15	7.35	7.55	7.75
		3000	55	MBH	19.3	31.0	42.6	54.3	66.0	77.6	89.3	100.9
				kW	4.08	4.28	4.48	4.68	4.89	5.09	5.29	5.49
			70	MBH	14.6	26.3	38.0	49.6	61.3	73.0	84.6	96.3
				kW	5.03	5.23	5.44	5.64	5.84	6.04	6.24	6.44
			80	MBH	10.5	22.2	33.8	45.5	57.2	68.8	80.5	92.1
				kW	5.77	5.97	6.17	6.37	6.58	6.78	6.98	7.18
		3750	55	MBH	19.7	31.4	43.0	54.7	66.3	78.0	89.7	101.3
				kW	3.77	3.97	4.17	4.37	4.58	4.78	4.98	5.18
			70	MBH	15.0	26.7	38.4	50.0	61.7	73.3	85.0	96.7
				kW	4.72	4.92	5.13	5.33	5.53	5.73	5.93	6.13
			80	MBH	10.9	22.6	34.2	45.9	57.6	69.2	80.9	92.5
				kW	5.46	5.66	5.87	6.07	6.27	6.47	6.67	6.87

XXE09 heating capacities

Size (ton)	Model	Airflow CFM	Indoor Temp	Capacity and kW	Outdoor temperature (°F) (72% RH)							
					-10	0	10	20	30	40	50	60
09 (8.5)	XXE	2550	55	MBH	17.0	29.9	42.8	55.7	68.7	81.6	94.5	107.4
				kW	5.83	6.07	6.30	6.54	6.78	7.02	7.25	7.49
			70	MBH	14.1	27.0	39.9	52.8	65.7	78.7	91.6	104.5
				kW	7.06	7.30	7.54	7.78	8.01	8.25	8.49	8.73
			80	MBH	8.8	21.7	34.6	47.5	60.5	73.4	86.3	99.2
				kW	7.88	8.12	8.35	8.59	8.83	9.07	9.30	9.54
		3400	55	MBH	22.2	35.2	48.1	61.0	73.9	86.8	99.7	112.7
				kW	4.58	4.82	5.06	5.30	5.53	5.77	6.01	6.25
			70	MBH	19.2	32.1	45.0	57.9	70.9	83.8	96.7	109.6
				kW	5.79	6.02	6.26	6.50	6.74	6.97	7.21	7.45
			80	MBH	13.9	26.9	39.8	52.7	65.6	78.5	91.5	104.4
				kW	6.61	6.85	7.09	7.32	7.56	7.80	8.04	8.27
		4250	55	MBH	22.1	35.0	48.0	60.9	73.8	86.7	99.6	112.6
				kW	4.08	4.31	4.55	4.79	5.03	5.26	5.50	5.74
			70	MBH	19.2	32.1	45.0	58.0	70.9	83.8	96.7	109.6
				kW	5.31	5.55	5.79	6.02	6.26	6.50	6.74	6.97
			80	MBH	13.9	26.8	39.8	52.7	65.6	78.5	91.4	104.4
				kW	6.13	6.37	6.60	6.84	7.08	7.31	7.55	7.79

XXE12 heating capacities

Size (ton)	Model	Airflow CFM	Indoor Temp	Capacity and kW	Outdoor temperature (°F) (72% RH)							
					-10	0	10	20	30	40	50	60
12 (10)	XXE	3000	55	MBH	12.1	26.5	46.1	65.6	85.2	104.8	124.3	143.9
				kW	5.9	6.2	6.6	7.0	7.3	7.7	8.1	8.4
			70	MBH	4.9	20.1	39.7	59.2	78.8	98.4	117.9	137.5
				kW	7.0	7.4	7.7	8.1	8.5	8.8	9.2	9.6
			80	MBH	3.3	16.9	36.5	56.0	75.6	95.1	114.7	134.3
				kW	7.9	8.3	8.7	9.0	9.4	9.7	10.1	10.5
		4000	55	MBH	12.1	26.6	46.2	66.3	85.3	105.4	124.6	144.0
				kW	5.0	5.4	5.8	6.1	6.5	6.8	7.2	7.6
			70	MBH	5.0	20.2	39.9	59.6	79.0	98.6	118.1	137.6
				kW	6.3	6.6	7.0	7.4	7.7	8.1	8.4	8.8
			80	MBH	4.0	17.0	36.6	56.2	75.7	95.2	114.9	134.6
				kW	7.2	7.5	7.9	8.3	8.6	9.0	9.4	9.7
		5000	55	MBH	19.9	34.3	53.8	73.4	93.0	112.5	132.1	151.6
				kW	4.6	5.0	5.4	5.7	6.1	6.5	6.8	7.2
			70	MBH	13.5	27.9	47.4	67.0	86.6	106.1	125.7	145.3
				kW	5.8	6.2	6.5	6.9	7.2	7.6	8.0	8.3
			80	MBH	10.2	24.7	44.2	63.8	83.3	102.9	122.5	142.0
				kW	6.7	7.1	7.4	7.8	8.2	8.5	8.9	9.2

XQE04 heating capacities

Size (ton)	Model	Airflow CFM	Indoor Temp	Capacity and kW	Outdoor temperature (°F) (72% RH)							
					-10	0	10	20	30	40	50	60
04 (3)	XQE	900	55	MBH	5.9	11.2	16.5	21.8	27.1	32.4	37.7	43.0
				kW	1.93	2.05	2.18	2.30	2.43	2.56	2.68	2.81
			70	MBH	4.0	9.3	14.6	19.9	25.2	30.5	35.8	41.1
				kW	2.38	2.50	2.63	2.75	2.88	3.01	3.13	3.26
			80	MBH	3.0	8.3	13.6	18.9	24.2	29.5	34.8	40.1
				kW	2.78	2.91	3.04	3.16	3.29	3.41	3.54	3.67
		1200	55	MBH	5.8	11.1	16.4	21.7	27.0	32.3	37.6	42.9
				kW	1.62	1.74	1.87	2.00	2.12	2.25	2.37	2.50
			70	MBH	3.9	9.2	14.5	19.8	25.1	30.4	35.7	41.0
				kW	2.06	2.19	2.31	2.44	2.57	2.69	2.82	2.94
			80	MBH	2.8	8.1	13.4	18.7	24.0	29.3	34.6	39.9
				kW	2.47	2.59	2.72	2.85	2.97	3.10	3.22	3.35
		1500	55	MBH	6.5	11.8	17.1	22.4	27.7	33.0	38.3	43.6
				kW	1.49	1.62	1.74	1.87	2.00	2.12	2.25	2.37
			70	MBH	4.6	9.9	15.2	20.5	25.8	31.2	36.5	41.8
				kW	1.94	2.07	2.19	2.32	2.45	2.57	2.70	2.82
			80	MBH	3.6	8.9	14.2	19.5	24.8	30.1	35.4	40.7
				kW	2.35	2.48	2.60	2.73	2.85	2.98	3.11	3.23

XQE05 heating capacities

Size (ton)	Model	Airflow CFM	Indoor Temp	Capacity and kW	Outdoor Temperature (F @ 72% RH)							
					-10	0	10	20	30	40	50	60
05 (4)	XQ	1200	55	MBH	7.9	14.6	21.2	27.9	34.5	41.1	47.8	54.4
				kW	3.1	3.2	3.3	3.4	3.5	3.6	3.7	3.8
			70	MBH	7.3	13.7	20.1	26.6	33.0	39.5	45.9	52.4
				kW	3.6	3.8	3.9	4.0	4.1	4.3	4.4	4.5
			80	MBH	6.6	13.0	19.3	25.7	32.1	38.4	44.8	51.2
				kW	4.1	4.2	4.4	4.5	4.7	4.8	5.0	5.1
		1600	55	MBH	8.3	15.1	21.9	28.7	35.5	42.3	49.1	55.9
				kW	3.0	3.1	3.1	3.2	3.3	3.3	3.4	3.4
			70	MBH	7.8	14.3	20.9	27.5	34.1	40.7	47.2	53.8
				kW	3.4	3.5	3.6	3.7	3.8	3.9	4.0	4.1
			80	MBH	7.0	13.5	20.0	26.5	33.0	39.5	46.0	52.6
				kW	3.8	3.9	4.0	4.1	4.2	4.3	4.4	4.5
		2000	55	MBH	9.1	16.0	22.8	29.7	36.6	43.4	50.3	57.2
				kW	3.3	3.4	3.4	3.4	3.5	3.5	3.6	3.6
			70	MBH	8.2	15.0	21.7	28.5	35.3	42.0	48.8	55.5
				kW	3.8	3.9	3.9	4.0	4.0	4.1	4.1	4.1
			80	MBH	7.0	13.7	20.5	27.3	34.1	40.9	47.6	54.4
				kW	4.2	4.2	4.3	4.3	4.4	4.5	4.5	4.6

XQE06 Heating Capacities

Size (ton)	Model	Airflow CFM	Indoor Temp	Capacity and kW	Outdoor Temperature (F @ 72% RH)							
					-10	0	10	20	30	40	50	60
06 (5)	XQ	1500	55	MBH	8.4	16.7	24.9	33.1	41.3	49.5	57.7	66.0
				kW	3.6	3.7	3.8	4.0	4.1	4.3	4.4	4.5
			70	MBH	6.4	14.4	22.4	30.5	38.5	46.5	54.5	62.5
				kW	4.0	4.1	4.3	4.5	4.7	4.8	5.0	5.2
			80	MBH	--	13.2	21.1	29.0	36.9	44.8	52.7	60.6
				kW	4.4	4.6	4.8	4.9	5.1	5.3	5.5	5.7
		2000	55	MBH	7.8	16.3	24.8	33.2	41.7	50.1	58.6	67.1
				kW	3.8	3.9	4.0	4.1	4.2	4.3	4.4	4.5
			70	MBH	4.7	13.2	21.7	30.2	38.7	47.2	55.7	64.2
				kW	4.2	4.3	4.4	4.6	4.7	4.8	4.9	5.0
			80	MBH	--	9.5	18.2	27.0	35.7	44.5	53.2	61.9
				kW	4.5	4.7	4.8	4.9	5.1	5.2	5.3	5.5
		2500	55	MBH	7.8	16.5	25.3	34.0	42.7	51.4	60.1	68.8
				kW	4.0	4.1	4.1	4.2	4.2	4.3	4.4	4.4
			70	MBH	4.2	13.0	21.9	30.7	39.6	48.4	57.2	66.1
				kW	4.4	4.5	4.6	4.6	4.7	4.8	4.9	5.0
			80	MBH	3.7	12.2	20.7	29.2	37.8	46.3	54.8	63.3
				kW	4.8	4.9	5.0	5.1	5.2	5.2	5.3	5.4

Drive selection

1. Determine side or bottom supply duct Application.
2. Determine desired airflow.
3. Calculate or measure the amount of external static pressure.
4. Add or deduct any additional static resistance from "Additional Static Resistance Table".
5. Using the operating point determined from steps 1, 2 and 3, locate this point on the appropriate supply air blower performance table. (Linear interpolation may be necessary.)
6. Noting the RPM and BHP from step 4, locate the appropriate motor and, or drive on the RPM selection table.
7. Review the BHP compared to the motor options available. Select the appropriate motor and, or drive.
8. Review the RPM range for the motor options available. Select the appropriate drive if multiple drives are available for the chosen motor.
9. Determine turns open to obtain the desired operation point.

Example

1. 1600 CFM
2. 1.4 iwg
3. Using the airflow performance table below, the following data point was located: 1417 RPM and 1.28 BHP.
4. Using the RPM selection table below, Model XYE and Size 05 (4-Tons) is found.
5. The High Static Option is selected to achieve the required 1417 RPM.
6. Using the High Static Option, 2 turns open will achieve 1417 RPM.

Airflow performance**Example supply air blower performance****XYE05 (4.0 ton) bottom duct**

CFM	Available External Static															
	0.2		0.4		0.6		0.8		1.0		1.2		1.4		1.6	
	RPM	BHP	RPM	BHP	RPM	BHP	RPM	BHP	RPM	BHP	RPM	BHP	RPM	BHP	RPM	BHP
1200	801	0.25	903	0.38	999	0.51	1089	0.63	1173	0.76	1252	0.88	1327	1.00	1396	1.11
1300	822	0.31	924	0.44	1020	0.57	1110	0.69	1194	0.82	1273	0.94	1348	1.06	1417	1.17
1400	844	0.38	946	0.51	1042	0.64	1132	0.76	1216	0.89	1295	1.01	1370	1.13	1439	1.24
1500	867	0.46	969	0.59	1065	0.71	1155	0.84	1239	0.96	1319	1.08	1393	1.20	1462	1.32
1600	891	0.54	993	0.67	1089	0.79	1179	0.92	1264	1.04	1343	1.16	1417	1.28	1486	1.40
1700	917	0.63	1019	0.75	1115	0.88	1205	1.01	1289	1.13	1368	1.25	1442	1.37	1512	1.48
1800	943	0.72	1045	0.85	1141	0.97	1231	1.10	1316	1.22	1395	1.34	1469	1.46	1538	1.58
1900	971	0.81	1073	0.94	1169	1.07	1259	1.19	1344	1.32	1423	1.44	1497	1.56	1566	1.67
2000	1000	0.92	1102	1.04	1198	1.17	1288	1.29	1372	1.42	1452	1.54	1526	1.66	1595	1.77

$$\text{kW} = 0.929 \times \text{BHP}$$

	Medium Static Option with Motor rated at 2.4-hp
	High Static Option with Motor rated at 2.4-hp
Bold	Field-supplied AK41 x 3/4 in. fixed blower pulley with motor rated at 2.4-hp
--	Exceeds recommended blower speed

Example RPM selection

Model	Size (ton)	Airflow Option	Phase	Max BHP	Blower Sheave	Motor Sheave	6 Turns Open	5 Turns Open	4 Turns Open	3 Turns Open	2 Turns Open	1 Turns Open	Fully Closed
XYE	05 (4)	Std.				Direct Drive							
		Med.	3	2.4	AK46	1VL34	N/A	792	875	958	1042	1125	1208
		H. Static	3	2.4	AK46	1VL44	N/A	1167	1250	1333	1417	1500	1593

Example additional static resistance

Model	Size (ton)	CFM	Economizer ^{1 2}	4 in. Filter ¹	Electric Heat kW ²				
					6/6.5	9.2/10.5/11	13.8/14/16	23	---
XYE	05 (4.0)	1200	0.24	---	0.01	0.01	0.02	0.03	---
		1300	0.28	---	0.01	0.01	0.03	0.03	---
		1400	0.33	---	0.02	0.02	0.03	0.04	---
		1500	0.44	---	0.02	0.02	0.04	0.04	---
		1600	0.52	---	0.02	0.02	0.04	0.05	---
		1700	0.59	---	0.03	0.03	0.05	0.05	---
		1800	0.66	---	0.03	0.03	0.05	0.06	---
		1900	0.74	---	0.04	0.04	0.06	0.07	---
		2000	0.81	---	0.04	0.04	0.07	0.08	---

Altitude and temperature correction for CFM, static pressure and power.

The information below should be used to assist in application of product when being applied at altitudes at or exceeding 1000 ft above sea level.

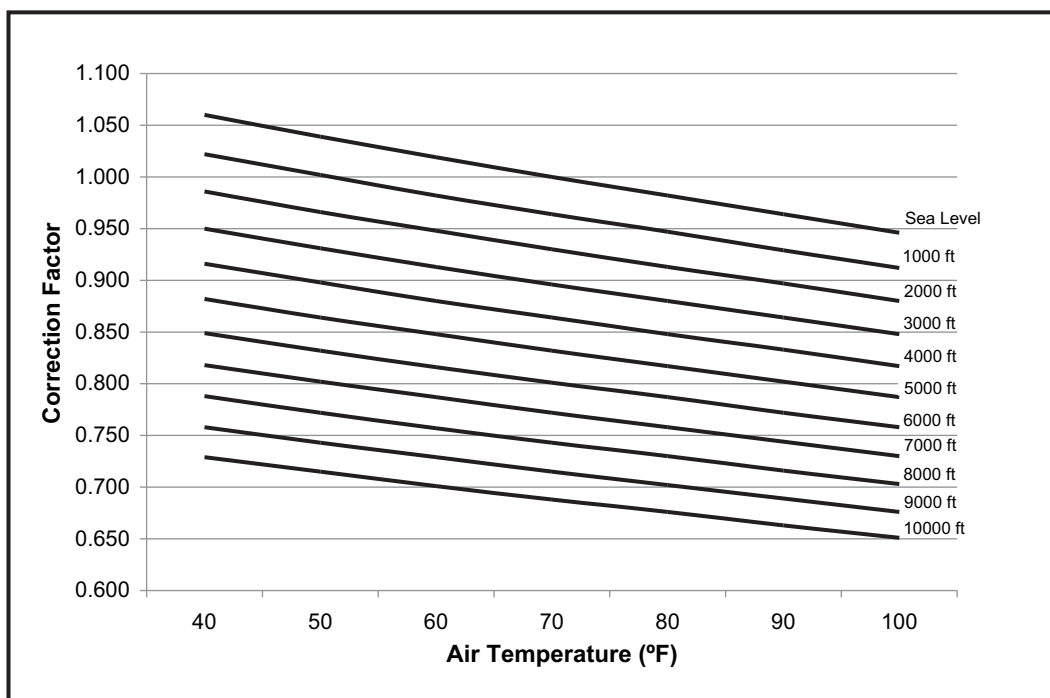
The air flow rates listed in the standard blower performance tables are based on standard air at sea level. As the altitude or temperature increases, the density of air decreases. In order to

use the indoor blower tables for high altitude applications, certain corrections are necessary.

A centrifugal fan is a "constant volume" device. This means that, if the RPM remains constant, the CFM delivered is the same regardless of the density of the air. However, since the air at high altitude is less dense, less static pressure will be generated and less power will be required than a similar application at sea level. Air density correction factors are shown below.

Altitude/temperature correction factors

Air Temp. (°F)	Altitude (ft)										
	0	1000	2000	3000	4000	5000	6000	7000	8000	9000	10000
40	1.060	1.022	0.986	0.950	0.916	0.882	0.849	0.818	0.788	0.758	0.729
50	1.039	1.002	0.966	0.931	0.898	0.864	0.832	0.802	0.772	0.743	0.715
60	1.019	0.982	0.948	0.913	0.880	0.848	0.816	0.787	0.757	0.729	0.701
70	1.000	0.964	0.930	0.896	0.864	0.832	0.801	0.772	0.743	0.715	0.688
80	0.982	0.947	0.913	0.880	0.848	0.817	0.787	0.758	0.730	0.702	0.676
90	0.964	0.929	0.897	0.864	0.833	0.802	0.772	0.744	0.716	0.689	0.663
100	0.946	0.912	0.880	0.848	0.817	0.787	0.758	0.730	0.703	0.676	0.651



The examples below will assist in determining the airflow performance of the product at altitude.

Example 1: What are the corrected CFM, static pressure, and BHP at an elevation of 5,000 ft if the airflow performance data is 3,000 CFM, 1.4 IWC and 2.0 BHP?

Solution: At an elevation of 5,000 ft the indoor blower will still deliver 3,000 CFM if the rpm is unchanged. However, the Altitude correction must be used to determine the static pressure and BHP. Since no temperature data is given, we will assume an Air Temperature of 70°F. The Altitude/Temperature Factors show the correction factor to be 0.832.

$$\text{Corrected static pressure} = 1.4 \times 0.832 = 1.16 \text{ IWC}$$

$$\text{Corrected BHP} = 2.0 \times 0.832 = 1.66$$

Example 2: A system, located at 5,000 ft of elevation, is to deliver 3,000 CFM at a static pressure of 1.4". Use the unit blower tables to select the blower speed and the BHP requirement.

Solution: As in the example above, no temperature information is given so 70°F is assumed.

The 1.4 in. static pressure given is at an elevation of 5,000 ft. The first step is to convert this static pressure to equivalent sea level conditions.

$$\text{Sea level static pressure} = 1.4 \text{ in.} / .832 = 1.68"$$

Enter the Supply Air Blower Performance Table at 3,000 CFM and static pressure of 1.68". The rpm listed will be the same rpm needed at 5,000 ft.

Suppose that the corresponding BHP listed in the table is 2.0.
This value must be corrected for elevation.

BHP at 5,000 ft = 2.0 x .832 = 1.66

Indoor blower specifications

Model	Size (ton)	Airflow option	Motor						Motor sheave			Blower sheave			Belt
			Phase	Bhp	RPM	Eff.	SF	Frame	Datum Dia. (in.)	Bore (in.)	Model	Datum Dia. (in.)	Bore (in.)	Model	
XYE	04 (3)	Std.	Direct drive												
		Med.	1	1.5	1725	0.79	1.15	56HZ	1.9 - 2.9	5/8	1VL34	4.2	3/4	AK46	A39
		Med.	3	2.4	1725	0.80	1.15	56Y	1.9 - 2.9	5/8	1VL34	4.2	3/4	AK46	A39
		H. Static	3	2.4	1725	0.80	1.15	56Y	2.8 - 3.8	5/8	1VL44	4.2	3/4	AK46	A40
XYE	05 (4)	Std.	Direct drive												
		Med.	1	1.5	1725	0.79	1.15	56HZ	1.9 - 2.9	5/8	1VL34	4.2	3/4	AK46	A39
		Med.	3	2.4	1725	0.80	1.15	56Y	1.9 - 2.9	5/8	1VL34	4.2	3/4	AK46	A39
		H. Static	3	2.4	1725	0.80	1.15	56Y	2.8 - 3.8	5/8	1VL44	4.2	3/4	AK46	A40
XYE	06 (5)	Std.	Direct drive												
		Med.	1	1.5	1750	0.83	1.15	56H	1.9 - 2.9	5/8	1VL34	4.2	3/4	AK46	A37
		Med.	3	2.4	1750	0.87	1.15	56HZ	1.9 - 2.9	5/8	1VL34	4.2	3/4	AK46	A37
		H. Static	3	2.9	1750	0.87	1.15	56Z	2.8 - 3.8	7/8	1VL44	4.2	3/4	AK46	A39
XYE	A7 (6)	Std.	3	2.4	1725	0.80	1.15	56Y	1.9 - 2.9	5/8	1VL34	7.0	1	AK74	A47
		Med.	3	2.9	1725	0.81	1.15	56Y	2.8 - 3.8	7/8	1VL44	7.0	1	AK74	A48
		H. Static	3	3.7	1725	0.84	1.15	56HZ	3.4 - 4.4	7/8	1VP50	7.0	1	AK74	A48
XYE	08 (7.5)	Std.	3	2.4	1725	0.80	1.15	56Y	1.9 - 2.9	5/8	1VL34	7.0	1	AK74	A47
		Med.	3	2.4	1725	0.80	1.15	56Y	2.8 - 3.8	5/8	1VL44	7.0	1	AK74	A48
		H. Static	3	3.7	1725	0.84	1.15	56HZ	3.4 - 4.4	7/8	1VP50	7.0	1	AK74	A50
XYE	09 (8.5)	Std.	3	2.4	1725	0.80	1.15	56Y	1.9 - 2.9	5/8	1VL34	7.0	1	AK74	A47
		Med.	3	2.4	1725	0.80	1.15	56Y	2.8 - 3.8	5/8	1VL44	7.0	1	AK74	A48
		H. Static	3	3.7	1725	0.84	1.15	56HZ	3.4 - 4.4	7/8	1VP50	7.0	1	AK74	A50
XXE	A7 (6)	Std.	3	2.4	1725	0.80	1.15	56Y	1.9 - 2.9	5/8	1VL34	4.7	3/4	AK51	A39
		Med.	3	2.9	1725	0.81	1.15	56Y	2.8 - 3.8	7/8	1VL44	4.7	3/4	AK51	A40
		H. Static	3	3.7	1725	0.84	1.15	56HZ	3.4 - 4.4	7/8	1VP50	4.7	3/4	AK51	A41
XXE	08 (7.5)	Std.	3	2.4	1725	0.80	1.15	56Y	1.9 - 2.9	5/8	1VL34	7.0	1	AK74	A47
		Med.	3	2.4	1725	0.80	1.15	56Y	2.8 - 3.8	5/8	1VL44	7.0	1	AK74	A48
		H. Static	3	3.7	1725	0.84	1.15	56HZ	3.4 - 4.4	7/8	1VP50	7.0	1	AK74	A50
XXE	09 (8.5)	Std.	3	2.4	1725	0.80	1.15	56Y	1.9 - 2.9	5/8	1VL34	7.0	1	AK74	A47
		Med.	3	2.4	1725	0.80	1.15	56Y	2.8 - 3.8	5/8	1VL44	7.0	1	AK74	A48
		H. Static	3	3.7	1725	0.84	1.15	56HZ	3.4 - 4.4	7/8	1VP50	7.0	1	AK74	A50
XXE	12 (10)	Std.	3	2.4	1725	0.80	1.15	56Y	2.8 - 3.8	5/8	1VL44	7.5	1	AK79	A50
		Med.	3	3.7	1725	0.84	1.15	56HZ	3.4 - 4.4	7/8	1VP50	7.5	1	AK79	A50
		H. Static	3	5.25	1725	0.84	1.15	145TY	4.3 - 5.3	7/8	1VP56	7.9	1	BK85	BX52
XQE	04 (3)	Std.	Direct drive												
		Med.	1	1.5	1725	0.79	1.15	56HZ	1.9 - 2.9	5/8	1VL34	4.2	3/4	AK46	A39
		Med.	3	2.4	1725	0.80	1.15	56Y	1.9 - 2.9	5/8	1VL34	4.2	3/4	AK46	A39
		H. Static	3	2.4	1725	0.80	1.15	56Y	2.8 - 3.8	5/8	1VL44	4.2	3/4	AK46	A40
XQE	05 (4)	Std.	Direct drive												
		Med.	1	1.5	1725	0.79	1.15	56HZ	1.9 - 2.9	5/8	1VL34	4.2	3/4	AK46	A39
		Med.	3	2.4	1725	0.80	1.15	56Y	1.9 - 2.9	5/8	1VL34	4.2	3/4	AK46	A39
		H. Static	3	2.4	1725	0.80	1.15	56Y	2.8 - 3.8	5/8	1VL44	4.2	3/4	AK46	A40
XQE	06 (5)	Std.	Direct drive												
		Med.	1	1.5	1750	0.83	1.15	56H	1.9 - 2.9	5/8	1VL34	4.2	3/4	AK46	A37
		Med.	3	2.4	1750	0.87	1.15	56HZ	1.9 - 2.9	5/8	1VL34	4.2	3/4	AK46	A37
		H. Static	3	2.9	1750	0.87	1.15	56Z	2.8 - 3.8	7/8	1VL44	4.2	3/4	AK46	A39

RPM selection

Model	Size (ton)	Airflow option	Phase	Max BHP	Blower Sheave	Motor Sheave	6 Turns Open	5 Turns Open	4 Turns Open	3 Turns Open	2 Turns Open	1 Turns Open	Fully Closed
XYE	04 (3)	Std.					Direct Drive						
		Med	1	1.5	AK46	1VL34	N/A	792	875	958	1042	1125	1208
		H. Static	3	2.4	AK46	1VL34	N/A	792	875	958	1042	1125	1208
XYE	05 (4)	Std.					Direct Drive						
		Med	1	1.5	AK46	1VL34	N/A	792	875	958	1042	1125	1208
		H. Static	3	2.4	AK46	1VL34	N/A	792	875	958	1042	1125	1208
XYE	06 (5)	Std.					Direct Drive						
		Med	1	1.5	AK46	1VL34	N/A	792	875	958	1042	1125	1208
		H. Static	3	2.4	AK46	1VL34	N/A	792	875	958	1042	1125	1208
XYE	A7 (6)	Std.					Direct Drive						
		Med	3	2.4	AK46	1VL34	N/A	792	875	958	1042	1125	1208
		H. Static	3	2.4	AK46	1VL34	N/A	792	875	958	1042	1125	1208
XYE	08 (7.5)	Std.					Direct Drive						
		Med	3	2.4	AK46	1VL34	N/A	792	875	958	1042	1125	1208
		H. Static	3	2.4	AK46	1VL34	N/A	792	875	958	1042	1125	1208
XYE	09 (8.5)	Std.					Direct Drive						
		Med	3	2.4	AK46	1VL34	N/A	792	875	958	1042	1125	1208
		H. Static	3	2.4	AK46	1VL34	N/A	792	875	958	1042	1125	1208
XXE	A7 (6)	Std.					Direct Drive						
		Med	3	2.4	AK46	1VL34	N/A	792	875	958	1042	1125	1208
		H. Static	3	2.4	AK46	1VL34	N/A	792	875	958	1042	1125	1208
XXE	08 (7.5)	Std.					Direct Drive						
		Med	3	2.4	AK46	1VL34	N/A	792	875	958	1042	1125	1208
		H. Static	3	2.4	AK46	1VL34	N/A	792	875	958	1042	1125	1208
XXE	9 (8.5)	Std.					Direct Drive						
		Med	3	2.4	AK46	1VL34	N/A	792	875	958	1042	1125	1208
		H. Static	3	2.4	AK46	1VL34	N/A	792	875	958	1042	1125	1208
XXE	12 (10)	Std.					Direct Drive						
		Med	3	2.4	AK46	1VL34	N/A	792	875	958	1042	1125	1208
		H. Static	3	2.4	AK46	1VL34	N/A	792	875	958	1042	1125	1208
XQE	04 (3)	Std.					Direct Drive						
		Med	1	1.5	AK46	1VL34	N/A	792	875	958	1042	1125	1208
		H. Static	3	2.4	AK46	1VL34	N/A	792	875	958	1042	1125	1208
XQE	05 (4)	Std.					Direct Drive						
		Med	1	1.5	AK46	1VL34	N/A	792	875	958	1042	1125	1208
		H. Static	3	2.4	AK46	1VL34	N/A	792	875	958	1042	1125	1208
XQE	06 (5)	Std.					Direct Drive						
		Med	1	1.5	AK46	1VL34	N/A	792	875	958	1042	1125	1208
		H. Static	3	2.4	AK46	1VL34	N/A	792	875	958	1042	1125	1208

Additional static resistance - XYE04-06

Model	Size (ton)	CFM	Economizer ^{1 2}	4 in. Filter ¹	Electric heat kW ²				
					6/6.5	9.2/10.5/11	13.8/14/16	23	---
XYE	04 (3.0)	900	0.15	---	0.00	0.00	0.01	0.01	---
		1000	0.18	---	0.00	0.00	0.02	0.02	---
		1100	0.21	---	0.01	0.01	0.02	0.03	---
		1200	0.24	---	0.01	0.01	0.02	0.03	---
		1300	0.28	---	0.01	0.01	0.03	0.03	---
		1400	0.33	---	0.02	0.02	0.03	0.04	---
		1500	0.44	---	0.02	0.02	0.04	0.04	---
XYE	05 (4.0)	1200	0.24	---	0.01	0.01	0.02	0.03	---
		1300	0.28	---	0.01	0.01	0.03	0.03	---
		1400	0.33	---	0.02	0.02	0.03	0.04	---
		1500	0.44	---	0.02	0.02	0.04	0.04	---
		1600	0.52	---	0.02	0.02	0.04	0.05	---
		1700	0.59	---	0.03	0.03	0.05	0.05	---
		1800	0.66	---	0.03	0.03	0.05	0.06	---
		1900	0.74	---	0.04	0.04	0.06	0.07	---
		2000	0.81	---	0.04	0.04	0.07	0.08	---
XYE	06 (5.0)	1800	0.66	---	0.03	0.03	0.05	0.06	---
		2000	0.81	---	0.04	0.04	0.07	0.08	---
		2200	0.95	---	0.06	0.06	0.08	0.09	---
		2400	1.10	---	0.07	0.07	0.10	0.11	---
		2500	1.17	---	0.08	0.08	0.11	0.12	---

1. Deduct these values from the available external static pressure shown in the respective Blower Performance Tables.

2. The pressure drop through the economizer is greater for 100% outdoor air than for 100% return air. If the resistance of the return air duct is less than 0.25 IWG, the unit will deliver less CFM during full economizer operation.

Additional static resistance - XYE7

Model	Size (ton)	CFM	Economizer ^{1 2}	4 in. Filter ¹	Electric Heat kW ²		
					6/6.5	16/16.5/17	24.8/25.5/27.8
XYE	A7 (6)	1800	0.11	---	0.03	0.05	0.06
		1900	0.11	---	0.04	0.06	0.06
		2000	0.11	---	0.04	0.06	0.07
		2100	0.12	---	0.05	0.07	0.08
		2200	0.12	---	0.06	0.07	0.09
		2300	0.12	---	0.06	0.08	0.09
		2400	0.13	---	0.07	0.08	0.10
		2500	0.13	---	0.08	0.09	0.11
		2600	0.13	---	0.08	0.09	0.11
		2700	0.15	---	0.09	0.10	0.12
		2800	0.15	---	0.09	0.10	0.12
		2900	0.16	---	0.10	0.11	0.13
		3000	0.17	---	0.11	0.12	0.14

1. Deduct these values from the available external static pressure shown in the respective Blower Performance Tables.

2. The pressure drop through the economizer is greater for 100% outdoor air than for 100% return air. If the resistance of the return air duct is less than 0.25 IWG, the unit will deliver less CFM during full economizer operation.

Additional static resistance - XYE08 - 09

Model	Size (ton)	CFM	Economizer ^{1 2}	4 in. Filter ¹	Electric Heat kW ²			
					16/16.5/17	24.8/25.5/27.8	32/33/34	41.7/42.4
XYE	08 (7.5), 09 (8.5)	2200	0.11	---	0.07	0.09	0.10	0.12
		2600	0.13	---	0.09	0.11	0.12	0.15
		3000	0.17	---	0.12	0.14	0.15	0.19
		3400	0.20	---	0.15	0.18	0.19	0.23
		3800	0.25	---	0.19	0.22	0.23	0.27
		4000	0.28	---	0.21	0.24	0.25	0.30
		4400	0.33	---	0.25	0.29	0.30	0.35
		4800	0.38	---	0.30	0.34	0.35	0.41
		5200	0.43	---	0.35	0.39	0.41	0.47
		5600	0.46	---	0.41	0.45	0.47	0.54
		6000	0.50	---	0.48	0.52	0.54	0.60

1. Deduct these values from the available external static pressure shown in the respective Blower Performance Tables.
2. The pressure drop through the economizer is greater for 100% outdoor air than for 100% return air. If the resistance of the return air duct is less than 0.25 IWG, the unit will deliver less CFM during full economizer operation.

Additional static resistance - XXE7

Model	Size (ton)	CFM	Economizer ^{1 2}	4 in. Filter ²	Electric Heat kW ²							
					6/6.5	9.2/10.5/11	13.8/14/16	16/16.5/17	23	24.8/25.5/27.8	32/33/34	41.7/42.4
XXE	A7 (6.0)	1800	0.13	---	0.03	0.03	0.05	---	---	---	---	---
		2000	0.15	---	0.04	0.04	0.06	---	---	---	---	---
		2200	0.18	---	0.06	0.06	0.07	---	---	---	---	---
		2400	0.21	---	0.07	0.07	0.08	---	---	---	---	---
		2600	0.24	---	0.08	0.08	0.09	---	---	---	---	---
		2800	0.29	---	0.09	0.09	0.10	---	---	---	---	---
		3000	0.35	---	0.11	0.11	0.12	---	---	---	---	---

1. Deduct these values from the available external static pressure shown in the respective Blower Performance Tables.
2. The pressure drop through the economizer is greater for 100% outdoor air than for 100% return air. If the resistance of the return air duct is less than 0.25 IWG, the unit will deliver less CFM during full economizer operation.

Additional static resistance - XXE08-12

Model	Size (ton)	CFM	Economizer ^{1 2}	4 in. Filter ¹	Electric Heat kW ²			
					16/16.5/17	24.8/25.5/27.8	32/33/34	41.7/42.4
XXE	08 (7.5), 09 (8.5)	2200	0.11	---	0.07	0.09	0.10	0.12
		2600	0.13	---	0.09	0.11	0.12	0.15
		3000	0.17	---	0.12	0.14	0.15	0.19
		3400	0.20	---	0.15	0.18	0.19	0.23
		3800	0.25	---	0.19	0.22	0.23	0.27
		4000	0.28	---	0.21	0.24	0.25	0.30
		4400	0.33	---	0.25	0.29	0.30	0.35
		4800	0.38	---	0.30	0.34	0.35	0.41
		5200	0.43	---	0.35	0.39	0.41	0.47
		5600	0.46	---	0.41	0.45	0.47	0.54
		6000	0.50	---	0.48	0.52	0.54	0.60
XXE	12 (10.0)	2200	0.11	---	0.07	0.09	0.10	0.12
		2600	0.13	---	0.09	0.11	0.12	0.15
		3000	0.17	---	0.12	0.14	0.15	0.19
		3400	0.20	---	0.15	0.18	0.19	0.23
		3800	0.25	---	0.19	0.22	0.23	0.27
		4000	0.28	---	0.21	0.24	0.25	0.30
		4400	0.33	---	0.25	0.29	0.30	0.35
		4800	0.38	---	0.30	0.34	0.35	0.41
		5200	0.43	---	0.35	0.39	0.41	0.47
		5600	0.46	---	0.41	0.45	0.47	0.54
		6000	0.50	---	0.48	0.52	0.54	0.60

1. Deduct these values from the available external static pressure shown in the respective Blower Performance Tables.

2. The pressure drop through the economizer is greater for 100% outdoor air than for 100% return air. If the resistance of the return air duct is less than 0.25 IWG, the unit will deliver less CFM during full economizer operation.

Additional static resistance - XQE04-06

Model	Size (ton)	CFM	Economizer ^{1 2}	4 in. Filter ¹	Electric Heat kW ²				
					6/6.5	9.2/10.5/11	13.8/14/16	23	---
XQE	04 (3.0)	900	0.15	---	0.00	0.00	0.01	0.01	---
		1000	0.18	---	0.00	0.00	0.02	0.02	---
		1100	0.21	---	0.01	0.01	0.02	0.03	---
		1200	0.24	---	0.01	0.01	0.02	0.03	---
		1300	0.28	---	0.01	0.01	0.03	0.03	---
		1400	0.33	---	0.02	0.02	0.03	0.04	---
		1500	0.44	---	0.02	0.02	0.04	0.04	---
XQE	05 (4.0)	1200	0.24	---	0.01	0.01	0.02	0.03	---
		1300	0.28	---	0.01	0.01	0.03	0.03	---
		1400	0.33	---	0.02	0.02	0.03	0.04	---
		1500	0.44	---	0.02	0.02	0.04	0.04	---
		1600	0.52	---	0.02	0.02	0.04	0.05	---
		1700	0.59	---	0.03	0.03	0.05	0.05	---
		1800	0.66	---	0.03	0.03	0.05	0.06	---
		1900	0.74	---	0.04	0.04	0.06	0.07	---
XQE	06 (5.0)	2000	0.81	---	0.04	0.04	0.07	0.08	---
		1800	0.66	---	0.03	0.03	0.05	0.06	---
		2000	0.81	---	0.04	0.04	0.07	0.08	---
		2200	0.95	---	0.06	0.06	0.08	0.09	---
		2400	1.10	---	0.07	0.07	0.10	0.11	---
		2500	1.17	---	0.08	0.08	0.11	0.12	---

1. Deduct these values from the available external static pressure shown in the respective Blower Performance Tables.

2. The pressure drop through the economizer is greater for 100% outdoor air than for 100% return air. If the resistance of the return air duct is less than 0.25 IWG, the unit will deliver less CFM during full economizer operation.

Airflow performance

XYE04-09 side duct application (belt drive)

XYE04 (3.0 ton) side duct

CFM	Available External Static													
	0.2		0.4		0.6		0.8		1.0		1.2		1.4	
	RPM	BHP	RPM	BHP	RPM	BHP	RPM	BHP	RPM	BHP	RPM	BHP	RPM	BHP
900			810	0.27	922	0.38	1024	0.49	1118	0.59	1205	0.69	1285	0.80
1000	703	0.19	826	0.31	938	0.43	1041	0.53	1135	0.64	1221	0.74	1301	0.85
1100	721	0.25	843	0.37	956	0.48	1058	0.59	1152	0.69	1239	0.80	1319	0.90
1200	738	0.31	861	0.43	973	0.54	1076	0.65	1170	0.75	1256	0.86	1336	0.96
1300	756	0.38	879	0.50	991	0.61	1094	0.72	1188	0.82	1274	0.92	1354	1.03
1400	774	0.45	897	0.57	1009	0.68	1112	0.79	1206	0.89	1292	1.00	1372	1.10
1500	792	0.53	915	0.65	1027	0.76	1129	0.87	1223	0.97	1310	1.07	1390	1.18

$$kW = 0.929 \times BHP$$

Bold	Field-supplied AK51 x 3/4 in. fixed blower pulley with motor rated at 2.4-hp
	Medium Static Option with Motor rated at 2.4-hp
	High Static Option with Motor rated at 2.4-hp
Bold	Field-supplied AK41 x 3/4 in. fixed blower pulley with motor rated at 2.4-hp

XYE05 (4.0 ton) side duct

CFM	Available External Static													
	0.2		0.4		0.6		0.8		1.0		1.2		1.4	
	RPM	BHP	RPM	BHP	RPM	BHP	RPM	BHP	RPM	BHP	RPM	BHP	RPM	BHP
1200	759	0.28	860	0.38	957	0.49	1050	0.62	1139	0.76	1224	0.89	1306	1.03
1300	777	0.34	878	0.44	975	0.55	1068	0.68	1157	0.81	1242	0.95	1324	1.08
1400	796	0.40	897	0.50	995	0.61	1088	0.74	1177	0.88	1262	1.01	1343	1.15
1500	816	0.46	918	0.56	1015	0.68	1108	0.81	1197	0.94	1282	1.08	1363	1.21
1600	837	0.53	938	0.63	1035	0.75	1129	0.88	1218	1.01	1303	1.15	1384	1.28
1700	858	0.61	960	0.71	1057	0.83	1150	0.95	1239	1.09	1324	1.22	1405	1.36
1800	880	0.69	981	0.79	1078	0.91	1171	1.04	1260	1.17	1345	1.31	1427	1.44
1900	902	0.78	1003	0.88	1100	1.00	1193	1.12	1282	1.26	1367	1.40	1448	1.53
2000	924	0.88	1025	0.98	1122	1.09	1215	1.22	1304	1.35	1389	1.49	1470	1.62

$$kW = 0.929 \times BHP$$

Bold	Field-supplied AK51 x 3/4 in. fixed blower pulley with motor rated at 2.4-hp
	Medium Static Option with Motor rated at 2.4-hp
	High Static Option with Motor rated at 2.4-hp
Bold	Field-supplied AK41 x 3/4 in. fixed blower pulley with motor rated at 2.4-hp
--	Exceeds recommended blower speed

XYE06 (5.0 ton) side duct

CFM	Available External Static													
	0.2		0.4		0.6		0.8		1.0		1.2		1.4	
	RPM	BHP	RPM	BHP	RPM	BHP	RPM	BHP	RPM	BHP	RPM	BHP	RPM	BHP
1500	770	0.40	836	0.50	901	0.60	964	0.69	1025	0.79	1084	0.89	1142	0.98
1600	779	0.45	845	0.54	910	0.64	973	0.74	1034	0.83	1093	0.93	1151	1.02
1700	791	0.50	857	0.60	922	0.69	985	0.79	1046	0.89	1105	0.98	1162	1.07
1800	805	0.56	872	0.66	936	0.75	999	0.85	1060	0.95	1120	1.04	1177	1.13
1900	822	0.63	888	0.72	953	0.82	1016	0.92	1077	1.01	1136	1.11	1194	1.20
2000	841	0.70	907	0.80	972	0.89	1035	0.99	1096	1.09	1155	1.18	1212	1.27
2100	862	0.78	928	0.87	993	0.97	1056	1.07	1117	1.16	1176	1.26	1233	1.35
2200	885	0.86	951	0.96	1016	1.05	1079	1.15	1140	1.25	1199	1.34	1256	1.43
2300	910	0.95	976	1.04	1040	1.14	1103	1.23	1165	1.33	1224	1.43	1281	1.52
2400	936	1.03	1002	1.13	1067	1.23	1130	1.32	1191	1.42	1250	1.52	1307	1.61
2500	964	1.13	1030	1.22	1095	1.32	1158	1.41	1219	1.51	1278	1.61	1335	1.70

$$kW = 0.857 \times BHP$$

Bold	Field-supplied AK51 x 3/4 in. fixed blower pulley with motor rated at 2.4-hp
	Medium Static Option with Motor rated at 2.4-hp
	High Static Option with Motor rated at 2.9-hp

XYEA7 (6.0 ton) side duct

CFM	Available External Static											
	0.20		0.40		0.60		0.80		1.00		1.20	
	RPMs	BHP	RPMs	BHP	RPMs	BHP	RPMs	BHP	RPMs	BHP	RPMs	BHP
1800	532	0.30	592	0.48	647	0.66	698	0.84	746	1.02	793	1.19
1900	540	0.34	600	0.52	655	0.70	706	0.88	754	1.06	802	1.23
2000	548	0.39	609	0.56	664	0.74	714	0.92	763	1.10	810	1.27
2100	558	0.43	618	0.61	673	0.79	724	0.97	772	1.15	820	1.32
2200	567	0.48	628	0.66	683	0.84	733	1.02	782	1.20	829	1.37
2300	578	0.53	638	0.71	693	0.89	744	1.07	792	1.25	839	1.42
2400	588	0.59	648	0.76	703	0.94	754	1.12	802	1.30	850	1.47
2500	599	0.64	659	0.82	714	1.00	765	1.18	813	1.36	861	1.53
2600	610	0.71	670	0.88	725	1.06	776	1.24	824	1.42	872	1.59
2700	622	0.77	682	0.95	737	1.13	788	1.31	836	1.49	883	1.66
2800	633	0.84	694	1.02	749	1.20	799	1.38	848	1.56	895	1.73
2900	646	0.92	706	1.09	761	1.27	812	1.46	860	1.63	907	1.80
3000	658	1.00	718	1.17	773	1.35	824	1.54	872	1.71	920	1.88

	Standard Static Option with Motor rated at 2.4-Max Bhp
	Medium Static Option with Motor rated at 2.4-Max Bhp
	High Static Option with Motor rated at 3.7-Max Bhp
--	Exceeds recommended blower speed

XYE08 (7.5 ton) side duct

CFM	Available External Static											
	0.2		0.4		0.6		0.8		1.0		1.2	
	RPM	BHP	RPM	BHP	RPM	BHP	RPM	BHP	RPM	BHP	RPM	BHP
2250	562	0.17	616	0.36	671	0.57	726	0.78	781	1.00	835	1.20
2400	567	0.26	620	0.45	675	0.65	730	0.87	785	1.08	839	1.29
2600	572	0.38	625	0.58	680	0.78	736	0.99	790	1.21	844	1.42
2800	578	0.53	632	0.72	687	0.93	742	1.14	797	1.35	850	1.56
3000	586	0.69	639	0.88	694	1.08	749	1.30	804	1.51	858	1.72
3200	595	0.86	648	1.05	703	1.25	758	1.46	813	1.68	867	1.89
3400	606	1.03	660	1.23	714	1.43	770	1.64	824	1.86	878	2.07
3600	619	1.22	673	1.41	728	1.62	783	1.83	838	2.04	891	2.25
3750	631	1.36	684	1.55	739	1.76	794	1.97	849	2.19	903	2.39

	Standard Static Option with Motor rated at 2.4-hp
	Medium Static Option with Motor rated at 2.4-hp
	High Static Option with Motor rated at 3.7-hp
kW = 0.929 x BHP for Standard and Medium Static options kW = 0.895 x BHP for High Static option	

XYE09 (8.5 ton) side duct

CFM	Available External Static											
	0.2		0.4		0.6		0.8		1.0		1.2	
	RPM	BHP	RPM	BHP	RPM	BHP	RPM	BHP	RPM	BHP	RPM	BHP
2550	571	0.35	624	0.54	679	0.75	734	0.96	789	1.17	843	1.38
2600	572	0.38	625	0.58	680	0.78	736	0.99	790	1.21	844	1.42
2800	578	0.53	632	0.72	687	0.93	742	1.14	797	1.35	850	1.56
3000	586	0.69	639	0.88	694	1.08	749	1.30	804	1.51	858	1.72
3200	595	0.86	648	1.05	703	1.25	758	1.46	813	1.68	867	1.89
3400	606	1.03	660	1.23	714	1.43	770	1.64	824	1.86	878	2.07
3600	619	1.22	673	1.41	728	1.62	783	1.83	838	2.04	891	2.25
3800	635	1.41	688	1.60	743	1.81	798	2.02	853	2.23	907	2.44
4000	652	1.61	706	1.80	761	2.01	816	2.22	871	2.43	924	2.64
4200	672	1.81	726	2.00	781	2.21	836	2.42	891	2.64	944	2.84
4250	678	1.86	731	2.06	786	2.26	841	2.47	896	2.69	950	2.90

	Standard Static Option with Motor rated at 2.4-hp
	Medium Static Option with Motor rated at 2.4-hp
	High Static Option with Motor rated at 3.7-hp
Bold	Field-supplied AK79 x 1 fixed pulley with Motor rated at 3.7-hp
--	Exceeds recommended blower speed
kW = 0.929 x BHP for Standard and Medium Static options kW = 0.895 x BHP for High Static option	

XXEA7, XXE08 - XXE09, XXE12 side duct application (belt drive)**XXEA7 (6.0 ton) side duct**

CFM	Available External Static Pressure - IWG															
	0.2		0.4		0.6		0.8		1.0		1.2		1.4		1.6	
	RPM	BHP	RPM	BHP	RPM	BHP	RPM	BHP	RPM	BHP	RPM	BHP	RPM	BHP	RPM	BHP
1800	845	0.46	901	0.58	959	0.71	1017	0.83	1076	0.96	1133	1.08	1188	1.21	1240	1.34
1900	860	0.53	917	0.66	974	0.78	1033	0.91	1091	1.03	1148	1.16	1203	1.28	1255	1.41
2000	878	0.62	934	0.74	992	0.86	1050	0.99	1108	1.11	1165	1.24	1220	1.36	1272	1.49
2100	897	0.70	954	0.83	1011	0.95	1070	1.08	1128	1.20	1185	1.33	1240	1.45	1292	1.58
2200	919	0.80	975	0.92	1033	1.05	1091	1.17	1149	1.29	1206	1.42	1261	1.55	1313	1.68
2300	942	0.90	998	1.02	1056	1.15	1114	1.27	1172	1.40	1229	1.52	1284	1.65	1336	1.78
2400	966	1.01	1022	1.14	1080	1.26	1138	1.38	1196	1.51	1253	1.63	1308	1.76	1361	1.89
2500	992	1.13	1048	1.25	1106	1.38	1164	1.50	1222	1.63	1279	1.75	1334	1.88	1386	2.01
2600	1018	1.26	1075	1.38	1132	1.51	1191	1.63	1249	1.76	1306	1.88	1361	2.01	1413	2.14
2700	1046	1.40	1102	1.52	1160	1.64	1218	1.77	1276	1.89	1333	2.02	1388	2.14	1441	2.27
2800	1075	1.54	1131	1.67	1188	1.79	1247	1.91	1305	2.04	1362	2.16	1417	2.29	1469	2.42
2900	1104	1.70	1160	1.82	1218	1.94	1276	2.07	1334	2.19	1391	2.32	1446	2.45	1498	2.57
3000	1134	1.86	1190	1.98	1248	2.11	1306	2.23	1364	2.36	1421	2.48	1476	2.61	1528	2.74

	Standard Static Option with Motor rated at 2.4-hp
	Medium Static Option with Motor rated at 2.9-hp
	High Static Option with Motor rated at 3.7-hp
-	Exceeds recommended blower speed

Note: See RPM SELECTION table to determine desired motor sheave setting and to determine the maximum continuous BHP.

$$kW = 0.929 \times BHP$$

XXE08 (7.5 ton) side duct

CFM	Available External Static															
	0.2		0.4		0.6		0.8		1.0		1.2		1.4		1.6	
	RPM	BHP	RPM	BHP	RPM	BHP	RPM	BHP	RPM	BHP	RPM	BHP	RPM	BHP	RPM	BHP
2250	562	0.17	616	0.36	671	0.57	726	0.78	781	1.00	835	1.20	886	1.40	935	1.59
2400	567	0.26	620	0.45	675	0.65	730	0.87	785	1.08	839	1.29	890	1.49	939	1.67
2600	572	0.38	625	0.58	680	0.78	736	0.99	790	1.21	844	1.42	895	1.62	944	1.80
2800	578	0.53	632	0.72	687	0.93	742	1.14	797	1.35	850	1.56	902	1.76	950	1.95
3000	586	0.69	639	0.88	694	1.08	749	1.30	804	1.51	858	1.72	909	1.92	958	2.10
3200	595	0.86	648	1.05	703	1.25	758	1.46	813	1.68	867	1.89	918	2.09	967	2.27
3400	606	1.03	660	1.23	714	1.43	770	1.64	824	1.86	878	2.07	930	2.27	978	2.45
3600	619	1.22	673	1.41	728	1.62	783	1.83	838	2.04	891	2.25	943	2.45	991	2.63
3750	631	1.36	684	1.55	739	1.76	794	1.97	849	2.19	903	2.39	954	2.59	1003	2.78

	Standard Static Option with Motor rated at 2.4-hp
	Medium Static Option with Motor rated at 2.4-hp
	High Static Option with Motor rated at 3.7-hp

$$kW = 0.929 \times BHP \text{ for Standard and Medium Static options } kW = 0.895 \times BHP \text{ for High Static option}$$

XXE09 (8.5 ton) side duct

CFM	Available External Static									
	0.2		0.4		0.6		0.8		1.0	
	RPM	BHP	RPM	BHP	RPM	BHP	RPM	BHP	RPM	BHP
2550	571	0.35	624	0.54	679	0.75	734	0.96	789	1.17
2600	572	0.38	625	0.58	680	0.78	736	0.99	790	1.21
2800	578	0.53	632	0.72	687	0.93	742	1.14	797	1.35
3000	586	0.69	639	0.88	694	1.08	749	1.30	804	1.51
3200	595	0.86	648	1.05	703	1.25	758	1.46	813	1.68
3400	606	1.03	660	1.23	714	1.43	770	1.64	824	1.86
3600	619	1.22	673	1.41	728	1.62	783	1.83	838	2.04
3800	635	1.41	688	1.60	743	1.81	798	2.02	853	2.23
4000	652	1.61	706	1.80	761	2.01	816	2.22	871	2.43
4200	672	1.81	726	2.00	781	2.21	836	2.42	891	2.64
4250	678	1.86	731	2.06	786	2.26	841	2.47	896	2.69

Bold
--

Standard Static Option with Motor rated at 2.4-hp

Medium Static Option with Motor rated at 2.4-hp

High Static Option with Motor rated at 3.7-hp

Field-supplied AK79 x 1 fixed pulley with Motor rated at 3.7-hp

Exceeds recommended blower speed

kW = 0.929 x BHP for Standard and Medium Static options kW = 0.895 x BHP for High Static option

XXE12 (10 ton) side duct

CFM	Available External Static Pressure - IWG									
	0.2		0.4		0.6		0.8		1.0	
	RPM	BHP	RPM	BHP	RPM	BHP	RPM	BHP	RPM	BHP
3000			665	0.63	707	0.90	750	1.15	795	1.39
3200			673	0.79	714	1.06	758	1.31	803	1.56
3400			682	0.97	723	1.24	767	1.50	812	1.74
3600	654	0.88	692	1.17	733	1.44	777	1.69	822	1.93
3800	665	1.10	704	1.38	745	1.65	788	1.91	834	2.15
4000	678	1.32	717	1.61	758	1.88	801	2.13	847	2.37
4200	693	1.57	731	1.85	772	2.12	816	2.37	861	2.62
4400	709	1.82	747	2.11	788	2.38	832	2.63	877	2.87
4600	726	2.09	764	2.37	806	2.64	849	2.90	894	3.14
4800	745	2.37	783	2.65	824	2.92	868	3.18	913	3.42
5000	765	2.66	803	2.95	844	3.22	888	3.47	933	3.71

Bold

Standard Static Option with Motor rated at 2.4-hp

Medium Static Option with Motor rated at 3.7-hp

Field Supplied AK84 x 1 fixed pulley with Motor rated at 3.7-hp

High Static Option with Motor rated at 5.25-hp

Exceeds recommended blower speed

XQE04-06 side duct application (belt drive)**XQE04 (3.0 ton) side duct**

CFM	Available External Static															
	0.2		0.4		0.6		0.8		1.0		1.2		1.4		1.6	
	RPM	BHP	RPM	BHP	RPM	BHP	RPM	BHP	RPM	BHP	RPM	BHP	RPM	BHP	RPM	BHP
900			810	0.27	922	0.38	1024	0.49	1118	0.59	1205	0.69	1285	0.80	1359	0.91
1000	703	0.19	826	0.31	938	0.43	1041	0.53	1135	0.64	1221	0.74	1301	0.85	1376	0.96
1100	721	0.25	843	0.37	956	0.48	1058	0.59	1152	0.69	1239	0.80	1319	0.90	1393	1.01
1200	738	0.31	861	0.43	973	0.54	1076	0.65	1170	0.75	1256	0.86	1336	0.96	1411	1.08
1300	756	0.38	879	0.50	991	0.61	1094	0.72	1188	0.82	1274	0.92	1354	1.03	1429	1.14
1400	774	0.45	897	0.57	1009	0.68	1112	0.79	1206	0.89	1292	1.00	1372	1.10	1447	1.21
1500	792	0.53	915	0.65	1027	0.76	1129	0.87	1223	0.97	1310	1.07	1390	1.18	1464	1.29
															1602	1.54

$$kW = 0.929 \times BHP$$

Bold	Field-supplied AK51 x 3/4 in.fixed blower pulley with motor rated at 2.4-hp
	Medium Static Option with Motor rated at 2.4-hp
	High Static Option with Motor rated at 2.4-hp
Bold	Field-supplied AK41 x 3/4 in.fixed blower pulley with motor rated at 2.4-hp

XQE05 (4.0 ton) side duct

CFM	Available External Static															
	0.2		0.4		0.6		0.8		1.0		1.2		1.4		1.6	
	RPM	BHP	RPM	BHP	RPM	BHP	RPM	BHP	RPM	BHP	RPM	BHP	RPM	BHP	RPM	BHP
1200	759	0.28	860	0.38	957	0.49	1050	0.62	1139	0.76	1224	0.89	1306	1.03	1383	1.15
1300	777	0.34	878	0.44	975	0.55	1068	0.68	1157	0.81	1242	0.95	1324	1.08	1401	1.21
1400	796	0.40	897	0.50	995	0.61	1088	0.74	1177	0.88	1262	1.01	1343	1.15	1420	1.27
1500	816	0.46	918	0.56	1015	0.68	1108	0.81	1197	0.94	1282	1.08	1363	1.21	1440	1.34
1600	837	0.53	938	0.63	1035	0.75	1129	0.88	1218	1.01	1303	1.15	1384	1.28	1461	1.41
1700	858	0.61	960	0.71	1057	0.83	1150	0.95	1239	1.09	1324	1.22	1405	1.36	1482	1.48
1800	880	0.69	981	0.79	1078	0.91	1171	1.04	1260	1.17	1345	1.31	1427	1.44	1504	1.57
1900	902	0.78	1003	0.88	1100	1.00	1193	1.12	1282	1.26	1367	1.40	1448	1.53	1526	1.65
2000	924	0.88	1025	0.98	1122	1.09	1215	1.22	1304	1.35	1389	1.49	1470	1.62	1548	1.75
															1621	1.86
															--	--

$$kW = 0.929 \times BHP$$

Bold	Field-supplied AK51 x 3/4 in.fixed blower pulley with motor rated at 2.4-hp
	Medium Static Option with Motor rated at 2.4-hp
	High Static Option with Motor rated at 2.4-hp
Bold	Field-supplied AK41 x 3/4 in.fixed blower pulley with motor rated at 2.4-hp
--	Exceeds recommended blower speed

XQE06 (5.0 ton) side duct

CFM	Available External Static															
	0.2		0.4		0.6		0.8		1.0		1.2		1.4		1.6	
	RPM	BHP	RPM	BHP	RPM	BHP	RPM	BHP	RPM	BHP	RPM	BHP	RPM	BHP	RPM	BHP
1500	770	0.40	836	0.50	901	0.60	964	0.69	1025	0.79	1084	0.89	1142	0.98	1197	1.07
1600	779	0.45	845	0.54	910	0.64	973	0.74	1034	0.83	1093	0.93	1151	1.02	1206	1.11
1700	791	0.50	857	0.60	922	0.69	985	0.79	1046	0.89	1105	0.98	1162	1.07	1218	1.16
1800	805	0.56	872	0.66	936	0.75	999	0.85	1060	0.95	1120	1.04	1177	1.13	1232	1.22
1900	822	0.63	888	0.72	953	0.82	1016	0.92	1077	1.01	1136	1.11	1194	1.20	1249	1.29
2000	841	0.70	907	0.80	972	0.89	1035	0.99	1096	1.09	1155	1.18	1212	1.27	1268	1.36
2100	862	0.78	928	0.87	993	0.97	1056	1.07	1117	1.16	1176	1.26	1233	1.35	1289	1.44
2200	885	0.86	951	0.96	1016	1.05	1079	1.15	1140	1.25	1199	1.34	1256	1.43	1311	1.52
2300	910	0.95	976	1.04	1040	1.14	1103	1.23	1165	1.33	1224	1.43	1281	1.52	1336	1.61
2400	936	1.03	1002	1.13	1067	1.23	1130	1.32	1191	1.42	1250	1.52	1307	1.61	1362	1.70
2500	964	1.13	1030	1.22	1095	1.32	1158	1.41	1219	1.51	1278	1.61	1335	1.70	1390	1.79
															1443	1.87
															1494	1.95

$$kW = 0.857 \times BHP$$

Bold	Field-supplied AK51 x 3/4 in.fixed blower pulley with motor rated at 2.4-hp
	Medium Static Option with Motor rated at 2.4-hp
	High Static Option with Motor rated at 2.9-hp

XYE04-09 bottom duct application (belt drive)**XYE04 (3.0 ton) bottom duct**

CFM	Available External Static											
	0.2		0.4		0.6		0.8		1.0		1.2	
	RPM	BHP	RPM	BHP	RPM	BHP	RPM	BHP	RPM	BHP	RPM	BHP
900	743	0.14	852	0.26	955	0.37	1050	0.48	1140	0.57	1225	0.67
1000	757	0.20	867	0.33	969	0.44	1065	0.54	1155	0.64	1240	0.74
1100	774	0.27	884	0.40	986	0.51	1082	0.61	1172	0.71	1257	0.81
1200	793	0.35	903	0.47	1005	0.58	1101	0.69	1191	0.78	1276	0.88
1300	814	0.42	924	0.54	1026	0.65	1122	0.76	1212	0.86	1297	0.96
1400	837	0.49	947	0.61	1049	0.72	1145	0.83	1235	0.93	1320	1.03
1500	862	0.56	972	0.68	1074	0.79	1170	0.90	1260	1.00	1345	1.09

$$kW = 0.929 \times BHP$$

Bold	Field-supplied AK51 x 3/4 in. fixed blower pulley with motor rated at 2.4-hp
	Medium Static Option with Motor rated at 2.4-hp
	High Static Option with Motor rated at 2.4-hp
Bold	Field-supplied AK41 x 3/4 in. fixed blower pulley with motor rated at 2.4-hp
--	Exceeds recommended blower speed

XYE05 (4.0 ton) bottom duct

CFM	Available External Static											
	0.2		0.4		0.6		0.8		1.0		1.2	
	RPM	BHP	RPM	BHP	RPM	BHP	RPM	BHP	RPM	BHP	RPM	BHP
1200	801	0.25	903	0.38	999	0.51	1089	0.63	1173	0.76	1252	0.88
1300	822	0.31	924	0.44	1020	0.57	1110	0.69	1194	0.82	1273	0.94
1400	844	0.38	946	0.51	1042	0.64	1132	0.76	1216	0.89	1295	1.01
1500	867	0.46	969	0.59	1065	0.71	1155	0.84	1239	0.96	1319	1.08
1600	891	0.54	993	0.67	1089	0.79	1179	0.92	1264	1.04	1343	1.16
1700	917	0.63	1019	0.75	1115	0.88	1205	1.01	1289	1.13	1368	1.25
1800	943	0.72	1045	0.85	1141	0.97	1231	1.10	1316	1.22	1395	1.34
1900	971	0.81	1073	0.94	1169	1.07	1259	1.19	1344	1.32	1423	1.44
2000	1000	0.92	1102	1.04	1198	1.17	1288	1.29	1372	1.42	1452	1.54

$$kW = 0.929 \times BHP$$

	Medium Static Option with Motor rated at 2.4-hp
	High Static Option with Motor rated at 2.4-hp
Bold	Field-supplied AK41 x 3/4 in. fixed blower pulley with motor rated at 2.4-hp
--	Exceeds recommended blower speed

XYE06 (5.0 ton) bottom duct


CFM	Available External Static											
	0.2		0.4		0.6		0.8		1.0		1.2	
	RPM	BHP	RPM	BHP	RPM	BHP	RPM	BHP	RPM	BHP	RPM	BHP
1500	812	0.36	869	0.46	931	0.55	997	0.64	1063	0.74	1129	0.84
1600	829	0.43	886	0.52	948	0.61	1013	0.71	1080	0.80	1146	0.90
1700	846	0.50	904	0.59	966	0.68	1031	0.78	1097	0.87	1164	0.97
1800	865	0.57	922	0.66	985	0.75	1050	0.85	1116	0.95	1182	1.05
1900	885	0.65	943	0.74	1005	0.83	1070	0.93	1136	1.02	1203	1.12
2000	907	0.73	964	0.82	1026	0.92	1092	1.01	1158	1.11	1224	1.21
2100	930	0.82	987	0.91	1049	1.01	1115	1.10	1181	1.20	1247	1.30
2200	955	0.92	1012	1.01	1074	1.10	1139	1.20	1206	1.29	1272	1.39
2300	981	1.02	1038	1.11	1101	1.20	1166	1.30	1232	1.39	1298	1.49
2400	1009	1.12	1066	1.22	1128	1.31	1194	1.40	1260	1.50	1326	1.60
2500	1038	1.24	1096	1.33	1158	1.42	1223	1.52	1290	1.61	1356	1.71

$$kW = 0.857 \times BHP$$

	Medium Static Option with Motor rated at 2.4-hp
	High Static Option with Motor rated at 2.9-hp

XYEA7 (6.0 ton) bottom duct

CFM	Available External Static									
	0.20		0.40		0.60		0.80		1.00	
	RPMs	BHP	RPMs	BHP	RPMs	BHP	RPMs	BHP	RPMs	BHP
1800	517	0.35	592	0.51	661	0.67	723	0.83	779	0.99
1900	526	0.39	601	0.55	670	0.71	732	0.87	789	1.03
2000	535	0.44	611	0.60	679	0.76	741	0.92	798	1.08
2100	544	0.49	620	0.65	688	0.81	750	0.97	807	1.13
2200	554	0.54	629	0.70	698	0.86	760	1.02	816	1.18
2300	563	0.60	639	0.76	707	0.92	769	1.08	826	1.24
2400	573	0.66	649	0.82	717	0.98	779	1.14	836	1.30
2500	583	0.73	658	0.88	727	1.04	789	1.20	846	1.37
2600	593	0.79	669	0.95	737	1.11	799	1.27	856	1.43
2700	603	0.87	679	1.02	747	1.18	809	1.35	866	1.51
2800	614	0.94	690	1.10	758	1.26	820	1.42	877	1.58
2900	625	1.02	701	1.18	769	1.34	831	1.50	888	1.66
3000	636	1.11	712	1.27	780	1.43	842	1.59	899	1.75



Standard Static Option with Motor rated at 2.4-Max Bhp

Medium Static Option with Motor rated at 2.9-Max Bhp

High Static Option with Motor rated at 3.7-Max Bhp

Exceeds recommended blower speed

kW = 0.929 x BHP for Standard and Medium Static options kW = 0.895 x BHP for High Static option

XYE08 (7.5 ton) bottom duct

CFM	Available External Static									
	0.2		0.4		0.6		0.8		1.0	
	RPM	BHP	RPM	BHP	RPM	BHP	RPM	BHP	RPM	BHP
2250	552	0.25	614	0.43	674	0.63	733	0.83	789	1.02
2400	559	0.34	621	0.52	682	0.72	740	0.91	797	1.11
2600	569	0.47	631	0.65	691	0.85	750	1.04	806	1.24
2800	579	0.61	641	0.79	701	0.99	760	1.19	817	1.38
3000	590	0.76	652	0.95	713	1.14	771	1.34	828	1.54
3200	602	0.92	665	1.11	725	1.30	783	1.50	840	1.70
3400	616	1.09	678	1.28	738	1.47	797	1.67	854	1.87
3600	631	1.27	693	1.45	754	1.65	812	1.85	869	2.04
3750	644	1.40	706	1.59	766	1.78	824	1.98	881	2.18



Standard Static Option with Motor rated at 2.4-hp

Medium Static Option with Motor rated at 2.4-hp

High Static Option with Motor rated at 3.7-hp

Exceeds recommended blower speed

kW = 0.929 x BHP for Standard and Medium Static options kW = 0.895 x BHP for High Static option

XYE09 (8.5 ton) bottom duct

CFM	Available External Static									
	0.2		0.4		0.6		0.8		1.0	
	RPM	BHP	RPM	BHP	RPM	BHP	RPM	BHP	RPM	BHP
2550	567	0.43	629	0.62	689	0.81	747	1.01	804	1.21
2600	569	0.47	631	0.65	691	0.85	750	1.04	806	1.24
2800	579	0.61	641	0.79	701	0.99	760	1.19	817	1.38
3000	590	0.76	652	0.95	713	1.14	771	1.34	828	1.54
3200	602	0.92	665	1.11	725	1.30	783	1.50	840	1.70
3400	616	1.09	678	1.28	738	1.47	797	1.67	854	1.87
3600	631	1.27	693	1.45	754	1.65	812	1.85	869	2.04
3800	648	1.45	710	1.64	770	1.83	829	2.03	885	2.23
4000	666	1.64	729	1.82	789	2.01	847	2.21	904	2.41
4200	687	1.82	749	2.01	809	2.20	867	2.42	924	2.60
4250	692	1.87	754	2.06	814	2.25	873	2.45	929	2.65



Standard Static Option with Motor rated at 2.4-hp

Medium Static Option with Motor rated at 2.4-hp

High Static Option with Motor rated at 3.7-hp

Exceeds recommended blower speed

kW = 0.929 x BHP for Standard and Medium Static options kW = 0.895 x BHP for High Static option

XXEA7-12 bottom duct application (belt drive)**XXEA7 (6.0 ton) bottom duct**

CFM	Available External Static Pressure - IWG															
	0.2		0.4		0.6		0.8		1.0		1.2		1.4		1.6	
	RPM	BHP	RPM	BHP	RPM	BHP	RPM	BHP	RPM	BHP	RPM	BHP	RPM	BHP	RPM	BHP
1800	843	0.55	911	0.66	975	0.79	1035	0.93	1092	1.07	1148	1.21	1203	1.36	1258	1.49
1900	870	0.62	939	0.74	1003	0.86	1063	1.00	1120	1.14	1175	1.29	1230	1.43	1286	1.56
2000	898	0.70	967	0.82	1031	0.95	1090	1.08	1147	1.22	1203	1.37	1258	1.51	1314	1.64
2100	926	0.79	995	0.91	1059	1.04	1119	1.17	1176	1.31	1231	1.46	1286	1.60	1342	1.73
2200	955	0.89	1023	1.01	1087	1.14	1147	1.27	1204	1.41	1260	1.56	1315	1.70	1370	1.83
2300	983	1.00	1052	1.12	1116	1.24	1176	1.38	1233	1.52	1288	1.67	1343	1.81	1399	1.94
2400	1012	1.12	1081	1.23	1145	1.36	1205	1.50	1262	1.64	1317	1.79	1372	1.93	1428	2.06
2500	1041	1.25	1110	1.36	1173	1.49	1233	1.63	1290	1.77	1346	1.91	1401	2.06	1457	2.19
2600	1070	1.38	1139	1.50	1202	1.63	1262	1.77	1319	1.91	1375	2.05	1430	2.19	1485	2.33
2700	1098	1.53	1167	1.65	1231	1.78	1291	1.91	1348	2.06	1404	2.20	1459	2.34	1514	2.48
2800	1127	1.69	1196	1.80	1260	1.93	1320	2.07	1377	2.21	1432	2.36	1487	2.50	1543	2.63
2900	1156	1.85	1225	1.97	1289	2.10	1348	2.24	1406	2.38	1461	2.52	1516	2.66	1572	2.80
3000	1184	2.03	1253	2.14	1317	2.27	1377	2.41	1434	2.55	1490	2.69	1545	2.84	1600	2.97

	Standard Static Option with Motor rated at 2.4-hp
	Medium Static Option with Motor rated at 2.9-hp
	High Static Option with Motor rated at 3.7-hp
--	Exceeds recommended blower speed

Note: See RPM SELECTION table to determine desired motor sheave setting and to determine the maximum continuous BHP.
 $kW = 0.929 \times BHP$

XXE08 (7.5 ton) bottom duct

CFM	Available External Static															
	0.2		0.4		0.6		0.8		1.0		1.2		1.4		1.6	
	RPM	BHP	RPM	BHP	RPM	BHP	RPM	BHP	RPM	BHP	RPM	BHP	RPM	BHP	RPM	BHP
2250	552	0.25	614	0.43	674	0.63	733	0.83	789	1.02	844	1.22	898	1.41	950	1.58
2400	559	0.34	621	0.52	682	0.72	740	0.91	797	1.11	852	1.31	905	1.49	957	1.67
2600	569	0.47	631	0.65	691	0.85	750	1.04	806	1.24	861	1.44	915	1.62	967	1.80
2800	579	0.61	641	0.79	701	0.99	760	1.19	817	1.38	872	1.58	925	1.77	977	1.94
3000	590	0.76	652	0.95	713	1.14	771	1.34	828	1.54	883	1.73	936	1.92	988	2.10
3200	602	0.92	665	1.11	725	1.30	783	1.50	840	1.70	895	1.89	948	2.08	1000	2.26
3400	616	1.09	678	1.28	738	1.47	797	1.67	854	1.87	909	2.06	962	2.25	1014	2.43
3600	631	1.27	693	1.45	754	1.65	812	1.85	869	2.04	924	2.24	977	2.43	1029	2.60
3750	644	1.40	706	1.59	766	1.78	824	1.98	881	2.18	936	2.37	990	2.56	1041	2.74

	Standard Static Option with Motor rated at 2.4-hp
	Medium Static Option with Motor rated at 2.4-hp
	High Static Option with Motor rated at 3.7-hp
--	Exceeds recommended blower speed

$kW = 0.929 \times BHP$ for Standard and Medium Static options $kW = 0.895 \times BHP$ for High Static option

XXE09 (8.5 ton) bottom duct

CFM	Available External Static													
	0.2		0.4		0.6		0.8		1.0		1.2		1.4	
	RPM	BHP	RPM	BHP	RPM	BHP	RPM	BHP	RPM	BHP	RPM	BHP	RPM	BHP
2550	567	0.43	629	0.62	689	0.81	747	1.01	804	1.21	859	1.40	912	1.59
2600	569	0.47	631	0.65	691	0.85	750	1.04	806	1.24	861	1.44	915	1.62
2800	579	0.61	641	0.79	701	0.99	760	1.19	817	1.38	872	1.58	925	1.77
3000	590	0.76	652	0.95	713	1.14	771	1.34	828	1.54	883	1.73	936	1.92
3200	602	0.92	665	1.11	725	1.30	783	1.50	840	1.70	895	1.89	948	2.08
3400	616	1.09	678	1.28	738	1.47	797	1.67	854	1.87	909	2.06	962	2.25
3600	631	1.27	693	1.45	754	1.65	812	1.85	869	2.04	924	2.24	977	2.43
3800	648	1.45	710	1.64	770	1.83	829	2.03	885	2.23	940	2.42	994	2.61
4000	666	1.64	729	1.82	789	2.01	847	2.21	904	2.41	959	2.61	1012	2.79
4200	687	1.82	749	2.01	809	2.20	867	2.42	924	2.60	979	2.79	1032	2.98
4250	692	1.87	754	2.06	814	2.25	873	2.45	929	2.65	984	2.84	1038	3.03

Standard Static Option with Motor rated at 2.4-hp

Medium Static Option with Motor rated at 2.4-hp

High Static Option with Motor rated at 3.7-hp

Exceeds recommended blower speed

kW = 0.929 x BHP for Standard and Medium Static options kW = 0.895 x BHP for High Static option

XXE12 (10 ton) bottom duct

CFM	Available External Static Pressure - IWG													
	0.2		0.4		0.6		0.8		1.0		1.2		1.4	
	RPM	BHP	RPM	BHP	RPM	BHP	RPM	BHP	RPM	BHP	RPM	BHP	RPM	BHP
3000			665	0.84	715	1.05	763	1.25	809	1.45	855	1.64	901	1.84
3200			675	1.01	726	1.22	774	1.42	820	1.61	866	1.81	911	2.01
3400			687	1.19	737	1.40	785	1.60	832	1.80	878	1.99	923	2.19
3600			700	1.39	750	1.60	798	1.80	845	2.00	891	2.20	936	2.39
3800	662	1.39	715	1.61	765	1.82	813	2.02	859	2.22	905	2.41	951	2.61
4000	677	1.62	730	1.84	780	2.05	828	2.26	875	2.45	921	2.65	966	2.85
4200	694	1.87	747	2.09	797	2.30	845	2.50	892	2.70	937	2.90	983	3.09
4400	712	2.13	765	2.35	815	2.57	863	2.77	910	2.96	956	3.16	1001	3.36
4600	732	2.41	785	2.63	835	2.84	883	3.04	929	3.24	975	3.44	1021	3.63
4800	752	2.70	805	2.92	856	3.13	904	3.33	950	3.53	996	3.73	1041	3.92
5000	774	3.00	827	3.22	878	3.43	925	3.64	972	3.83	1018	4.03	1063	4.23

Standard Static Option with Motor rated at 2.4-hp

Medium Static Option with Motor rated at 3.7-hp

Field Supplied AK84 x 1 fixed pulley with Motor rated at 3.7-hp

High Static Option with Motor rated at 5.25-hp

Exceeds recommended blower speed

XQE04-09 bottom duct application (belt drive)**XQE04 (3.0 ton) bottom duct**

CFM	Available External Static																			
	0.2		0.4		0.6		0.8		1.0		1.2		1.4		1.6		1.8		2.0	
	RPM	BHP	RPM	BHP	RPM	BHP	RPM	BHP	RPM	BHP	RPM	BHP	RPM	BHP	RPM	BHP	RPM	BHP	RPM	BHP
900	743	0.14	852	0.26	955	0.37	1050	0.48	1140	0.57	1225	0.67	1306	0.77	1384	0.87	1460	0.98	1535	1.09
1000	757	0.20	867	0.33	969	0.44	1065	0.54	1155	0.64	1240	0.74	1321	0.84	1399	0.94	1475	1.04	1549	1.16
1100	774	0.27	884	0.40	986	0.51	1082	0.61	1172	0.71	1257	0.81	1338	0.91	1416	1.01	1492	1.11	1566	1.23
1200	793	0.35	903	0.47	1005	0.58	1101	0.69	1191	0.78	1276	0.88	1357	0.98	1435	1.08	1511	1.19	1585	1.30
1300	814	0.42	924	0.54	1026	0.65	1122	0.76	1212	0.86	1297	0.96	1378	1.05	1456	1.15	1532	1.26	1606	1.37
1400	837	0.49	947	0.61	1049	0.72	1145	0.83	1235	0.93	1320	1.03	1401	1.12	1479	1.23	1555	1.33	1629	1.45
1500	862	0.56	972	0.68	1074	0.79	1170	0.90	1260	1.00	1345	1.09	1426	1.19	1504	1.29	1580	1.40	--	--

$$kW = 0.929 \times BHP$$

Bold	Field-supplied AK51 x 3/4 in. fixed blower pulley with motor rated at 2.4-hp
	Medium Static Option with Motor rated at 2.4-hp
	High Static Option with Motor rated at 2.4-hp
Bold	Field-supplied AK41 x 3/4 in. fixed blower pulley with motor rated at 2.4-hp
--	Exceeds recommended blower speed

XQE05 (4.0 ton) bottom duct

CFM	Available External Static																			
	0.2		0.4		0.6		0.8		1.0		1.2		1.4		1.6		1.8		2.0	
	RPM	BHP	RPM	BHP	RPM	BHP	RPM	BHP	RPM	BHP	RPM	BHP	RPM	BHP	RPM	BHP	RPM	BHP	RPM	BHP
1200	801	0.25	903	0.38	999	0.51	1089	0.63	1173	0.76	1252	0.88	1327	1.00	1396	1.11	1461	1.22	1521	1.33
1300	822	0.31	924	0.44	1020	0.57	1110	0.69	1194	0.82	1273	0.94	1348	1.06	1417	1.17	1482	1.28	1542	1.39
1400	844	0.38	946	0.51	1042	0.64	1132	0.76	1216	0.89	1295	1.01	1370	1.13	1439	1.24	1504	1.35	1564	1.46
1500	867	0.46	969	0.59	1065	0.71	1155	0.84	1239	0.96	1319	1.08	1393	1.20	1462	1.32	1527	1.43	1587	1.53
1600	891	0.54	993	0.67	1089	0.79	1179	0.92	1264	1.04	1343	1.16	1417	1.28	1486	1.40	1551	1.51	1612	1.61
1700	917	0.63	1019	0.75	1115	0.88	1205	1.01	1289	1.13	1368	1.25	1442	1.37	1512	1.48	1577	1.60	1637	1.70
1800	943	0.72	1045	0.85	1141	0.97	1231	1.10	1316	1.22	1395	1.34	1469	1.46	1538	1.58	1603	1.69	--	--
1900	971	0.81	1073	0.94	1169	1.07	1259	1.19	1344	1.32	1423	1.44	1497	1.56	1566	1.67	1631	1.78	--	--
2000	1000	0.92	1102	1.04	1198	1.17	1288	1.29	1372	1.42	1452	1.54	1526	1.66	1595	1.77	--	--	--	--

$$kW = 0.929 \times BHP$$

	Medium Static Option with Motor rated at 2.4-hp
	High Static Option with Motor rated at 2.4-hp
Bold	Field-supplied AK41 x 3/4 in. fixed blower pulley with motor rated at 2.4-hp
--	Exceeds recommended blower speed

XQE06 (5.0 ton) bottom duct

CFM	Available External Static																			
	0.2		0.4		0.6		0.8		1.0		1.2		1.4		1.6		1.8		2.0	
	RPM	BHP	RPM	BHP	RPM	BHP	RPM	BHP	RPM	BHP	RPM	BHP	RPM	BHP	RPM	BHP	RPM	BHP	RPM	BHP
1500	812	0.36	869	0.46	931	0.55	997	0.64	1063	0.74	1129	0.84	1193	0.94	1253	1.05	1307	1.16	1354	1.27
1600	829	0.43	886	0.52	948	0.61	1013	0.71	1080	0.80	1146	0.90	1210	1.01	1270	1.11	1324	1.22	1370	1.34
1700	846	0.50	904	0.59	966	0.68	1031	0.78	1097	0.87	1164	0.97	1227	1.07	1287	1.18	1341	1.29	1388	1.41
1800	865	0.57	922	0.66	985	0.75	1050	0.85	1116	0.95	1182	1.05	1246	1.15	1306	1.25	1360	1.36	1407	1.48
1900	885	0.65	943	0.74	1005	0.83	1070	0.93	1136	1.02	1203	1.12	1266	1.23	1326	1.33	1380	1.44	1427	1.56
2000	907	0.73	964	0.82	1026	0.92	1092	1.01	1158	1.11	1224	1.21	1288	1.31	1348	1.42	1402	1.53	1449	1.64
2100	930	0.82	987	0.91	1049	1.01	1115	1.10	1181	1.20	1247	1.30	1311	1.40	1371	1.51	1425	1.62	1472	1.73
2200	955	0.92	1012	1.01	1074	1.10	1139	1.20	1206	1.29	1272	1.39	1336	1.50	1396	1.60	1450	1.71	1496	1.83
2300	981	1.02	1038	1.11	1101	1.20	1166	1.30	1232	1.39	1298	1.49	1362	1.60	1422	1.70	1476	1.81	1523	1.93
2400	1009	1.12	1066	1.22	1128	1.31	1194	1.40	1260	1.50	1326	1.60	1390	1.70	1450	1.81	1504	1.92	1551	2.03
2500	1038	1.24	1096	1.33	1158	1.42	1223	1.52	1290	1.61	1356	1.71	1420	1.82	1480	1.92	1534	2.03	1580	2.15

$$kW = 0.857 \times BHP$$

	Medium Static Option with Motor rated at 2.4-hp
	High Static Option with Motor rated at 2.9-hp

XYE04-06 side duct application (direct drive)**XYE04-06 side duct**

Unit (ton)	Motor Speed	Available External Static														
		0.2			0.4			0.6			0.8			1.0		
		CFM	WATTS	RPM	CFM	WATTS	RPM	CFM	WATTS	RPM	CFM	WATTS	RPM	CFM	WATTS	RPM
XYE04 (3)	1 (LOW)	987	120	651	813	145	774	698	162	864	541	180	959	383	201	1047
	2 (MED/LOW)	1079	144	677	936	171	795	793	190	886	692	214	975	521	232	1063
	3 (MED)	1153	166	701	1037	195	812	875	221	913	786	239	986	654	263	1076
	4 (MED/HI)	1191	178	712	1086	206	815	927	233	916	837	257	998	711	278	1083
	5 (HI)	1326	229	757	1235	261	856	1124	291	951	973	319	1035	896	336	1099
XYE05 (4)	1 (LOW)	1302	207	727	1188	240	841	1037	266	933	941	296	1022	882	318	1098
	2 (MED/LOW)	1421	247	757	1323	282	861	1209	315	958	1064	346	1043	993	368	1116
	3 (MED)	1538	297	795	1453	332	888	1343	367	982	1216	396	1058	1093	427	1146
	4 (MED/HI)	1571	315	809	1496	352	898	1385	389	996	1288	420	1072	1135	444	1147
	5 (HI)	1779	432	878	1707	470	960	1615	511	1042	1516	544	1123	1165	468	1160
XYE06 (5)	1 (LOW)	1588	298	695	1517	330	761	1409	358	835	1273	393	913	1167	418	973
	2 (MED/LOW)	1624	321	713	1557	352	777	1464	383	845	1315	418	924	1224	446	983
	3 (MED)	1942	504	792	1881	536	852	1800	565	908	1714	605	969	1611	644	1038
	4 (MED/HI)	2146	631	840	2064	692	908	2001	713	954	1932	757	1007	1843	794	1065
	5 (HI)	2316	812	892	2240	861	954	2181	894	1000	2113	938	1045	2003	946	1093

XYE04-06 bottom duct application (direct drive)**XYE04-06 bottom duct**

Unit (ton)	Motor Speed	Available External Static														
		0.2			0.4			0.6			0.8			1.0		
		CFM	WATTS	RPM	CFM	WATTS	RPM	CFM	WATTS	RPM	CFM	WATTS	RPM	CFM	WATTS	RPM
XYE04 (3)	1 (LOW)	929	128	699	782	148	794	663	164	880	514	187	976	377	202	1053
	2 (MED/LOW)	1036	157	732	870	177	827	803	198	905	649	217	996	508	236	1074
	3 (MED)	1106	181	760	956	204	849	878	225	928	755	245	1010	616	266	1092
	4 (MED/HI)	1147	197	776	1042	218	860	916	243	944	820	262	1017	671	286	1103
	5 (HI)	1272	252	830	1177	277	909	1037	304	986	975	323	1053	872	347	1125
XYE05 (4)	1 (LOW)	1256	220	776	1170	242	851	1077	266	931	988	298	1025	872	321	1113
	2 (MED/LOW)	1350	272	828	1279	292	893	1196	320	966	1105	347	1048	1003	372	1131
	3 (MED)	1449	323	866	1380	350	937	1303	370	996	1223	402	1071	1133	428	1149
	4 (MED/HI)	1488	345	882	1418	374	954	1357	394	1006	1264	424	1083	1160	442	1155
	5 (HI)	1677	471	966	1602	507	1034	1543	525	1083	1475	545	1131	1209	465	1162
XYE06 (5)	1 (LOW)	1548	310	720	1441	336	792	1337	370	864	1213	397	928	1097	421	988
	2 (MED/LOW)	1593	337	738	1488	363	805	1381	394	875	1271	425	937	1150	451	997
	3 (MED)	1880	532	827	1792	563	890	1719	588	944	1632	629	1006	1527	652	1061
	4 (MED/HI)	2066	689	895	1999	712	942	1907	761	999	1830	773	1048	1734	809	1100
	5 (HI)	2237	862	949	2163	882	996	2097	929	1036	1998	946	1085	1815	883	1115

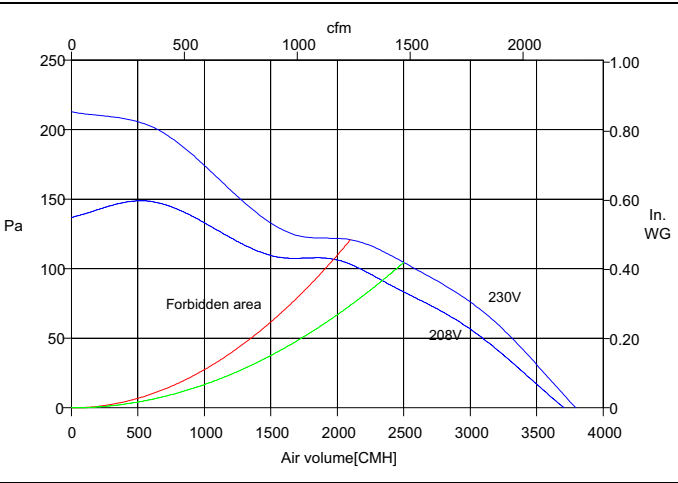
XQE04-06 side duct application (direct drive)**XQE04-06 side duct**

Unit (ton)	Motor Speed	Available External Static														
		0.2			0.4			0.6			0.8			1.0		
		CFM	WATTS	RPM	CFM	WATTS	RPM	CFM	WATTS	RPM	CFM	WATTS	RPM	CFM	WATTS	RPM
XYE04 (3)	1 (LOW)	987	120	651	813	145	774	698	162	864	541	180	959	383	201	1047
	2 (MED/LOW)	1079	144	677	936	171	795	793	190	886	692	214	975	521	232	1063
	3 (MED)	1153	166	701	1037	195	812	875	221	913	786	239	986	654	263	1076
	4 (MED/HI)	1191	178	712	1086	206	815	927	233	916	837	257	998	711	278	1083
	5 (HI)	1326	229	757	1235	261	856	1124	291	951	973	319	1035	896	336	1099
XYE05 (4)	1 (LOW)	1302	207	727	1188	240	841	1037	266	933	941	296	1022	882	318	1098
	2 (MED/LOW)	1421	247	757	1323	282	861	1209	315	958	1064	346	1043	993	368	1116
	3 (MED)	1538	297	795	1453	332	888	1343	367	982	1216	396	1058	1093	427	1146
	4 (MED/HI)	1571	315	809	1496	352	898	1385	389	996	1288	420	1072	1135	444	1147
	5 (HI)	1779	432	878	1707	470	960	1615	511	1042	1516	544	1123	1165	468	1160
XYE06 (5)	1 (LOW)	1588	298	695	1517	330	761	1409	358	835	1273	393	913	1167	418	973
	2 (MED/LOW)	1624	321	713	1557	352	777	1464	383	845	1315	418	924	1224	446	983
	3 (MED)	1942	504	792	1881	536	852	1800	565	908	1714	605	969	1611	644	1038
	4 (MED/HI)	2146	631	840	2064	692	908	2001	713	954	1932	757	1007	1843	794	1065
	5 (HI)	2316	812	892	2240	861	954	2181	894	1000	2113	938	1045	2003	946	1093

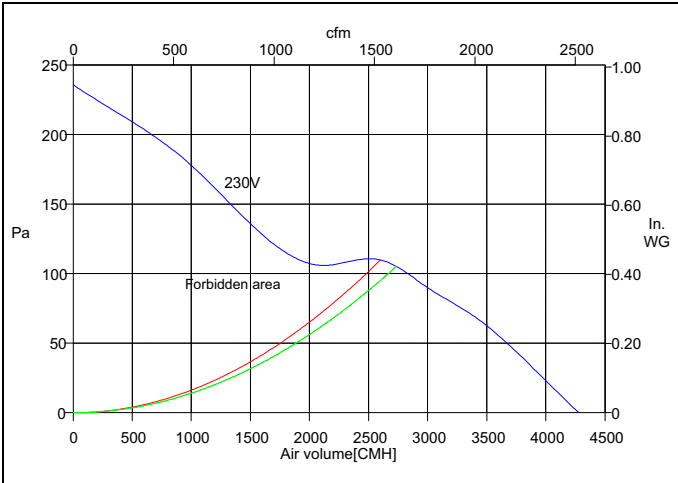
XQE04-06 bottom duct application (direct drive)**XQE04-06 bottom duct**

Unit (ton)	Motor Speed	Available External Static														
		0.2			0.4			0.6			0.8			1.0		
		CFM	WATTS	RPM	CFM	WATTS	RPM	CFM	WATTS	RPM	CFM	WATTS	RPM	CFM	WATTS	RPM
XQE04 (3)	1 (LOW)	929	128	699	782	148	794	663	164	880	514	187	976	377	202	1053
	2 (MED/LOW)	1036	157	732	870	177	827	803	198	905	649	217	996	508	236	1074
	3 (MED)	1106	181	760	956	204	849	878	225	928	755	245	1010	616	266	1092
	4 (MED/HI)	1147	197	776	1042	218	860	916	243	944	820	262	1017	671	286	1103
	5 (HI)	1272	252	830	1177	277	909	1037	304	986	975	323	1053	872	347	1125
XQE05 (4)	1 (LOW)	1256	220	776	1170	242	851	1077	266	931	988	298	1025	872	321	1113
	2 (MED/LOW)	1350	272	828	1279	292	893	1196	320	966	1105	347	1048	1003	372	1131
	3 (MED)	1449	323	866	1380	350	937	1303	370	996	1223	402	1071	1133	428	1149
	4 (MED/HI)	1488	345	882	1418	374	954	1357	394	1006	1264	424	1083	1160	442	1155
	5 (HI)	1677	471	966	1602	507	1034	1543	525	1083	1475	545	1131	1209	465	1162
XQE06 (5)	1 (LOW)	1548	310	720	1441	336	792	1337	370	864	1213	397	928	1097	421	988
	2 (MED/LOW)	1593	337	738	1488	363	805	1381	394	875	1271	425	937	1150	451	997
	3 (MED)	1880	532	827	1792	563	890	1719	588	944	1632	629	1006	1527	652	1061
	4 (MED/HI)	2066	689	895	1999	712	942	1907	761	999	1830	773	1048	1734	809	1100
	5 (HI)	2237	862	949	2163	882	996	2097	929	1036	1998	946	1085	1815	883	1115

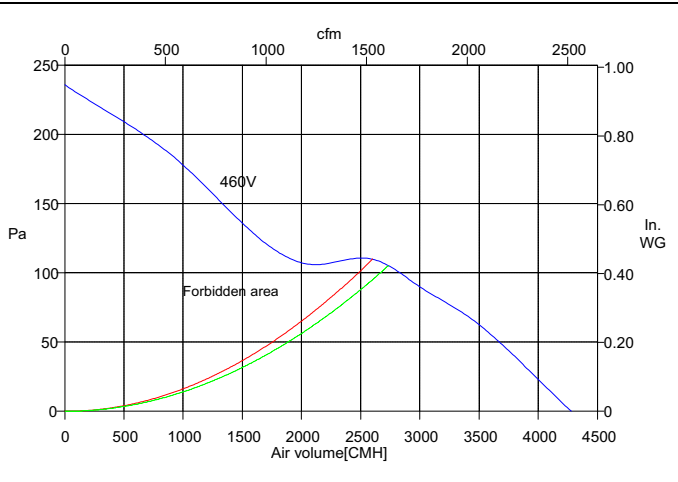
Power exhaust blower curves



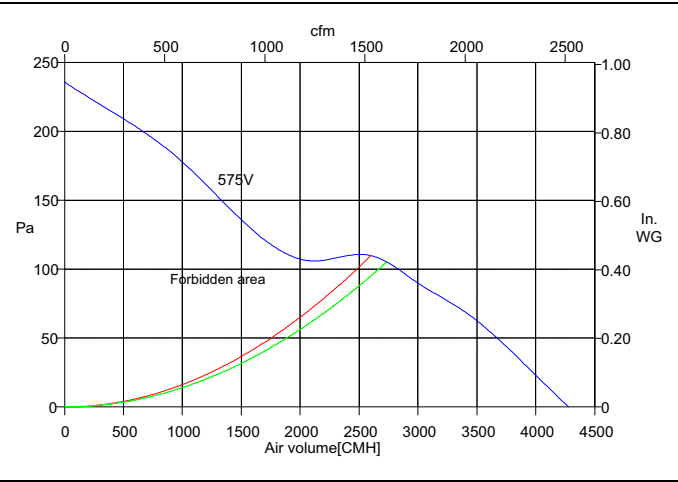
208/280-1-60 power exhaust fan curve



208/280-3-60 power exhaust fan curve



460-3-60 power exhaust fan curve



575-3-50 power exhaust fan curve

Electrical data

XYE04-09 standard indoor blower - without powered convenience outlet

Size (ton)	Nominal Unit Voltage	Compressor 1			Compressor 2			OD Fan Motors (each)	Supply Blower Motor	Pwr Exh Motor	Pwr Conv Outlet	Electric Heat Field-Installed Kit 2EK045*				MCA ¹ (Amps)	Min Fuse ^{2/} / Breaker ³ Size (Amps)	Max Fuse ^{2/} / Breaker ³ Size (Amps)	Min Discon- nect Rating ⁴		MCA ¹ w/Pwr Exh (Amps)	Min Fuse ^{2/} / Breaker ³ Size w/ Pwr Exh (Amps)	Max Fuse ^{2/} / Breaker ³ Size w/ Pwr Exh (Amps)	Min Discon- nect Rating ^{4/} Pwr Exh	
		RLA	LRA	MCC	RLA	LRA	MCC					Model	kW	Stages	Amps				FLA	LRA				FLA	LRA
04 (3)	208-1-60	15.4	83.9	24				2	6.6	1.5		None	-	-	-	27.9	30	40	28	90	29.4	30	40	29	94
												10625	4.9	1	23.6	57.4	60	60	55	114	58.9	60	60	56	117
												11125	7.9	1	38	75.4	80	80	71	128	76.9	80	80	73	132
	230-1-60	15.4	83.9	24				2.3	6	1.3		None	-	-	-	27.6	30	40	27	91	28.9	30	40	29	94
												10625	6.5	1	27.1	61.5	70	70	58	118	62.8	70	70	60	121
												11125	10.5	1	43.8	82.4	90	90	78	135	83.7	90	90	79	138
	208-3-60	10.4	73	16				2	6.6	1.1		None	-	-	-	21.6	25	30	22	79	22.7	25	30	23	82
												10625	4.9	1	13.6	38.6	40	45	37	93	39.7	40	45	39	96
												11125	7.9	1	21.9	49	50	50	47	101	50.1	60	60	48	104
												11625	12	1	33.3	63.2	70	70	60	113	64.3	70	70	61	115
	230-3-60	10.4	73	16				2.3	6	1		None	-	-	-	21.3	25	30	22	80	22.3	25	30	23	82
												10625	6.5	1	15.6	40.8	45	45	39	96	41.8	45	45	41	98
												11125	10.5	1	25.3	52.9	60	60	51	105	53.9	60	60	52	108
												11625	16	1	38.5	69.4	70	70	66	118	70.4	80	80	67	121
	460-3-60	5.8	38	9				1.3	3.2	0.5		None	-	-	-	11.8	15	15	12	43	12.3	15	15	12	44
												10646	6	1	7.2	20.8	25	25	20	50	21.3	25	25	21	51
												11146	11.5	1	13.8	29.1	30	30	28	57	29.6	30	30	28	58
												11446	14	1	16.8	32.8	35	35	31	60	33.3	35	35	32	61
	575-3-60	3.8	36.5	6				1	6	0.4		None	-	-	-	8.2	15	15	8	40	8.6	15	15	9	41
												11058	9.2	1	8.9	19.3	20	20	19	49	19.7	20	20	19	49
												11458	13.8	1	13.3	24.8	25	25	24	53	25.2	30	30	24	54
05 (4)	208-1-60	19.6	130	31				2	8.4	1.5		None	-	-	-	34.9	35	50	35	136	36.4	40	50	36	140
												10625	4.9	1	23.6	64.4	70	70	62	160	65.9	70	70	63	163
												11125	7.9	1	38	82.4	90	90	78	174	83.9	90	90	80	178
	230-1-60	19.6	130	31				2.3	7.6	1.3		None	-	-	-	34.4	35	50	34	137	35.7	40	50	35	140
												10625	6.5	1	27.1	68.3	70	80	65	164	69.6	70	80	67	167
												11125	10.5	1	43.8	89.2	90	90	84	181	90.5	100	100	86	184
	208-3-60	13.7	83.1	21				2	8.4	1.1		None	-	-	-	27.5	30	40	28	90	28.6	30	40	29	92
												10625	4.9	1	13.6	44.5	45	50	43	103	45.6	50	50	45	106
												11125	7.9	1	21.9	54.9	60	60	53	111	56	60	60	54	114
												11625	12	1	33.3	69.1	70	70	66	123	70.2	80	80	67	125
	230-3-60	13.7	83.1	21				2.3	7.6	1		None	-	-	-	27	30	40	27	90	28	30	40	28	92
												10625	6.5	1	15.6	46.5	50	50	45	106	47.5	50	50	46	108
												11125	10.5	1	25.3	58.6	60	60	56	115	59.6	60	60	57	118
												11625	16	1	38.5	75.1	80	80	71	129	76.1	80	80	73	131
	460-3-60	6.2	41	10				1.3	4	0.5		None	-	-	-	13.1	15	15	13	46	13.6	15	15	14	47
												10646	6	1	7.2	22.1	25	25	22	53	22.6	25	25	22	54
												11146	11.5	1	13.8	30.4	35	35	29	60	30.9	35	35	30	61
												11446	14	1	16.8	34.1	35	35	33	63	34.6	35	35	33	64
	575-3-60	4.8	33	8				1	7.6	0.4		None	-	-	-	10	15	15	10	36	10.4	15	15	11	37
												11058	9.2	1	8.9	21.1	25	25	20	45	21.5	25	25	21	46
												11458	13.8	1	13.3	26.6	30	30	25	49	27	30	30	26	50

XYE04-09 standard indoor blower - without powered convenience outlet (Continued)

Size (ton)	Nominal Unit Voltage	Compressor 1			Compressor 2			OD Fan Motors (each)	Supply Blower Motor	Pwr Exh Motor	Pwr Conv Outlet	Electric Heat Field-Installed Kit 2EK045*				MCA ¹ (Amps)	Min Fuse ² / Breaker ³ Size (Amps)	Max Fuse ² / Breaker ³ Size (Amps)	Min Discon- nect Rating ⁴		MCA ¹ w/Pwr Exh (Amps)	Min Fuse ² / Breaker ³ Size w/ Pwr Exh (Amps)	Max Fuse ² / Breaker ³ Size w/ Pwr Exh (Amps)	Min Discon- nect Rating ⁴ / Pwr Exh		
		RLA	LRA	MCC	RLA	LRA	MCC					Model	kW	Stages	Amps				FLA	LRA				FLA	LRA	
06 (5)	208-1-60	24.4	144.2	38				2	8.4	1.5		None	-	-	-	40.9	45	60	40	151	42.4	45	60	42	154	
												10625	4.9	1	23.6	70.4	80	80	67	174	71.9	80	90	69	178	
												11125	7.9	1	38	88.4	90	100	84	189	89.9	90	100	85	192	
	230-1-60	24.4	144.2	38				2.3	7.6	1.3		None	-	-	-	40.4	45	60	39	151	41.7	45	60	41	154	
												10625	6.5	1	27.1	74.3	80	90	71	178	75.6	80	90	72	181	
												11125	10.5	1	43.8	95.2	100	100	90	195	96.5	100	100	91	198	
	208-3-60	16	110	25				2	8.4	1.1		None	-	-	-	30.4	35	45	30	116	31.5	35	45	32	119	
												10625	4.9	1	13.6	47.4	50	60	46	130	48.5	50	60	47	133	
												11625	7.9	1	21.9	57.8	60	60	56	138	58.9	60	60	57	141	
	230-3-60	16	110	25				2.3	7.6	1		11625	12	1	33.3	72	80	80	69	150	73.1	80	80	70	152	
												None	-	-	-	29.9	30	45	30	117	30.9	35	45	31	119	
												10625	6.5	1	15.6	49.4	50	60	48	133	50.4	60	60	49	135	
												11125	10.5	1	25.3	61.5	70	70	59	142	62.5	70	70	60	145	
	460-3-60	7.8	52	12				1.3	4	0.5		11625	16	1	38.5	78	80	80	74	155	79	80	80	75	158	
												None	-	-	-	15.1	20	20	15	57	15.6	20	20	16	58	
												10646	6	1	7.2	24.1	25	30	23	64	24.6	25	30	24	65	
												11146	11.5	1	13.8	32.4	35	35	31	71	32.9	35	35	32	72	
	575-3-60	5.7	38.9	9				1	7.6	0.4		11446	14	1	16.8	36.1	40	40	34	74	36.6	40	40	35	75	
												None	-	-	-	11.1	15	15	11	42	11.5	15	15	12	43	
												11458	13.8	1	13.3	27.7	30	30	26	55	28.1	30	30	27	56	
													12358	23	1	22.1	38.7	40	40	37	64	39.1	40	40	37	65
	With VFD																									
	A7 (6)	208-3-60	17.6	136	27				4.4	7	1.1		None	-	-	-	33.4	35	50	33	196	35.6	40	50	36	201
													10725	4.9	1	13.6	50.4	60	60	49	210	52.6	60	60	52	215
11725													12	1	33.3	75	80	80	72	229	77.2	80	80	74	234	
12525													18.6	1	51.6	97.9	100	100	93	248	100.1	110	110	95	253	
230-3-60		17.6	136	27				4.4	7.2	1		None	-	-	-	33.6	35	50	34	198	35.6	40	50	36	202	
												10725	6.5	1	15.6	53.1	60	60	52	213	55.1	60	60	54	218	
												11725	16	1	38.5	81.7	90	90	78	236	83.7	90	90	80	241	
												12525	24.8	1	59.7	108.2	110	110	102	258	110.2	125	125	105	262	
460-3-60		8.5	66.1	13				2.5	3.6	0.5		None	-	-	-	19.2	20	25	20	97	20.2	25	25	21	99	
												10746	6	1	7.2	28.2	30	30	28	104	29.2	30	30	29	106	
												11746	16.5	1	19.8	44	45	45	42	117	45	45	45	44	119	
												12646	25.5	1	30.7	57.6	60	60	55	128	58.6	60	60	56	130	
575-3-60	6.3	55.3	10				4.4	2.5	0.4		None	-	-	-	19.2	20	25	20	73	20	20	25	21	75		
											11758	17	1	16.4	39.7	40	40	39	89	40.5	45	45	40	91		
											12658	25.7	1	24.7	50.1	60	60	49	98	50.9	60	60	50	100		
08 (7.5)	208-3-60	13.8	83.1	22	13.6	83.1	21	5.8	7	1.1		None	-	-	-	43.7	45	50	46	248	45.9	50	50	49	258	
												11725	12	1	33.3	85.3	90	90	85	282	87.5	90	90	87	292	
												12525	18.6	1	51.6	108.2	110	110	106	300	110.4	125	125	108	310	
												13225	24	1	66.6	127	150	150	123	315	129.2	150	150	125	325	
												14225	31.8	2	88.3	119.1	125	125	114	307	121.9	125	125	117	317	
	230-3-60	13.8	83.1	22	13.6	83.1	21	5.2	7.2	1		None	-	-	-	43.3	45	50	46	247	45.3	50	50	48	252	
												11725	16	1	38.5	91.4	100	100	90	286	93.4	100	100	92	295	
												12525	24.8	1	59.7	117.9	125	125	114	307	119.9	125	125	117	316	
												13225	32	1	77	139.6	150	150	134	324	141.6	150	150	137	333	
												14225	42.4	2	102	136.5	150	150	124	315	139	150	150	126	324	
	460-3-60	6.2	41	10	6.1	41	10	2.9	3.6	0.5		None	-	-	-	20.4	25	25	22	124	21.4	25	25	23	126	
												11746	16.5	1	19.8	45.2	50	50	44	144	46.2	50	50	46	148	
												12846	27.8	1	33.4	62.2	70	70	60	157	63.2	70	70	61	162	
												13346	33	1	39.7	70	70	70	67	164	71	80	80	68	168	
												14246	41.7	2	50.2	67.3	70	70	60	157	68.5	70	70	61	162	
	575-3-60	4.9	33	8	4.2	33	7	2.2	2.5	0.4		None	-	-	-	15	20	20	16	95	15.8	20	20	17	97	
												11758	17	1	16.4	35.5	40	40	35	111	36.3	40	40	36	115	
												13458	34	1	32.7	55.9	60	60	53	128	56.7	60	60	54	131	

XYE04-09 standard indoor blower - without powered convenience outlet (Continued)

Size (ton)	Nominal Unit Voltage	Compressor 1			Compressor 2			OD Fan Motors (each)	Supply Blower Motor	Pwr Exh Motor	Pwr Conv Outlet	Electric Heat Field-installed Kit 2EK045*				MCA ¹ (Amps)	Min Fuse ² / Breaker ³ Size (Amps)	Max Fuse ² / Breaker ³ Size (Amps)	Min Discon- nect Rating ⁴		MCA ¹ w/Pwr Exh (Amps)	Min Fuse ² / Breaker ³ Size w/ Pwr Exh (Amps)	Max Fuse ² / Breaker ³ Size w/ Pwr Exh (Amps)	Min Discon- nect Rating ⁴ / Pwr Exh	
		RLA	LRA	MCC	RLA	LRA	MCC					Model	kW	Stages	Amps				FLA	LRA				FLA	LRA
09 (8.5)	208-3-60	14.5	98	23	13.7	83.1	21	5.8	7	1.1		None	-	-	-	44.6	45	50	47	263	46.8	50	60	50	273
												11725	12	1	33.3	86.2	90	90	85	297	88.4	90	90	88	307
												12525	18.6	1	51.6	109.1	110	110	106	315	111.3	125	125	109	325
												13225	24	1	66.6	127.9	150	150	124	330	130.1	150	150	126	340
												14225	31.8	2	88.3	119.1	125	125	115	322	121.9	125	125	118	332
	230-3-60	14.5	98	23	13.7	83.1	21	5.2	7.2	1		None	-	-	-	44.2	45	50	47	262	46.2	50	60	49	267
												11725	16	1	38.5	92.3	100	100	91	300	94.3	100	100	93	310
												12525	24.8	1	59.7	118.8	125	125	115	322	120.8	125	125	118	331
												13225	32	1	77	140.5	150	150	135	339	142.5	150	150	138	348
												14225	42.4	2	102	136.5	150	150	125	330	139	150	150	127	339
	460-3-60	6.3	55	10	6.2	41	10	2.9	3.6	0.5		None	-	-	-	20.6	25	25	22	138	21.6	25	25	23	140
												11746	16.5	1	19.8	45.4	50	50	45	158	46.4	50	50	46	162
												12846	27.8	1	33.4	62.4	70	70	60	171	63.4	70	70	61	176
												13346	33	1	39.7	70.2	80	80	68	178	71.2	80	80	69	182
												14246	41.7	2	50.2	67.3	70	70	60	171	68.5	70	70	61	176
	575-3-60	6	41	9	4.8	33	8	2.2	2.5	0.4		None	-	-	-	17	20	20	18	103	17.8	20	20	19	105
												11758	17	1	16.4	37.5	40	40	37	119	38.3	40	40	38	123
												13458	34	1	32.7	57.9	60	60	55	136	58.7	60	60	56	139

1. Minimum Circuit Ampacity.
2. Dual Element, Time Delay Type.
3. HACR type per NEC.
4. Non-fused Disconnect, Verify on the unit nameplate that the disconnect is properly sized for the application. Units with field-installed electric heat kits may exceed the factory-installed disconnect amperage rating.

XYE04-09 standard indoor blower - with powered convenience outlet

Size (ton)	Nominal Unit Voltage	Compressor 1			Compressor 2			OD Fan Motors (each)	Supply Blower Motor	Pwr Exh Motor	Pwr Conv Outlet	Electric Heat Field-Installed Kit 2EK045*				MCA ¹ (Amps)	Min Fuse ² / Breaker ³ Size (Amps)	Max Fuse ² / Breaker ³ Size (Amps)	Min Discon- nect Rating ⁴		MCA ¹ w/Pwr Exh (Amps)	Min Fuse ² / Breaker ³ Size w/ Pwr Exh (Amps)	Max Fuse ² / Breaker ³ Size w/ Pwr Exh (Amps)	Min Discon- nect Rating ⁴ / Pwr Exh	
		RLA	LRA	MCC	RLA	LRA	MCC					Model	kW	Stages	Amps				FLA	LRA				FLA	LRA
04 (3)	208-1-60	15.4	83.9	24				2	6.6	1.5	8.6	None	-	-	-	32.2	35	45	33	95	33.7	35	45	34	98
												10625	4.9	1	23.6	61.7	70	70	60	118	63.2	70	70	61	122
												11125	7.9	1	38	79.7	80	80	76	133	81.2	90	90	78	136
	230-1-60	15.4	83.9	24				2.3	6	1.3	8.6	None	-	-	-	31.9	35	45	32	95	33.2	35	45	34	98
												10625	6.5	1	27.1	65.8	70	70	63	122	67.1	70	70	65	125
												11125	10.5	1	43.8	86.7	90	90	83	139	88	90	90	84	142
	208-3-60	10.4	73	16				2	6.6	1.1	8.6	None	-	-	-	25.9	30	35	27	84	27	30	35	28	86
												10625	4.9	1	13.6	42.9	45	45	42	97	44	45	50	44	100
												11125	7.9	1	21.9	53.3	60	60	52	106	54.4	60	60	53	108
	230-3-60	10.4	73	16				2.3	6	1	8.6	11625	12	1	33.3	67.5	70	70	65	117	68.6	70	70	66	120
												None	-	-	-	25.6	30	35	26	84	26.6	30	35	28	87
												10625	6.5	1	15.6	45.1	50	50	44	100	46.1	50	50	46	102
	460-3-60	5.8	38	9				1.3	3.2	0.5	8.6	11125	10.5	1	25.3	57.2	60	60	56	110	58.2	60	60	57	112
												11625	16	1	38.5	73.7	80	80	71	123	74.7	80	80	72	125
												None	-	-	-	14	15	15	14	45	14.5	15	15	15	46
	575-3-60	3.8	36.5	6				1	6	0.4	8.6	10646	6	1	7.2	23	25	25	23	52	23.5	25	25	23	53
												11146	11.5	1	13.8	31.3	35	35	30	59	31.8	35	35	31	60
												11446	14	1	16.8	35	35	35	34	62	35.5	40	40	34	63
05 (4)	208-1-60	19.6	130	31				2	8.4	1.5	8.6	None	-	-	-	39.2	40	50	39	141	40.7	45	60	41	144
												10625	4.9	1	23.6	68.7	70	80	67	164	70.2	80	80	68	168
												11125	7.9	1	38	86.7	90	90	83	179	88.2	90	90	85	182
	230-1-60	19.6	130	31				2.3	7.6	1.3	8.6	None	-	-	-	38.7	40	50	39	141	40	40	50	40	144
												10625	6.5	1	27.1	72.6	80	80	70	168	73.9	80	80	72	171
												11125	10.5	1	43.8	93.5	100	100	89	185	94.8	100	100	91	188
	208-3-60	13.7	83.1	21				2	8.4	1.1	8.6	None	-	-	-	31.8	35	45	33	94	32.9	35	45	34	96
												10625	4.9	1	13.6	48.8	50	50	48	107	49.9	50	60	50	110
												11125	7.9	1	21.9	59.2	60	60	58	116	60.3	70	70	59	118
	230-3-60	13.7	83.1	21				2.3	7.6	1	8.6	11625	12	1	33.3	73.4	80	80	71	127	74.5	80	80	72	130
												None	-	-	-	31.3	35	45	32	94	32.3	35	45	33	97
												10625	6.5	1	15.6	50.8	60	60	50	110	51.8	60	60	51	112
	460-3-60	6.2	41	10				1.3	4	0.5	8.6	11125	10.5	1	25.3	62.9	70	70	61	120	63.9	70	70	62	122
												11625	16	1	38.5	79.4	80	80	76	133	80.4	90	90	78	135
												None	-	-	-	15.3	20	20	16	48	15.8	20	20	16	49
	575-3-60	4.8	33	8				1	7.6	0.4	8.6	10646	6	1	7.2	24.3	25	25	24	55	24.8	25	25	25	56
												11146	11.5	1	13.8	32.6	35	35	32	62	33.1	35	35	32	63
												11446	14	1	16.8	36.3	40	40	35	65	36.8	40	40	36	66
												None	-	-	-	11.8	15	15	12	38	12.2	15	15	13	39
												11058	9.2	1	8.9	22.9	25	25	22	47	23.3	25	25	23	48
												11458	13.8	1	13.3	28.4	30	30	27	51	28.8	30	30	28	52

XYE04-09 standard indoor blower - with powered convenience outlet (Continued)

Size (ton)	Nominal Unit Voltage	Compressor 1			Compressor 2			OD Fan Motors (each)	Supply Blower Motor	Pwr Exh Motor	Pwr Conv Outlet	Electric Heat Field-installed Kit 2EK045*				MCA ¹ (Amps)	Min Fuse ² / Breaker ³ Size (Amps)	Max Fuse ² / Breaker ³ Size (Amps)	Min Discon- nect Rating ⁴		MCA ¹ w/Pwr Exh (Amps)	Min Fuse ² / Breaker ³ Size w/ Pwr Exh (Amps)	Max Fuse ² / Breaker ³ Size w/ Pwr Exh (Amps)	Min Discon- nect Rating ⁴ / Pwr Exh		
		RLA	LRA	MCC	RLA	LRA	MCC					Model	kW	Stages	Amps				FLA	LRA				FLA	LRA	
06 (5)	208-1-60	24.4	144.2	38				2	8.4	1.5	8.6	None	-	-	-	45.2	50	60	45	155	46.7	50	70	47	158	
												10625	4.9	1	23.6	74.7	80	90	72	179	76.2	80	90	74	182	
												11125	7.9	1	38	92.7	100	100	89	193	94.2	100	100	90	196	
	230-1-60	24.4	144.2	38				2.3	7.6	1.3	8.6	None	-	-	-	44.7	45	60	44	155	46	50	70	46	158	
												10625	6.5	1	27.1	78.6	80	90	76	183	79.9	80	90	77	185	
												11125	10.5	1	43.8	99.5	100	110	95	199	100.8	110	110	96	202	
	208-3-60	16	110	25				2	8.4	1.1	8.6	None	-	-	-	34.7	35	50	35	121	35.8	40	50	37	123	
												10625	4.9	1	13.6	51.7	60	60	51	134	52.8	60	60	52	137	
												11125	7.9	1	21.9	62.1	70	70	60	143	63.2	70	70	62	145	
	230-3-60	16	110	25				2.3	7.6	1	8.6	11625	12	1	33.3	76.3	80	80	74	154	77.4	80	80	75	157	
												None	-	-	-	34.2	35	50	35	121	35.2	40	50	36	124	
												10625	6.5	1	15.6	53.7	60	60	53	137	54.7	60	60	54	139	
	460-3-60	7.8	52	12				1.3	4	0.5	8.6	11125	10.5	1	25.3	65.8	70	70	64	147	66.8	70	70	65	149	
												11625	16	1	38.5	82.3	90	90	79	160	83.3	90	90	80	162	
												None	-	-	-	17.3	20	25	18	59	17.8	20	25	18	60	
	575-3-60	5.7	38.9	9				1	7.6	0.4	8.6	10646	6	1	7.2	26.3	30	30	26	66	26.8	30	30	26	67	
												11146	11.5	1	13.8	34.6	35	35	33	73	35.1	40	40	34	74	
												11446	14	1	16.8	38.3	40	40	37	76	38.8	40	40	37	77	
	12358	23	1	22.1	40.5	45	45	39	66	40.9	45	45	39	67												
		With VFD																								
	A7 (6)	208-3-60	17.6	136	27				4.4	7	1.1	8.6	None	-	-	-	37.7	40	50	38	200	39.9	40	50	41	205
													10725	4.9	1	13.6	54.7	60	60	54	214	56.9	60	70	56	219
													11725	12	1	33.3	79.3	80	80	77	234	81.5	90	90	79	239
													12525	18.6	1	51.6	102.2	110	110	98	252	104.4	110	110	100	257
230-3-60		17.6	136	27				4.4	7.2	1	8.6	None	-	-	-	37.9	40	50	39	202	39.9	40	50	41	207	
												10725	6.5	1	15.6	57.4	60	70	56	218	59.4	60	70	59	222	
												11725	16	1	38.5	86	90	90	83	241	88	90	90	85	245	
												12525	24.8	1	59.7	112.5	125	125	107	262	114.5	125	125	109	266	
460-3-60		8.5	66.1	13				2.5	3.6	0.5	8.6	None	-	-	-	21.4	25	25	22	99	22.4	25	25	23	101	
												10746	6	1	7.2	30.4	35	35	30	106	31.4	35	35	32	109	
												11746	16.5	1	19.8	46.2	50	50	45	119	47.2	50	50	46	121	
												12646	25.5	1	30.7	59.8	60	60	58	130	60.8	70	70	59	132	
575-3-60	6.3	55.3	10				4.4	2.5	0.4	8.6	None	-	-	-	20.9	25	25	22	75	21.7	25	25	23	77		
											11758	17	1	16.4	41.4	45	45	41	91	42.2	45	45	42	93		
											12658	25.7	1	24.7	51.8	60	60	51	99	52.6	60	60	52	101		
08 (7.5)	208-3-60	13.8	83.1	22	13.6	83.1	21	5.8	7	1.1	8.6	None	-	-	-	48	50	60	51	253	50.2	60	60	54	263	
												11725	12	1	33.3	89.6	90	90	89	286	91.8	100	100	92	296	
												12525	18.6	1	51.6	112.5	125	125	111	304	114.7	125	125	113	314	
												13225	24	1	66.6	131.3	150	150	128	319	133.5	150	150	130	329	
												14225	31.8	2	88.3	124.5	125	125	119	312	127.3	150	150	122	322	
	230-3-60	13.8	83.1	22	13.6	83.1	21	5.2	7.2	1	8.6	None	-	-	-	47.6	50	60	51	251	49.6	50	60	53	256	
												11725	16	1	38.5	95.7	100	100	95	290	97.7	100	100	97	299	
												12525	24.8	1	59.7	122.2	125	125	119	311	124.2	125	125	122	320	
												13225	32	1	77	143.9	150	150	139	328	145.9	150	150	142	338	
												14225	42.4	2	102	141.9	150	150	129	319	144.4	150	150	131	329	
	460-3-60	6.2	41	10	6.1	41	10	2.9	3.6	0.5	8.6	None	-	-	-	22.6	25	25	24	126	23.6	25	25	25	128	
												11746	16.5	1	19.8	47.4	50	50	47	146	48.4	50	50	48	150	
												12846	27.8	1	33.4	64.4	70	70	63	159	65.4	70	70	64	164	
												13346	33	1	39.7	72.2	80	80	70	166	73.2	80	80	71	170	
												14246	41.7	2	50.2	69.9	70	70	63	159	71.2	80	80	64	164	
	575-3-60	4.9	33	8	4.2	33	7	2.2	2.5	0.4	8.6	None	-	-	-	16.7	20	20	18	97	17.5	20	20	19	99	
11758												17	1	16.4	37.2	40	40	37	113	38	40	40	38	117		
13458												34	1	32.7	57.6	60	60	55	129	58.4	60	60	56	133		

XYE04-09 standard indoor blower - with powered convenience outlet (Continued)

Size (ton)	Nominal Unit Voltage	Compressor 1			Compressor 2			OD Fan Motors (each)	Supply Blower Motor	Pwr Exh Motor	Pwr Conv Outlet	Electric Heat Field-Installed Kit 2EK045*				MCA ¹ (Amps)	Min Fuse ² / Breaker ³ Size (Amps)	Max Fuse ² / Breaker ³ Size (Amps)	Min Discon- nect Rating ⁴		MCA ¹ w/Pwr Exh (Amps)	Min Fuse ² / Breaker ³ Size w/ Pwr Exh (Amps)	Max Fuse ² / Breaker ³ Size w/ Pwr Exh (Amps)	Min Discon- nect Rating ⁴ / Pwr Exh	
		RLA	LRA	MCC	RLA	LRA	MCC					Model	kW	Stages	Amps				FLA	LRA				FLA	LRA
09 (8.5)	208-3-60	14.5	98	23	13.7	83.1	21	5.8	7	1.1	8.6	None	-	-	-	48.9	50	60	52	268	51.1	60	60	55	278
												11725	12	1	33.3	90.5	100	100	90	301	92.7	100	100	93	311
												12525	18.6	1	51.6	113.4	125	125	111	319	115.6	125	125	114	329
												13225	24	1	66.6	132.2	150	150	129	334	134.4	150	150	131	344
												14225	31.8	2	88.3	124.5	125	125	120	327	127.3	150	150	123	337
	230-3-60	14.5	98	23	13.7	83.1	21	5.2	7.2	1	8.6	None	-	-	-	48.5	50	60	52	266	50.5	60	60	54	271
												11725	16	1	38.5	96.6	100	100	96	305	98.6	100	100	98	314
												12525	24.8	1	59.7	123.1	125	125	120	326	125.1	150	150	123	335
												13225	32	1	77	144.8	150	150	140	343	146.8	150	150	142	352
												14225	42.4	2	102	141.9	150	150	130	334	144.4	150	150	132	344
	460-3-60	6.3	55	10	6.2	41	10	2.9	3.6	0.5	8.6	None	-	-	-	22.8	25	25	24	140	23.8	25	25	26	142
												11746	16.5	1	19.8	47.6	50	50	47	160	48.6	50	50	48	164
												12846	27.8	1	33.4	64.6	70	70	63	173	65.6	70	70	64	178
												13346	33	1	39.7	72.4	80	80	70	180	73.4	80	80	71	184
												14246	41.7	2	50.2	69.9	70	70	63	173	71.2	80	80	64	178
	575-3-60	6	41	9	4.8	33	8	2.2	2.5	0.4	8.6	None	-	-	-	18.7	20	20	20	105	19.5	20	20	21	107
												11758	17	1	16.4	39.2	40	40	39	121	40	40	40	40	125
												13458	34	1	32.7	59.6	60	60	57	137	60.4	70	70	58	141

1. Minimum Circuit Ampacity.
2. Dual Element, Time Delay Type.
3. HACR type per NEC.
4. Non-fused Disconnect, Verify on the unit nameplate that the disconnect is properly sized for the application. Units with field-installed electric heat kits may exceed the factory-installed disconnect amperage rating.

XYE04-09 medium indoor blower - without powered convenience outlet

Size (ton)	Nominal Unit Voltage	Compressor 1			Compressor 2			OD Fan Motors (each)	Supply Blower Motor	Pwr Exh Motor	Pwr Conv Outlet	Electric Heat Field-Installed Kit 2EK045*				MCA ¹ (Amp s)	Min Fuse ² / Breaker ³ Size (Amps)	Max Fuse ² / Breaker ³ Size (Amps)	Min Discon- nect Rating ⁴		MCA ¹ w/Pwr Exh (Amp s)	Min Fuse ² / Breaker ³ Size w/ Pwr Exh (Amps)	Max Fuse ² / Breaker ³ Size w/ Pwr Exh (Amps)	Min Discon- nect Rating ⁴ / Pwr Exh		
		RLA	LRA	MCC	RLA	LRA	MCC					Model	kW	Stages	Amps				FLA	LRA				FLA	LRA	
04 (3)	208-1-60	15.4	83.9	24				2	7.6	1.5		None	-	-	-	28.9	30	40	29	121	30.4	35	45	30	125	
												10625	4.9	1	23.6	58.4	60	60	56	145	59.9	60	60	58	148	
												11125	7.9	1	38	76.4	80	80	72	159	77.9	80	80	74	163	
	230-1-60	15.4	83.9	24				2.3	7	1.3		None	-	-	-	28.6	30	40	28	124	29.9	30	45	30	127	
												10625	6.5	1	27.1	62.5	70	70	60	151	63.8	70	70	61	154	
												11125	10.5	1	43.8	83.4	90	90	79	168	84.7	90	90	80	171	
	208-3-60	10.4	73	16				2	5.2	1.1		None	-	-	-	20.2	25	30	20	100	21.3	25	30	22	102	
												10625	4.9	1	13.6	37.2	40	40	36	113	38.3	40	45	37	116	
												11125	7.9	1	21.9	47.6	50	50	45	122	48.7	50	50	47	124	
												11625	12	1	33.3	61.8	70	70	59	133	62.9	70	70	60	136	
												None	-	-	-	20.5	25	30	21	103	21.5	25	30	22	105	
												10625	6.5	1	15.6	40	40	45	39	119	41	45	45	40	121	
								2.3	5.2	1		11125	10.5	1	25.3	52.1	60	60	50	128	53.1	60	60	51	131	
												11625	16	1	38.5	68.6	70	70	65	141	69.6	70	70	66	144	
												None	-	-	-	11.2	15	15	11	53	11.7	15	15	12	55	
	460-3-60	5.8	38	9				1.3	2.6	0.5		10646	6	1	7.2	20.2	25	25	19	61	20.7	25	25	20	62	
												11146	11.5	1	13.8	28.5	30	30	27	67	29	30	30	28	68	
												11446	14	1	16.8	32.2	35	35	30	70	32.7	35	35	31	71	
	575-3-60	3.8	36.5	6				1	2	0.4		None	-	-	-	7.8	15	15	8	49	8.2	15	15	8	50	
												11058	9.2	1	8.9	18.9	20	20	18	58	19.3	20	20	19	59	
												11458	13.8	1	13.3	24.4	25	25	23	62	24.8	25	25	24	63	
	05 (4)	208-1-60	19.6	130	31				2	7.6	1.5		None	-	-	-	34.1	35	50	34	167	35.6	40	50	35	171
													10625	4.9	1	23.6	63.6	70	70	61	191	65.1	70	70	62	194
													11125	7.9	1	38	81.6	90	90	77	205	83.1	90	90	79	209
230-1-60		19.6	130	31				2.3	7	1.3		None	-	-	-	33.8	35	50	33	170	35.1	40	50	35	173	
												10625	6.5	1	27.1	67.7	70	80	64	198	69	70	80	66	200	
												11125	10.5	1	43.8	88.6	90	90	84	214	89.9	90	90	85	217	
208-3-60		13.7	83.1	21				2	5.2	1.1		None	-	-	-	24.3	25	35	24	110	25.4	30	35	25	112	
												10625	4.9	1	13.6	41.3	45	50	40	124	42.4	45	50	41	126	
												11125	7.9	1	21.9	51.7	60	60	49	132	52.8	60	60	50	134	
												11625	12	1	33.3	65.9	70	70	62	143	67	70	70	64	146	
												None	-	-	-	24.6	25	35	24	113	25.6	30	35	26	115	
												10625	6.5	1	15.6	44.1	45	50	42	129	45.1	50	50	43	131	
								2.3	5.2	1		11125	10.5	1	25.3	56.2	60	60	53	138	57.2	60	60	55	141	
												11625	16	1	38.5	72.7	80	80	69	152	73.7	80	80	70	154	
												None	-	-	-	11.7	15	15	12	56	12.2	15	15	12	58	
460-3-60		6.2	41	10				1.3	2.6	0.5		10646	6	1	7.2	20.7	25	25	20	64	21.2	25	25	20	65	
												11146	11.5	1	13.8	29	30	30	27	70	29.5	30	30	28	71	
												11446	14	1	16.8	32.7	35	35	31	73	33.2	35	35	32	74	
575-3-60		4.8	33	8				1	2	0.4		None	-	-	-	9	15	15	9	45	9.4	15	15	9	46	
												11058	9.2	1	8.9	20.1	25	25	19	54	20.5	25	25	20	55	
												11458	13.8	1	13.3	25.6	30	30	24	59	26	30	30	25	60	

XYE04-09 medium indoor blower - without powered convenience outlet (Continued)

Size (ton)	Nominal Unit Voltage	Compressor 1			Compressor 2			OD Fan Motors (each)	Supply Blower Motor	Pwr Exh Motor	Pwr Conv Outlet	Electric Heat Field-installed Kit 2EK045*				MCA ¹ (Amp s)	Min Fuse ² / Breaker ³ Size (Amps)	Max Fuse ² / Breaker ³ Size (Amps)	Min Discon- nect Rating ⁴		MCA ¹ w/Pwr Exh (Amp s)	Min Fuse ² / Breaker ³ Size w/ Pwr Exh (Amps)	Max Fuse ² / Breaker ³ Size w/ Pwr Exh (Amps)	Min Discon- nect Rating ⁴ / Pwr Exh		
		RLA	LRA	MCC	RLA	LRA	MCC					Model	kW	Stages	Amps				FLA	LRA				FLA	LRA	
06 (5)	208-1-60	24.4	144. 2	38				2	6.8	1.5		None	-	-	-	39.3	40	60	38	181	40.8	45	60	40	185	
												10625	4.9	1	23.6	68.8	70	80	65	205	70.3	80	80	67	208	
												11125	7.9	1	38	86.8	90	100	82	219	88.3	90	100	84	223	
	230-1-60	24.4	144. 2	38				2.3	6.2	1.3		None	-	-	-	39	40	60	38	182	40.3	45	60	39	185	
												10625	6.5	1	27.1	72.9	80	90	69	209	74.2	80	90	70	212	
												11125	10.5	1	43.8	93.8	100	100	88	226	95.1	100	100	90	229	
	208-3-60	16	110	25				2	7	1.1		None	-	-	-	29	30	45	29	175	30.1	35	45	30	177	
												10625	4.9	1	13.6	46	50	50	44	188	47.1	50	50	46	191	
												11125	7.9	1	21.9	56.4	60	60	54	196	57.5	60	60	55	199	
												11625	12	1	33.3	70.6	80	80	67	208	71.7	80	80	68	210	
	230-3-60	16	110	25				2.3	7.2	1		None	-	-	-	29.5	30	45	29	177	30.5	35	45	30	179	
												10625	6.5	1	15.6	49	50	60	47	192	50	50	60	48	195	
												11125	10.5	1	25.3	61.1	70	70	58	202	62.1	70	70	60	204	
												11625	16	1	38.5	77.6	80	80	74	215	78.6	80	80	75	218	
	460-3-60	7.8	52	12				1.3	3.6	0.5		None	-	-	-	14.7	15	20	15	86	15.2	20	20	15	87	
												10646	6	1	7.2	23.7	25	25	23	93	24.2	25	25	23	94	
												11146	11.5	1	13.8	32	35	35	30	100	32.5	35	35	31	101	
	575-3-60	5.7	38.9	9				1	2.5	0.4		11446	14	1	16.8	35.7	40	40	34	103	36.2	40	40	35	104	
												None	-	-	-	10.6	15	15	11	59	11	15	15	11	60	
												11458	13.8	1	13.3	27.2	30	30	26	72	27.6	30	30	26	73	
													12358	23	1	22.1	38.2	40	40	36	81	38.6	40	40	36	82
With VFD																										
A7 (6)	208-3-60	17.6	136	27				4.4	8.9	1.1		None	-	-	-	35.3	40	50	36	198	37.5	40	50	38	203	
												10725	4.9	1	13.6	52.3	60	60	51	211	54.5	60	60	54	216	
												11725	12	1	33.3	76.9	80	80	74	231	79.1	80	80	76	236	
												12525	18.6	1	51.6	99.8	100	100	95	249	102	110	110	97	254	
	230-3-60	17.6	136	27				4.4	8.2	1		None	-	-	-	34.6	35	50	35	205	36.6	40	50	37	210	
												10725	6.5	1	15.6	54.1	60	60	53	221	56.1	60	60	55	225	
												11725	16	1	38.5	82.7	90	90	79	244	84.7	90	90	81	248	
												12525	24.8	1	59.7	109.2	110	110	103	265	111.2	125	125	106	269	
	460-3-60	8.5	66.1	13				2.5	4.1	0.5		None	-	-	-	19.7	20	25	20	101	20.7	25	25	21	103	
												10746	6	1	7.2	28.7	30	35	29	108	29.7	30	35	30	110	
												11746	16.5	1	19.8	44.5	45	45	43	120	45.5	50	50	44	123	
												12646	25.5	1	30.7	58.1	60	60	56	131	59.1	60	60	57	134	
	575-3-60	6.3	55.3	10				4.4	3.2	0.4		None	-	-	-	19.9	20	25	21	81	20.7	25	25	22	83	
												11758	17	1	16.4	40.4	45	45	40	98	41.2	45	45	41	100	
												12658	25.7	1	24.7	50.8	60	60	49	106	51.6	60	60	50	108	
08 (7.5)	208-3-60	13.8	83.1	22	13.6	83.1	21	5.8	7	1.1		None	-	-	-	43.7	45	50	46	248	45.9	50	50	49	258	
												11725	12	1	33.3	85.3	90	90	85	282	87.5	90	90	87	292	
												12525	18.6	1	51.6	108.2	110	110	106	300	110.4	125	125	108	310	
												13225	24	1	66.6	127	150	150	123	315	129.2	150	150	125	325	
												14225	31.8	2	88.3	119.1	125	125	114	307	121.9	125	125	117	317	
	230-3-60	13.8	83.1	22	13.6	83.1	21	5.2	7.2	1		None	-	-	-	43.3	45	50	46	247	45.3	50	50	48	252	
												11725	16	1	38.5	91.4	100	100	90	286	93.4	100	100	92	295	
												12525	24.8	1	59.7	117.9	125	125	114	307	119.9	125	125	117	316	
												13225	32	1	77	139.6	150	150	134	324	141.6	150	150	137	333	
												14225	42.4	2	102	136.5	150	150	124	315	139	150	150	126	324	
	460-3-60	6.2	41	10	6.1	41	10	2.9	3.6	0.5		None	-	-	-	20.4	25	25	22	124	21.4	25	25	23	126	
												11746	16.5	1	19.8	45.2	50	50	44	144	46.2	50	50	46	148	
												12846	27.8	1	33.4	62.2	70	70	60	157	63.2	70	70	61	162	
												13346	33	1	39.7	70	70	70	67	164	71	80	80	68	168	
												14246	41.7	2	50.2	67.3	70	70	60	157	68.5	70	70	61	162	
	575-3-60	4.9	33	8	4.2	33	7	2.2	2.5	0.4		None	-	-	-	15	20	20	16	95	15.8	20	20	17	97	
												11758	17	1	16.4	35.5	40	40	35	111	36.3	40	40	36	115	
13458												34	1	32.7	55.9	60	60	53	128	56.7	60	60	54	131		

XYE04-09 medium indoor blower - without powered convenience outlet (Continued)

Size (ton)	Nominal Unit Voltage	Compressor 1			Compressor 2			OD Fan Motors (each)	Supply Blower Motor	Pwr Exh Motor	Pwr Conv Outlet	Electric Heat Field-Installed Kit 2EK045*				MCA ¹ (Amp s)	Min Fuse ² / Breaker ³ Size (Amps)	Max Fuse ² / Breaker ³ Size (Amps)	Min Discon- nect Rating ⁴		MCA ¹ w/Pwr Exh (Amp s)	Min Fuse ² / Breaker ³ Size w/ Pwr Exh (Amps)	Max Fuse ² / Breaker ³ Size w/ Pwr Exh (Amps)	Min Discon- nect Rating ⁴ / Pwr Exh	
		RLA	LRA	MCC	RLA	LRA	MCC					Model	kW	Stages	Amps				FLA	LRA				FLA	LRA
09 (8.5)	208-3-60	14.5	98	23	13.7	83.1	21	5.8	7	1.1		None	-	-	-	44.6	45	50	47	263	46.8	50	60	50	273
												11725	12	1	33.3	86.2	90	90	85	297	88.4	90	90	88	307
												12525	18.6	1	51.6	109.1	110	110	106	315	111.3	125	125	109	325
												13225	24	1	66.6	127.9	150	150	124	330	130.1	150	150	126	340
												14225	31.8	2	88.3	119.1	125	125	115	322	121.9	125	125	118	332
	230-3-60	14.5	98	23	13.7	83.1	21	5.2	7.2	1		None	-	-	-	44.2	45	50	47	262	46.2	50	60	49	267
												11725	16	1	38.5	92.3	100	100	91	300	94.3	100	100	93	310
												12525	24.8	1	59.7	118.8	125	125	115	322	120.8	125	125	118	331
												13225	32	1	77	140.5	150	150	135	339	142.5	150	150	138	348
												14225	42.4	2	102	136.5	150	150	125	330	139	150	150	127	339
	460-3-60	6.3	55	10	6.2	41	10	2.9	3.6	0.5		None	-	-	-	20.6	25	25	22	138	21.6	25	25	23	140
												11746	16.5	1	19.8	45.4	50	50	45	158	46.4	50	50	46	162
												12846	27.8	1	33.4	62.4	70	70	60	171	63.4	70	70	61	176
												13346	33	1	39.7	70.2	80	80	68	178	71.2	80	80	69	182
												14246	41.7	2	50.2	67.3	70	70	60	171	68.5	70	70	61	176
	575-3-60	6	41	9	4.8	33	8	2.2	2.5	0.4		None	-	-	-	17	20	20	18	103	17.8	20	20	19	105
												11758	17	1	16.4	37.5	40	40	37	119	38.3	40	40	38	123
												13458	34	1	32.7	57.9	60	60	55	136	58.7	60	60	56	139

1. Minimum Circuit Ampacity.
2. Dual Element, Time Delay Type.
3. HACR type per NEC.
4. Non-fused Disconnect, Verify on the unit nameplate that the disconnect is properly sized for the application. Units with field-installed electric heat kits may exceed the factory-installed disconnect amperage rating.

XYE04-09 medium indoor blower - with powered convenience outlet

Size (ton)	Nominal Unit Voltage	Compressor 1			Compressor 2			OD Fan Motors (each)	Supply Blower Motor	Pwr Exh Motor	Pwr Conv Outlet	Electric Heat Field-Installed Kit 2EK045*				MCA ¹ (Amps)	Min Fuse ² / Breaker ³ Size (Amps)	Max Fuse ² / Breaker ³ Size (Amps)	Min Discon- nect Rating ⁴		MCA ¹ w/Pwr Exh (Amps)	Min Fuse ² / Breaker ³ Size w/ Pwr Exh (Amps)	Max Fuse ² / Breaker ³ Size w/ Pwr Exh (Amps)	Min Discon- nect Rating ⁴ / Pwr Exh	
		RLA	LRA	MCC	RLA	LRA	MCC					None	-	-	-				33.2	35				45	34
04 (3)	208-1-60	15.4	83.9	24				2	7.6	1.5	8.6	10625	4.9	1	23.6	62.7	70	70	61	149	64.2	70	70	63	153
												11125	7.9	1	38	80.7	90	90	77	164	82.2	90	90	79	167
												None	-	-	-	32.9	35	45	33	129	34.2	35	45	35	132
	230-1-60	15.4	83.9	24				2.3	7	1.3	8.6	10625	6.5	1	27.1	66.8	70	70	65	156	68.1	70	70	66	159
												11125	10.5	1	43.8	87.7	90	90	84	172	89	90	90	85	175
												None	-	-	-	24.5	25	30	25	104	25.6	30	35	26	107
	208-3-60	10.4	73	16				2	5.2	1.1	8.6	10625	4.9	1	13.6	41.5	45	45	41	118	42.6	45	45	42	120
												11125	7.9	1	21.9	51.9	60	60	50	126	53	60	60	52	129
												11625	12	1	33.3	66.1	70	70	63	137	67.2	70	70	65	140
	230-3-60	10.4	73	16				2.3	5.2	1	8.6	None	-	-	-	24.8	25	35	26	107	25.8	30	35	27	110
												10625	6.5	1	15.6	44.3	45	50	43	123	45.3	50	50	45	125
												11125	10.5	1	25.3	56.4	60	60	55	133	57.4	60	60	56	135
	460-3-60	5.8	38	9				1.3	2.6	0.5	8.6	11625	16	1	38.5	72.9	80	80	70	146	73.9	80	80	71	148
												None	-	-	-	13.4	15	15	14	56	13.9	15	15	14	57
												10646	6	1	7.2	22.4	25	25	22	63	22.9	25	25	23	64
	575-3-60	3.8	36.5	6				1	2	0.4	8.6	11146	11.5	1	13.8	30.7	35	35	30	69	31.2	35	35	30	70
												11446	14	1	16.8	34.4	35	35	33	72	34.9	35	35	34	73
												None	-	-	-	9.5	15	15	10	51	9.9	15	15	10	51
05 (4)	208-1-60	19.6	130	31				2	7.6	1.5	8.6	11058	9.2	1	8.9	20.6	25	25	20	59	21	25	25	20	60
												11458	13.8	1	13.3	26.1	30	30	25	64	26.5	30	30	26	65
												None	-	-	-	38.4	40	50	39	172	39.9	40	50	40	175
	230-1-60	19.6	130	31				2.3	7	1.3	8.6	10625	4.9	1	23.6	67.9	70	80	66	195	69.4	70	80	67	199
												11125	7.9	1	38	85.9	90	90	82	210	87.4	90	90	84	213
												None	-	-	-	38.1	40	50	38	175	39.4	40	50	40	178
	208-3-60	13.7	83.1	21				2	5.2	1.1	8.6	10625	6.5	1	27.1	72	80	80	69	202	73.3	80	80	71	205
												11125	10.5	1	43.8	92.9	100	100	89	219	94.2	100	100	90	221
												None	-	-	-	28.6	30	40	29	114	29.7	30	40	30	117
	230-3-60	13.7	83.1	21				2.3	5.2	1	8.6	10625	4.9	1	13.6	45.6	50	50	45	128	46.7	50	50	46	130
												11125	7.9	1	21.9	56	60	60	54	136	57.1	60	60	55	139
												11625	12	1	33.3	70.2	80	80	67	148	71.3	80	80	69	150
	460-3-60	6.2	41	10				1.3	2.6	0.5	8.6	None	-	-	-	28.9	30	40	29	117	29.9	30	40	30	120
												10625	6.5	1	15.6	48.4	50	50	47	133	49.4	50	50	48	135
												11125	10.5	1	25.3	60.5	70	70	58	143	61.5	70	70	60	145
	575-3-60	4.8	33	8				1	2	0.4	8.6	11625	16	1	38.5	77	80	80	74	156	78	80	80	75	158
												None	-	-	-	13.9	15	20	14	59	14.4	15	20	15	60
												10646	6	1	7.2	22.9	25	25	22	66	23.4	25	25	23	67
											11146	11.5	1	13.8	31.2	35	35	30	72	31.7	35	35	31	73	
											11446	14	1	16.8	34.9	35	35	33	75	35.4	40	40	34	76	
											None	-	-	-	10.7	15	15	11	47	11.1	15	15	11	48	
											11058	9.2	1	8.9	21.8	25	25	21	56	22.2	25	25	22	57	
											11458	13.8	1	13.3	27.3	30	30	26	60	27.7	30	30	27	61	

XYE04-09 medium indoor blower - with powered convenience outlet (Continued)

Size (ton)	Nominal Unit Voltage	Compressor 1			Compressor 2			OD Fan Motors (each)	Supply Blower Motor	Pwr Exh Motor	Pwr Conv Outlet	Electric Heat Field-installed Kit 2EK045*				MCA ¹ (Amps)	Min Fuse ² / Breaker ³ Size (Amps)	Max Fuse ² / Breaker ³ Size (Amps)	Min Discon- nect Rating ⁴		MCA ¹ w/Pwr Exh (Amps)	Min Fuse ² / Breaker ³ Size w/ Pwr Exh (Amps)	Max Fuse ² / Breaker ³ Size w/ Pwr Exh (Amps)	Min Discon- nect Rating ⁴ / Pwr Exh		
		RLA	LRA	MCC	RLA	LRA	MCC					Model	kW	Stages	Amps				FLA	LRA				FLA	LRA	
06 (5)	208-1-60	24.4	144.2	38				2	6.8	1.5	8.6	None	-	-	-	43.6	45	60	43	185	45.1	50	60	45	189	
												10625	4.9	1	23.6	73.1	80	90	70	209	74.6	80	90	72	212	
												11125	7.9	1	38	91.1	100	100	87	223	92.6	100	100	89	227	
	230-1-60	24.4	144.2	38				2.3	6.2	1.3	8.6	None	-	-	-	43.3	45	60	43	186	44.6	45	60	44	189	
												10625	6.5	1	27.1	77.2	80	90	74	214	78.5	80	90	75	216	
												11125	10.5	1	43.8	98.1	100	110	93	230	99.4	100	110	95	233	
	208-3-60	16	110	25				2	7	1.1	8.6	None	-	-	-	33.3	35	45	34	179	34.4	35	50	35	181	
												10625	4.9	1	13.6	50.3	60	60	49	192	51.4	60	60	51	195	
												11125	7.9	1	21.9	60.7	70	70	59	201	61.8	70	70	60	203	
												11625	12	1	33.3	74.9	80	80	72	212	76	80	80	73	215	
												None	-	-	-	33.8	35	45	34	181	34.8	35	50	35	183	
												10625	6.5	1	15.6	53.3	60	60	52	197	54.3	60	60	53	199	
	230-3-60	16	110	25				2.3	7.2	1	8.6	11125	10.5	1	25.3	65.4	70	70	63	206	66.4	70	70	65	209	
												11625	16	1	38.5	81.9	90	90	79	220	82.9	90	90	80	222	
												None	-	-	-	16.9	20	20	17	88	17.4	20	20	18	89	
	460-3-60	7.8	52	12				1.3	3.6	0.5	8.6	10646	6	1	7.2	25.9	30	30	25	95	26.4	30	30	26	96	
												11146	11.5	1	13.8	34.2	35	35	33	102	34.7	35	35	34	103	
												11446	14	1	16.8	37.9	40	40	36	105	38.4	40	40	37	106	
	575-3-60	5.7	38.9	9				1	2.5	0.4	8.6	None	-	-	-	12.3	15	15	13	61	12.7	15	15	13	62	
												11458	13.8	1	13.3	28.9	30	30	28	74	29.3	30	30	28	75	
												12358	23	1	22.1	39.9	40	40	38	83	40.3	45	45	38	84	
	With VFD																									
	A7 (6)	208-3-60	17.6	136	27				4.4	8.9	1.1	8.6	None	-	-	-	39.6	40	50	40	202	41.8	45	50	43	207
													10725	4.9	1	13.6	56.6	60	70	56	216	58.8	60	70	59	221
11725													12	1	33.3	81.2	90	90	79	235	83.4	90	90	81	240	
								4.4	8.2	1	8.6	12525	18.6	1	51.6	104.1	110	110	100	254	106.3	110	110	102	259	
												None	-	-	-	38.9	40	50	40	209	40.9	45	50	42	214	
												10725	6.5	1	15.6	58.4	60	70	58	225	60.4	70	70	60	230	
230-3-60		17.6	136	27				4.4	8.2	1	8.6	11725	16	1	38.5	87	90	90	84	248	89	90	90	86	252	
												12525	24.8	1	59.7	113.5	125	125	108	269	115.5	125	125	111	274	
												None	-	-	-	21.9	25	30	23	103	22.9	25	30	24	105	
460-3-60		8.5	66.1	13				2.5	4.1	0.5	8.6	10746	6	1	7.2	30.9	35	35	31	110	31.9	35	35	32	112	
												11746	16.5	1	19.8	46.7	50	50	46	123	47.7	50	50	47	125	
												12646	25.5	1	30.7	60.3	70	70	58	133	61.3	70	70	59	136	
575-3-60		6.3	55.3	10				4.4	3.2	0.4	8.6	None	-	-	-	21.6	25	25	23	83	22.4	25	25	24	85	
												11758	17	1	16.4	42.1	45	45	42	100	42.9	45	45	43	101	
												12658	25.7	1	24.7	52.5	60	60	51	108	53.3	60	60	52	110	
208-3-60		17.6	136	27				4.4	8.9	1.1	8.6	None	-	-	-	39.6	40	50	40	202	41.8	45	50	43	207	
												10725	4.9	1	13.6	56.6	60	70	56	216	58.8	60	70	59	221	
												11725	12	1	33.3	81.2	90	90	79	235	83.4	90	90	81	240	
08 (7.5)		208-3-60	13.8	83.1	22	13.6	83.1	21	5.8	7	1.1	8.6	None	-	-	-	48	50	60	51	253	50.2	60	60	54	263
													11725	12	1	33.3	89.6	90	90	89	286	91.8	100	100	92	296
													12525	18.6	1	51.6	112.5	125	125	111	304	114.7	125	125	113	314
									5.8	7	1.1	8.6	13225	24	1	66.6	131.3	150	150	128	319	133.5	150	150	130	329
													14225	31.8	2	88.3	124.5	125	125	119	312	127.3	150	150	122	322
													None	-	-	-	47.6	50	60	51	251	49.6	50	60	53	256
	230-3-60	13.8	83.1	22	13.6	83.1	21	5.2	7.2	1	8.6	11725	16	1	38.5	95.7	100	100	95	290	97.7	100	100	97	299	
												12525	24.8	1	59.7	122.2	125	125	119	311	124.2	125	125	122	320	
												13225	32	1	77	143.9	150	150	139	328	145.9	150	150	142	338	
								5.2	7.2	1	8.6	14225	42.4	2	102	141.9	150	150	129	319	144.4	150	150	131	329	
												None	-	-	-	22.6	25	25	24	126	23.6	25	25	25	128	
												11746	16.5	1	19.8	47.4	50	50	47	146	48.4	50	50	48	150	
	460-3-60	6.2	41	10	6.1	41	10	2.9	3.6	0.5	8.6	12846	27.8	1	33.4	64.4	70	70	63	159	65.4	70	70	64	164	
												13346	33	1	39.7	72.2	80	80	70	166	73.2	80	80	71	170	
												14246	41.7	2	50.2	69.9	70	70	63	159	71.2	80	80	64	164	
	575-3-60	4.9	33	8	4.2	33	7	2.2	2.5	0.4	8.6	None	-	-	-	16.7	20	20	18	97	17.5	20	20	19	99	
												11758	17	1	16.4	37.2	40	40	37	113	38	40	40	38	117	
												13458	34	1	32.7	57.6	60	60	55	129	58.4	60	60	56	133	

XYE04-09 medium indoor blower - with powered convenience outlet (Continued)

Size (ton)	Nominal Unit Voltage	Compressor 1			Compressor 2			OD Fan Motors (each)	Supply Blower Motor	Pwr Exh Motor	Pwr Conv Outlet	Electric Heat Field-installed Kit 2EK045*				MCA ¹ (Amps)	Min Fuse ² / Breaker ³ Size (Amps)	Max Fuse ² / Breaker ³ Size (Amps)	Min Discon- nect Rating ⁴		MCA ¹ w/Pwr Exh (Amps)	Min Fuse ² / Breaker ³ Size w/ Pwr Exh (Amps)	Max Fuse ² / Breaker ³ Size w/ Pwr Exh (Amps)	Min Discon- nect Rating ⁴ / Pwr Exh	
		RLA	LRA	MCC	RLA	LRA	MCC					Model	kW	Stages	Amps				FLA	LRA				FLA	LRA
09 (8.5)	208-3-60	14.5	98	23	13.7	83.1	21	5.8	7	1.1	8.6	None	-	-	-	48.9	50	60	52	268	51.1	60	60	55	278
												11725	12	1	33.3	90.5	100	100	90	301	92.7	100	100	93	311
												12525	18.6	1	51.6	113.4	125	125	111	319	115.6	125	125	114	329
												13225	24	1	66.6	132.2	150	150	129	334	134.4	150	150	131	344
												14225	31.8	2	88.3	124.5	125	125	120	327	127.3	150	150	123	337
	230-3-60	14.5	98	23	13.7	83.1	21	5.2	7.2	1	8.6	None	-	-	-	48.5	50	60	52	266	50.5	60	60	54	271
												11725	16	1	38.5	96.6	100	100	96	305	98.6	100	100	98	314
												12525	24.8	1	59.7	123.1	125	125	120	326	125.1	150	150	123	335
												13225	32	1	77	144.8	150	150	140	343	146.8	150	150	142	352
												14225	42.4	2	102	141.9	150	150	130	334	144.4	150	150	132	344
	460-3-60	6.3	55	10	6.2	41	10	2.9	3.6	0.5	8.6	None	-	-	-	22.8	25	25	24	140	23.8	25	25	26	142
												11746	16.5	1	19.8	47.6	50	50	47	160	48.6	50	50	48	164
												12846	27.8	1	33.4	64.6	70	70	63	173	65.6	70	70	64	178
												13346	33	1	39.7	72.4	80	80	70	180	73.4	80	80	71	184
												14246	41.7	2	50.2	69.9	70	70	63	173	71.2	80	80	64	178
	575-3-60	6	41	9	4.8	33	8	2.2	2.5	0.4	8.6	None	-	-	-	18.7	20	20	20	105	19.5	20	20	21	107
												11758	17	1	16.4	39.2	40	40	39	121	40	40	40	40	125
												13458	34	1	32.7	59.6	60	60	57	137	60.4	70	70	58	141

1. Minimum Circuit Ampacity.
2. Dual Element, Time Delay Type.
3. HACR type per NEC.
4. Non-fused Disconnect, Verify on the unit nameplate that the disconnect is properly sized for the application. Units with field-installed electric heat kits may exceed the factory-installed disconnect amperage rating.

XYE04-09 high indoor blower - without powered convenience outlet

Size (ton)	Nominal Unit Voltage	Compressor 1			Compressor 2			OD Fan Motors (each)	Supply Blower Motor	Pwr Exh Motor	Pwr Conv Outlet	Electric Heat Field-Installed Kit 2EK045*				MCA ¹ (Amps)	Min Fuse ² / Breaker ³ Size (Amps)	Max Fuse ² / Breaker ³ Size (Amps)	Min Discon- nect Rating ⁴		MCA ¹ w/Pwr Exh (Amps)	Min Fuse ² / Breaker ³ Size w/ Pwr Exh (Amps)	Max Fuse ² / Breaker ³ Size w/ Pwr Exh (Amps)	Min Discon- nect Rating ⁴ / Pwr Exh	
		RLA	LRA	MCC	RLA	LRA	MCC					Model	kW	Stages	Amps				FLA	LRA				FLA	LRA
04 (3)	208-3-60	10.4	73	16				2	5.2	1.1		None	-	-	-	20.2	25	30	20	100	21.3	25	30	22	102
												10625	4.9	1	13.6	37.2	40	40	36	113	38.3	40	45	37	116
												11125	7.9	1	21.9	47.6	50	50	45	122	48.7	50	50	47	124
												11625	12	1	33.3	61.8	70	70	59	133	62.9	70	70	60	136
	230-3-60	10.4	73	16				2.3	5.2	1		None	-	-	-	20.5	25	30	21	103	21.5	25	30	22	105
												10625	6.5	1	15.6	40	40	45	39	119	41	45	45	40	121
												11125	10.5	1	25.3	52.1	60	60	50	128	53.1	60	60	51	131
												11625	16	1	38.5	68.6	70	70	65	141	69.6	70	70	66	144
	460-3-60	5.8	38	9				1.3	2.6	0.5		None	-	-	-	11.2	15	15	11	53	11.7	15	15	12	55
												10646	6	1	7.2	20.2	25	25	19	61	20.7	25	25	20	62
												11146	11.5	1	13.8	28.5	30	30	27	67	29	30	30	28	68
												11446	14	1	16.8	32.2	35	35	30	70	32.7	35	35	31	71
	575-3-60	3.8	36.5	6				1	2	0.4		None	-	-	-	7.8	15	15	8	49	8.2	15	15	8	50
												11058	9.2	1	8.9	18.9	20	20	18	58	19.3	20	20	19	59
												11458	13.8	1	13.3	24.4	25	25	23	62	24.8	25	25	24	63
05 (4)	208-3-60	13.7	83.1	21				2	5.2	1.1		None	-	-	-	24.3	25	35	24	110	25.4	30	35	25	112
												10625	4.9	1	13.6	41.3	45	50	40	124	42.4	45	50	41	126
												11125	7.9	1	21.9	51.7	60	60	49	132	52.8	60	60	50	134
												11625	12	1	33.3	65.9	70	70	62	143	67	70	70	64	146
	230-3-60	13.7	83.1	21				2.3	5.2	1		None	-	-	-	24.6	25	35	24	113	25.6	30	35	26	115
												10625	6.5	1	15.6	44.1	45	50	42	129	45.1	50	50	43	131
												11125	10.5	1	25.3	56.2	60	60	53	138	57.2	60	60	55	141
												11625	16	1	38.5	72.7	80	80	69	152	73.7	80	80	70	154
	460-3-60	6.2	41	10				1.3	2.6	0.5		None	-	-	-	11.7	15	15	12	56	12.2	15	15	12	58
												10646	6	1	7.2	20.7	25	25	20	64	21.2	25	25	20	65
												11146	11.5	1	13.8	29	30	30	27	70	29.5	30	30	28	71
												11446	14	1	16.8	32.7	35	35	31	73	33.2	35	35	32	74
	575-3-60	4.8	33	8				1	2	0.4		None	-	-	-	9	15	15	9	45	9.4	15	15	9	46
												11058	9.2	1	8.9	20.1	25	25	19	54	20.5	25	25	20	55
												11458	13.8	1	13.3	25.6	30	30	24	59	26	30	30	25	60
06 (5)	208-3-60	16	110	25				2	8.9	1.1		None	-	-	-	30.9	35	45	31	191	32	35	45	32	194
												10625	4.9	1	13.6	47.9	50	60	47	205	49	50	60	48	207
												11125	7.9	1	21.9	58.3	60	60	56	213	59.4	60	60	57	216
												11625	12	1	33.3	72.5	80	80	69	225	73.6	80	80	70	227
	230-3-60	16	110	25				2.3	8.2	1		None	-	-	-	30.5	35	45	30	194	31.5	35	45	32	196
												10625	6.5	1	15.6	50	50	60	48	210	51	60	60	50	212
												11125	10.5	1	25.3	62.1	70	70	60	219	63.1	70	70	61	222
												11625	16	1	38.5	78.6	80	80	75	232	79.6	80	80	76	235
	460-3-60	7.8	52	12				1.3	4.1	0.5		None	-	-	-	15.2	20	20	15	89	15.7	20	20	16	91
												10646	6	1	7.2	24.2	25	30	23	97	24.7	25	30	24	98
												11146	11.5	1	13.8	32.5	35	35	31	103	33	35	35	32	104
												11446	14	1	16.8	36.2	40	40	35	106	36.7	40	40	35	107
	575-3-60	5.7	38.9	9				1	3.2	0.4		None	-	-	-	11.3	15	15	11	67	11.7	15	15	12	68
												11458	13.8	1	13.3	27.9	30	30	27	81	28.3	30	30	27	82
												12358	23	1	22.1	38.9	40	40	37	89	39.3	40	40	37	90

Johnson Controls Ducted Systems

1. Minimum Circuit Ampacity.
2. Dual Element, Time Delay Type.
3. HACR type per NEC.
4. Non-fused Disconnect, Verify on the unit nameplate that the disconnect is properly sized for the application. Units with field-installed electric heat kits may exceed the factory-installed disconnect amperage rating.

XYE04-09 high indoor blower - with powered convenience outlet

Size (ton)	Nominal Unit Voltage	Compressor 1			Compressor 2			OD Fan Motors (each)	Supply Blower Motor	Pwr Exh Motor	Pwr Conv Outlet	Electric Heat Field-Installed Kit 2EK045*				MCA ¹ (Amps)	Min Fuse ² / Breaker ³ Size (Amps)	Max Fuse ² / Breaker ³ Size (Amps)	Min Discon- nect Rating ⁴		MCA ¹ w/Pwr Exh (Amp s)	Min Fuse ² / Breaker ³ Size w/ Pwr Exh (Amps)	Max Fuse ² / Breaker ³ Size w/ Pwr Exh (Amps)	Min Discon- nect Rating ⁴ / Pwr Exh																																																																																																																																																																																																																																																																																																																																																																																																																																																																																																																																																																																																																																																																																	
		RLA	LRA	MCC	RLA	LRA	MCC					Model	kW	Stages	Amps				FLA	LRA				FLA	LRA																																																																																																																																																																																																																																																																																																																																																																																																																																																																																																																																																																																																																																																																																
04 (3)	208-3-60	10.4	73	16				2	5.2	1.1	8.6	None	-	-	-	24.5	25	30	25	104	25.6	30	35	26	107																																																																																																																																																																																																																																																																																																																																																																																																																																																																																																																																																																																																																																																																																
												10625	4.9	1	13.6	41.5	45	45	41	118	42.6	45	45	42	120																																																																																																																																																																																																																																																																																																																																																																																																																																																																																																																																																																																																																																																																																
												11125	7.9	1	21.9	51.9	60	60	50	126	53	60	60	52	129																																																																																																																																																																																																																																																																																																																																																																																																																																																																																																																																																																																																																																																																																
												11625	12	1	33.3	66.1	70	70	63	137	67.2	70	70	65	140																																																																																																																																																																																																																																																																																																																																																																																																																																																																																																																																																																																																																																																																																
	230-3-60	10.4	73	16				2.3	5.2	1	8.6	None	-	-	-	24.8	25	35	26	107	25.8	30	35	27	110																																																																																																																																																																																																																																																																																																																																																																																																																																																																																																																																																																																																																																																																																
												10625	6.5	1	15.6	44.3	45	50	43	123	45.3	50	50	45	125																																																																																																																																																																																																																																																																																																																																																																																																																																																																																																																																																																																																																																																																																
												11125	10.5	1	25.3	56.4	60	60	55	133	57.4	60	60	56	135																																																																																																																																																																																																																																																																																																																																																																																																																																																																																																																																																																																																																																																																																
												11625	16	1	38.5	72.9	80	80	70	146	73.9	80	80	71	148																																																																																																																																																																																																																																																																																																																																																																																																																																																																																																																																																																																																																																																																																
	460-3-60	5.8	38	9				1.3	2.6	0.5	8.6	None	-	-	-	13.4	15	15	14	56	13.9	15	15	14	57																																																																																																																																																																																																																																																																																																																																																																																																																																																																																																																																																																																																																																																																																
												10646	6	1	7.2	22.4	25	25	22	63	22.9	25	25	23	64																																																																																																																																																																																																																																																																																																																																																																																																																																																																																																																																																																																																																																																																																
												11146	11.5	1	13.8	30.7	35	35	30	69	31.2	35	35	30	70																																																																																																																																																																																																																																																																																																																																																																																																																																																																																																																																																																																																																																																																																
												11446	14	1	16.8	34.4	35	35	33	72	34.9	35	35	34	73																																																																																																																																																																																																																																																																																																																																																																																																																																																																																																																																																																																																																																																																																
	575-3-60	3.8	36.5	6				1	2	0.4	8.6	None	-	-	-	9.5	15	15	10	51	9.9	15	15	10	51																																																																																																																																																																																																																																																																																																																																																																																																																																																																																																																																																																																																																																																																																
												11058	9.2	1	8.9	20.6	25	25	20	59	21	25	25	20	60																																																																																																																																																																																																																																																																																																																																																																																																																																																																																																																																																																																																																																																																																
												11458	13.8	1	13.3	26.1	30	30	25	64	26.5	30	30	26	65																																																																																																																																																																																																																																																																																																																																																																																																																																																																																																																																																																																																																																																																																
												05 (4)	208-3-60	13.7	83.1	21				2	5.2	1.1	8.6	None	-	-	-	28.6	30	40	29	114	29.7	30	40	30	117																																																																																																																																																																																																																																																																																																																																																																																																																																																																																																																																																																																																																																																																				
10625	4.9	1	13.6	45.6	50	50	45	128	46.7	50	50													46	130																																																																																																																																																																																																																																																																																																																																																																																																																																																																																																																																																																																																																																																																																
11125	7.9	1	21.9	56	60	60	54	136	57.1	60	60													55	139																																																																																																																																																																																																																																																																																																																																																																																																																																																																																																																																																																																																																																																																																
11625	12	1	33.3	70.2	80	80	67	148	71.3	80	80													69	150																																																																																																																																																																																																																																																																																																																																																																																																																																																																																																																																																																																																																																																																																
230-3-60	13.7	83.1	21				2.3	5.2	1	8.6	None		-	-	-	28.9	30	40	29	117	29.9	30	40	30	120																																																																																																																																																																																																																																																																																																																																																																																																																																																																																																																																																																																																																																																																																
											10625		6.5	1	15.6	48.4	50	50	47	133	49.4	50	50	48	135																																																																																																																																																																																																																																																																																																																																																																																																																																																																																																																																																																																																																																																																																
											11125		10.5	1	25.3	60.5	70	70	58	143	61.5	70	70	60	145																																																																																																																																																																																																																																																																																																																																																																																																																																																																																																																																																																																																																																																																																
											11625		16	1	38.5	77	80	80	74	156	78	80	80	75	158																																																																																																																																																																																																																																																																																																																																																																																																																																																																																																																																																																																																																																																																																
460-3-60	6.2	41	10				1.3	2.6	0.5	8.6	None		-	-	-	13.9	15	20	14	59	14.4	15	20	15	60																																																																																																																																																																																																																																																																																																																																																																																																																																																																																																																																																																																																																																																																																
											10646		6	1	7.2	22.9	25	25	22	66	23.4	25	25	23	67																																																																																																																																																																																																																																																																																																																																																																																																																																																																																																																																																																																																																																																																																
											11146		11.5	1	13.8	31.2	35	35	30	72	31.7	35	35	31	73																																																																																																																																																																																																																																																																																																																																																																																																																																																																																																																																																																																																																																																																																
											11446		14	1	16.8	34.9	35	35	33	75	35.4	40	40	34	76																																																																																																																																																																																																																																																																																																																																																																																																																																																																																																																																																																																																																																																																																
575-3-60	4.8	33	8				1	2	0.4	8.6	None		-	-	-	10.7	15	15	11	47	11.1	15	15	11	48																																																																																																																																																																																																																																																																																																																																																																																																																																																																																																																																																																																																																																																																																
											11058		9.2	1	8.9	21.8	25	25	21	56	22.2	25	25	22	57																																																																																																																																																																																																																																																																																																																																																																																																																																																																																																																																																																																																																																																																																
											11458		13.8	1	13.3	27.3	30	30	26	60	27.7	30	30	27	61																																																																																																																																																																																																																																																																																																																																																																																																																																																																																																																																																																																																																																																																																
											06 (5)		208-3-60	16	110	25				2	8.9	1.1	8.6	None	-	-	-	35.2	40	50	36	196	36.3	40	50	37	198																																																																																																																																																																																																																																																																																																																																																																																																																																																																																																																																																																																																																																																																				
10625	4.9	1	13.6	52.2	60	60	52	209	53.3	60		60												53	212																																																																																																																																																																																																																																																																																																																																																																																																																																																																																																																																																																																																																																																																																
11125	7.9	1	21.9	62.6	70	70	61	217	63.7	70		70												62	220																																																																																																																																																																																																																																																																																																																																																																																																																																																																																																																																																																																																																																																																																
11625	12	1	33.3	76.8	80	80	74	229	77.9	80		80												75	231																																																																																																																																																																																																																																																																																																																																																																																																																																																																																																																																																																																																																																																																																
230-3-60	16	110	25				2.3	8.2	1	8.6		None	-	-	-	34.8	35	50	35	198	35.8	40	50	37	201																																																																																																																																																																																																																																																																																																																																																																																																																																																																																																																																																																																																																																																																																
												10625	6.5	1	15.6	54.3	60	60	53	214	55.3	60	60	55	216																																																																																																																																																																																																																																																																																																																																																																																																																																																																																																																																																																																																																																																																																
												11125	10.5	1	25.3	66.4	70	70	65	224	67.4	70	70	66	226																																																																																																																																																																																																																																																																																																																																																																																																																																																																																																																																																																																																																																																																																
												11625	16	1	38.5	82.9	90	90	80	237	83.9	90	90	81	239																																																																																																																																																																																																																																																																																																																																																																																																																																																																																																																																																																																																																																																																																
460-3-60	7.8	52	12				1.3	4.1	0.5	8.6		None	-	-	-	17.4	20	25	18	92	17.9	20	25	18	93																																																																																																																																																																																																																																																																																																																																																																																																																																																																																																																																																																																																																																																																																
												10646	6	1	7.2	26.4	30	30	26	99	26.9	30	30	27	100																																																																																																																																																																																																																																																																																																																																																																																																																																																																																																																																																																																																																																																																																
												11146	11.5	1	13.8	34.7	35	35	34	105	35.2	40	40	34	106																																																																																																																																																																																																																																																																																																																																																																																																																																																																																																																																																																																																																																																																																
												11446	14	1	16.8	38.4	40	40	37	108	38.9	40	40	38	109																																																																																																																																																																																																																																																																																																																																																																																																																																																																																																																																																																																																																																																																																
575-3-60	5.7	38.9	9				1	3.2	0.4	8.6		None	-	-	-	13	15	15	13	69	13.4	15	15	14	70																																																																																																																																																																																																																																																																																																																																																																																																																																																																																																																																																																																																																																																																																
												11458	13.8	1	13.3	29.6	30	30	29	82	30	30	30	29	83																																																																																																																																																																																																																																																																																																																																																																																																																																																																																																																																																																																																																																																																																
												12358	23	1	22.1	40.6	45	45	39	91	41	45	45	39	92																																																																																																																																																																																																																																																																																																																																																																																																																																																																																																																																																																																																																																																																																

XYE04-09 high indoor blower - with powered convenience outlet (Continued)

Size (ton)	Nominal Unit Voltage	Compressor 1			Compressor 2			OD Fan Motors (each)	Supply Blower Motor	Pwr Exh Motor	Pwr Conv Outlet	Electric Heat Field-Installed Kit 2EK045*				MCA ¹ (Amps)	Min Fuse ² / Breaker ³ Size (Amps)	Max Fuse ² / Breaker ³ Size (Amps)	Min Discon- nect Rating ⁴		MCA ¹ w/Pwr Exh (Amps)	Min Fuse ² / Breaker ³ Size w/ Pwr Exh (Amps)	Max Fuse ² / Breaker ³ Size w/ Pwr Exh (Amps)	Min Discon- nect Rating ⁴ / Pwr Exh	
		RLA	LRA	MCC	RLA	LRA	MCC					Model	kW	Stages	Amps				FLA	LRA				FLA	LRA
		With VFD																							
A7 (6)	208-3-60	17.6	136	27				4.4	9.9	1.1	8.6	None	-	-	-	40.6	45	50	42	213	42.8	45	50	44	218
												10725	4.9	1	13.6	57.6	60	70	57	226	59.8	60	70	60	231
												11725	12	1	33.3	82.2	90	90	80	246	84.4	90	90	82	251
												12525	18.6	1	51.6	105.1	110	110	101	264	107.3	110	110	104	269
	230-3-60	17.6	136	27				4.4	9.4	1	8.6	None	-	-	-	40.1	45	50	41	221	42.1	45	50	43	226
												10725	6.5	1	15.6	59.6	60	70	59	237	61.6	70	70	61	241
												11725	16	1	38.5	88.2	90	90	85	259	90.2	100	100	88	264
												12525	24.8	1	59.7	114.7	125	125	110	281	116.7	125	125	112	285
	460-3-60	8.5	66.1	13				2.5	4.7	0.5	8.6	None	-	-	-	22.5	25	30	23	109	23.5	25	30	25	111
												10746	6	1	7.2	31.5	35	35	32	116	32.5	35	35	33	118
												11746	16.5	1	19.8	47.3	50	50	46	128	48.3	50	50	47	131
												12646	25.5	1	30.7	60.9	70	70	59	139	61.9	70	70	60	141
	575-3-60	6.3	55.3	10				4.4	4.3	0.4	8.6	None	-	-	-	22.7	25	25	24	97	23.5	25	25	25	99
												11758	17	1	16.4	43.2	45	45	43	113	44	45	45	44	115
												12658	25.7	1	24.7	53.6	60	60	53	122	54.4	60	60	54	124
08 (7.5)	208-3-60	13.8	83.1	22	13.6	83.1	21	5.8	9.9	1.1	8.6	None	-	-	-	50.9	60	60	55	265	53.1	60	60	57	275
												11725	12	1	33.3	92.5	100	100	93	298	94.7	100	100	95	308
												12525	18.6	1	51.6	115.4	125	125	114	317	117.6	125	125	116	327
												13225	24	1	66.6	134.2	150	150	131	332	136.4	150	150	134	342
	230-3-60	13.8	83.1	22	13.6	83.1	21	5.2	9.4	1	8.6	14225	31.8	2	88.3	128.1	150	150	122	324	130.9	150	150	125	334
												None	-	-	-	49.8	50	60	53	270	51.8	60	60	56	275
												11725	16	1	38.5	97.9	100	100	98	309	99.9	100	100	100	318
												12525	24.8	1	59.7	124.4	125	125	122	330	126.4	150	150	124	339
	460-3-60	6.2	41	10	6.1	41	10	2.9	4.7	0.5	8.6	13225	32	1	77	146.1	150	150	142	347	148.1	150	150	144	356
												14225	42.4	2	102	144.6	150	150	132	338	147.1	150	150	134	347
												None	-	-	-	23.7	25	25	25	135	24.7	25	25	27	138
												11746	16.5	1	19.8	48.5	50	50	48	155	49.5	50	50	49	160
	575-3-60	4.9	33	8	4.2	33	7	2.2	4.3	0.4	8.6	12846	27.8	1	33.4	65.5	70	70	64	169	66.5	70	70	65	173
												13346	33	1	39.7	73.3	80	80	71	175	74.3	80	80	72	180
												14246	41.7	2	50.2	71.3	80	80	64	169	72.6	80	80	65	173
												None	-	-	-	18.5	20	20	20	119	19.3	20	20	21	121
09 (8.5)	208-3-60	14.5	98	23	13.7	83.1	21	5.8	9.9	1.1	8.6	11758	17	1	16.4	39	40	40	39	135	39.8	40	40	40	139
												13458	34	1	32.7	59.4	60	60	58	152	60.2	70	70	58	155
												None	-	-	-	51.8	60	60	55	280	54	60	60	58	290
												11725	12	1	33.3	93.4	100	100	94	313	95.6	100	100	96	323
	230-3-60	14.5	98	23	13.7	83.1	21	5.2	9.4	1	8.6	12525	18.6	1	51.6	116.3	125	125	115	332	118.5	125	125	117	342
												13225	24	1	66.6	135.1	150	150	132	347	137.3	150	150	135	357
												14225	31.8	2	88.3	128.1	150	150	123	339	130.9	150	150	126	349
												None	-	-	-	50.7	60	60	54	285	52.7	60	60	56	290
	460-3-60	6.3	55	10	6.2	41	10	2.9	4.7	0.5	8.6	11725	16	1	38.5	98.8	100	100	98	324	100.8	110	110	101	333
												12525	24.8	1	59.7	125.3	150	150	123	345	127.3	150	150	125	354
												13225	32	1	77	147	150	150	143	362	149	150	150	145	371
												14225	42.4	2	102	144.6	150	150	132	353	147.1	150	150	135	362
	575-3-60	6	41	9	4.8	33	8	2.2	4.3	0.4	8.6	None	-	-	-	20.5	25	25	22	127	21.3	25	25	23	129
												11758	17	1	16.4	41	45	45	41	143	41.8	45	45	42	147
												13458	34	1	32.7	61.4	70	70	59	160	62.2	70	70	60	163

1. Minimum Circuit Ampacity.
2. Dual Element, Time Delay Type.
3. HACR type per NEC.
4. Non-fused Disconnect, Verify on the unit nameplate that the disconnect is properly sized for the application. Units with field-installed electric heat kits may exceed the factory-installed disconnect amperage rating.

XXEA7-12 standard indoor blower - without powered convenience outlet

Size (ton)	Nominal Unit Voltage	Compressor 1			Compressor 2			OD Fan Motors (each)	Supply Blower Motor	Pwr Exh Motor	Pwr Conv Outlet	Electric Heat Field-installed Kit 2EK045*				MCA ¹ (Amps)	Min Fuse ² / Breaker ³ Size (Amps)	Max Fuse ² / Breaker ³ Size (Amps)	Min Discon- nect Rating ⁴	MCA ¹ w/Pwr Exh (Amps)	Min Fuse ² / Breaker ³ Size w/ Pwr Exh (Amps)	Max Fuse ² / Breaker ³ Size w/ Pwr Exh (Amps)	Min Discon- nect Rating ⁴ / Pwr Exh		
																									Model
		RLA	LRA	MCC	RLA	LRA	MCC					FLA	LRA												
With VFD																									
A7 (6)	208-3-60	17.6	136	27			2	7	1.1		None	-	-	-	31	35	45	31	201	32.1	35	45	32	203	
											10625	4.9	1	13.6	48	50	60	46	214	49.1	50	60	47	217	
											11125	7.9	1	21.9	58.4	60	70	56	222	59.5	60	70	57	225	
											11625	12	1	33.3	72.6	80	80	69	234	73.7	80	80	70	236	
	230-3-60	17.6	136	27			2.3	7.2	1		None	-	-	-	31.5	35	45	31	203	32.5	35	50	32	205	
											10625	6.5	1	15.6	51	60	60	49	218	52	60	60	50	221	
											11125	10.5	1	25.3	63.1	70	70	60	228	64.1	70	70	61	230	
											11625	16	1	38.5	79.6	80	80	75	241	80.6	90	90	77	244	
	460-3-60	8.5	66.1	13			1.3	3.6	0.5		None	-	-	-	15.5	20	20	15	100	16	20	20	16	101	
											10646	6	1	7.2	24.5	25	30	24	107	25	25	30	24	108	
											11146	11.5	1	13.8	32.8	35	35	31	114	33.3	35	35	32	115	
											11446	14	1	16.8	36.5	40	40	35	117	37	40	40	35	118	
	575-3-60	6.3	55.3	10				1	2.5	0.4		None	-	-	-	11.4	15	15	11	75	11.8	15	15	12	76
08 (7.5)	208-3-60	13.8	83.1	22	13.8	83.1	22	2	7	1.1		None	-	-	-	42.1	45	50	44	235	44.3	45	50	47	240
												11725	12	1	33.3	83.7	90	90	83	268	85.9	90	90	85	273
												12525	18.6	1	51.6	106.6	110	110	104	287	108.8	110	110	106	292
												13225	24	1	66.6	125.4	150	150	121	302	127.6	150	150	124	307
	230-3-60	13.8	83.1	22	13.8	83.1	22	2.3	7.2	1		14225	31.8	2	88.3	119.1	125	125	112	294	121.9	125	125	115	299
												None	-	-	-	42.9	45	50	45	238	44.9	45	50	48	242
												11725	16	1	38.5	91	100	100	90	276	93	100	100	92	281
												12525	24.8	1	59.7	117.5	125	125	114	298	119.5	125	125	116	302
	460-3-60	6.2	41	10	6.2	41	10	1.3	3.6	0.5		13225	32	1	77	139.2	150	150	134	315	141.2	150	150	136	319
												14225	42.4	2	102	136.5	150	150	124	306	139	150	150	126	311
												None	-	-	-	20.2	25	25	21	119	21.2	25	25	23	121
												11746	16.5	1	19.8	45	45	45	44	139	46	50	50	45	141
	575-3-60	4.9	33	8	4.9	33	8	1	2.5	0.4		12846	27.8	1	33.4	62	70	70	60	152	63	70	70	61	154
												13346	33	1	39.7	69.8	70	70	67	158	70.8	80	80	68	161
												14246	41.7	2	50.2	67.3	70	70	60	152	68.5	70	70	61	154
												None	-	-	-	15.5	20	20	16	88	16.3	20	20	17	90
	575-3-60	4.9	33	8	4.9	33	8	1	2.5	0.4		11758	17	1	16.4	36	40	40	35	105	36.8	40	40	36	107
												13458	34	1	32.7	56.4	60	60	54	121	57.2	60	60	55	123

XXEA7-12 standard indoor blower - without powered convenience outlet

Size (ton)	Nominal Unit Voltage	Compressor 1			Compressor 2			OD Fan Motors (each)	Supply Blower Motor	Pwr Exh Motor	Pwr Conv Outlet	Electric Heat Field-installed Kit 2EK045*				MCA ¹ (Amps)	Min Fuse ^{2/} Breaker ³ Size (Amps)	Max Fuse ^{2/} Breaker ³ Size (Amps)	Min Discon- nect Rating ⁴		MCA ¹ w/Pwr Exh (Amps)	Min Fuse ^{2/} Breaker ³ Size w/ Pwr Exh (Amps)	Max Fuse ^{2/} Breaker ³ Size w/ Pwr Exh (Amps)	Min Discon- nect Rating ⁴ Pwr Exh	
		RLA	LRA	MCC	RLA	LRA	MCC					Model	kW	Stages	Amps				FLA	LRA				FLA	LRA
09 (8.5)	208-3-60	14.5	98	23	14.5	98	23	2	7	1.1		None	-	-	-	43.6	45	50	46	265	45.8	50	50	49	270
												11725	12	1	33.3	85.2	90	90	84	298	87.4	90	90	87	303
												12525	18.6	1	51.6	108.1	110	110	105	317	110.3	125	125	108	322
												13225	24	1	66.6	126.9	150	150	123	332	129.1	150	150	125	337
												14225	31.8	2	88.3	119.1	125	125	114	324	121.9	125	125	116	329
	230-3-60	14.5	98	23	14.5	98	23	2.3	7.2	1		None	-	-	-	44.4	45	50	47	268	46.4	50	60	49	272
												11725	16	1	38.5	92.5	100	100	91	306	94.5	100	100	93	311
												12525	24.8	1	59.7	119	125	125	116	327	121	125	125	118	332
												13225	32	1	77	140.7	150	150	135	345	142.7	150	150	138	349
												14225	42.4	2	102	136.5	150	150	125	336	139	150	150	128	340
	460-3-60	6.3	55	10	6.3	55	10	1.3	3.6	0.5		None	-	-	-	20.4	25	25	22	147	21.4	25	25	23	149
												11746	16.5	1	19.8	45.2	50	50	44	167	46.2	50	50	46	169
												12846	27.8	1	33.4	62.2	70	70	60	180	63.2	70	70	61	182
												13346	33	1	39.7	70	70	70	67	186	71	80	80	68	189
												14246	41.7	2	50.2	67.3	70	70	60	180	68.5	70	70	61	182
	575-3-60	6	41	9	6	41	9	1	2.5	0.4		None	-	-	-	18	20	20	19	104	18.8	20	20	20	106
												11758	17	1	16.4	38.5	40	40	38	121	39.3	40	40	39	123
												13458	34	1	32.7	58.9	60	60	57	137	59.7	60	60	58	139
12 (10)	208-3-60	15.4	155	24	15.4	155	24	5.8	7	1.1		None	-	-	-	47.5	50	60	50	392	49.7	50	60	53	397
												11725	12	1	33.3	89.1	90	90	88	425	91.3	100	100	91	430
												12525	18.6	1	51.6	112	125	125	109	444	114.2	125	125	112	449
												13225	24	1	66.6	130.8	150	150	127	459	133	150	150	129	464
												14225	31.8	2	88.3	121.4	125	125	118	451	123.6	125	125	121	456
	230-3-60	15.4	155	24	15.4	155	24	5.2	7.2	1		None	-	-	-	47.1	50	60	50	391	49.1	50	60	52	395
												11725	16	1	38.5	95.2	100	100	94	429	97.2	100	100	96	434
												12525	24.8	1	59.7	121.7	125	125	118	451	123.7	125	125	121	455
												13225	32	1	77	143.4	150	150	138	468	145.4	150	150	141	472
												14225	42.4	2	102	136.5	150	150	128	459	139	150	150	130	464
	460-3-60	7.7	62	12	7.7	62	12	2.9	3.6	0.5		None	-	-	-	23.8	25	30	25	166	24.8	25	30	26	168
												11746	16.5	1	19.8	48.6	50	50	48	186	49.6	50	50	49	188
												12846	27.8	1	33.4	65.6	70	70	64	199	66.6	70	70	65	202
												13346	33	1	39.7	73.4	80	80	71	206	74.4	80	80	72	208
												14246	41.7	2	50.2	67.3	70	70	64	199	68.5	70	70	65	202
	575-3-60	6	48	9	6	48	9	2.2	2.5	0.4		None	-	-	-	18.2	20	20	19	125	19	20	20	20	126
												11758	17	1	16.4	38.7	40	40	38	141	39.5	40	40	39	143
												13458	34	1	32.7	59.1	60	60	57	157	59.9	60	60	58	159

1. Minimum Circuit Ampacity.
2. Dual Element, Time Delay Type.
3. HACR type per NEC.
4. Non-fused Disconnect, Verify on the unit nameplate that the disconnect is properly sized for the application. Units with field-installed electric heat kits may exceed the factory-installed disconnect amperage rating.

XXEA7-12 standard indoor blower - with powered convenience outlet

Size (ton)	Nominal Unit Voltage	Compressor 1			Compressor 2			OD Fan Motors (each)	Supply Blower Motor	Pwr Exh Motor	Pwr Conv Outlet	Electric Heat Field-installed Kit 2EK045*				MCA ¹ (Amps)	Min Fuse ² / Breaker ³ Size (Amps)	Max Fuse ² / Breaker ³ Size (Amps)	Min Discon- nect Rating ⁴		MCA ¹ w/Pwr Exh (Amps)	Min Fuse ² / Breaker ³ Size w/ Pwr Exh (Amps)	Max Fuse ² / Breaker ³ Size w/ Pwr Exh (Amps)	Min Discon- nect Rating ⁴ / Pwr Exh		
												Model	kW	Stages	Amps											FLA
		With VFD																								
A7 (6)	208-3-60	17.6	136	27				2	7	1.1	8.6	None	-	-	-	35.3	40	50	36	205	36.4	40	50	37	207	
												10625	4.9	1	13.6	52.3	60	60	51	218	53.4	60	60	52	221	
												11125	7.9	1	21.9	62.7	70	70	61	227	63.8	70	70	62	229	
												11625	12	1	33.3	76.9	80	80	74	238	78	80	80	75	241	
	230-3-60	17.6	136	27				2.3	7.2	1	8.6	None	-	-	-	35.8	40	50	36	207	36.8	40	50	37	209	
												10625	6.5	1	15.6	55.3	60	60	54	223	56.3	60	70	55	225	
												11125	10.5	1	25.3	67.4	70	70	65	232	68.4	70	70	66	235	
												11625	16	1	38.5	83.9	90	90	80	246	84.9	90	90	82	248	
	460-3-60	8.5	66.1	13				1.3	3.6	0.5	8.6	None	-	-	-	17.7	20	25	18	102	18.2	20	25	19	103	
												10646	6	1	7.2	26.7	30	30	26	109	27.2	30	30	27	110	
												11146	11.5	1	13.8	35	35	40	34	116	35.5	40	40	34	117	
												11446	14	1	16.8	38.7	40	40	37	119	39.2	40	40	38	120	
	575-3-60	6.3	55.3	10				1	2.5	0.4	8.6	None	-	-	-	13.1	15	15	13	77	13.5	15	15	14	78	
	08 (7.5)	208-3-60	13.8	83.1	22	13.8	83.1	22	2	7	1.1	8.6	None	-	-	-	46.4	50	60	49	239	48.6	50	60	52	244
													11725	12	1	33.3	88	90	90	88	273	90.2	100	100	90	278
													12525	18.6	1	51.6	110.9	125	125	109	291	113.1	125	125	111	296
13225													24	1	66.6	129.7	150	150	126	306	131.9	150	150	128	311	
14225													31.8	2	88.3	124.5	125	125	117	299	127.3	150	150	120	304	
None													-	-	-	47.2	50	60	50	242	49.2	50	60	53	247	
11725													16	1	38.5	95.3	100	100	95	281	97.3	100	100	97	285	
12525													24.8	1	59.7	121.8	125	125	119	302	123.8	125	125	121	306	
230-3-60		13.8	83.1	22	13.8	83.1	22	2.3	7.2	1	8.6	13225	32	1	77	143.5	150	150	139	319	145.5	150	150	141	324	
												14225	42.4	2	102	141.9	150	150	129	310	144.4	150	150	131	315	
												None	-	-	-	22.4	25	25	24	121	23.4	25	25	25	123	
												11746	16.5	1	19.8	47.2	50	50	47	141	48.2	50	50	48	143	
												12846	27.8	1	33.4	64.2	70	70	62	154	65.2	70	70	63	156	
												13346	33	1	39.7	72	80	80	70	161	73	80	80	71	163	
												14246	41.7	2	50.2	69.9	70	70	62	154	71.2	80	80	63	156	
												None	-	-	-	17.2	20	20	18	90	18	20	20	19	92	
575-3-60		4.9	33	8	4.9	33	8	1	2.5	0.4	8.6	11758	17	1	16.4	37.7	40	40	37	106	38.5	40	40	38	108	
												13458	34	1	32.7	58.1	60	60	56	123	58.9	60	60	57	125	
09 (8.5)	208-3-60	14.5	98	23	14.5	98	23	2	7	1.1	8.6	None	-	-	-	47.9	50	60	51	269	50.1	60	60	53	274	
												11725	12	1	33.3	89.5	90	90	89	303	91.7	100	100	92	308	
												12525	18.6	1	51.6	112.4	125	125	110	321	114.6	125	125	113	326	
												13225	24	1	66.6	131.2	150	150	128	336	133.4	150	150	130	341	
												14225	31.8	2	88.3	124.5	125	125	119	328	127.3	150	150	121	333	
												None	-	-	-	48.7	50	60	52	272	50.7	60	60	54	277	
												11725	16	1	38.5	96.8	100	100	96	310	98.8	100	100	98	315	
												12525	24.8	1	59.7	123.3	125	125	121	332	125.3	150	150	123	336	
	230-3-60	14.5	98	23	14.5	98	23	2.3	7.2	1	8.6	13225	32	1	77	145	150	150	140	349	147	150	150	143	354	
												14225	42.4	2	102	141.9	150	150	130	340	144.4	150	150	132	345	
												None	-	-	-	22.6	25	25	24	149	23.6	25	25	25	151	
												11746	16.5	1	19.8	47.4	50	50	47	169	48.4	50	50	48	171	
												12846	27.8	1	33.4	64.4	70	70	63	182	65.4	70	70	64	184	
												13346	33	1	39.7	72.2	80	80	70	189	73.2	80	80	71	191	
												14246	41.7	2	50.2	69.9	70	70	63	182	71.2	80	80	64	184	
												None	-	-	-	19.7	20	25	21	106	20.5	25	25	22	108	
	575-3-60	6	41	9	6	41	9	1	2.5	0.4	8.6	11758	17	1	16.4	40.2	45	45	40	122	41	45	45	41	124	
												13458	34	1	32.7	60.6	70	70	59	139	61.4	70	70	59	141	

XXEA7-12 standard indoor blower - with powered convenience outlet (Continued)

Size (ton)	Nominal Unit Voltage	Compressor 1			Compressor 2			OD Fan Motors (each)	Supply Blower Motor	Pwr Exh Motor	Pwr Conv Outlet	Electric Heat Field-installed Kit 2EK045*				MCA ¹ (Amps)	Min Fuse ² / Breaker ³ Size (Amps)	Max Fuse ² / Breaker ³ Size (Amps)	Min Discon- nect Rating ⁴		MCA ¹ w/Pwr Exh (Amps)	Min Fuse ² / Breaker ³ Size w/ Pwr Exh (Amps)	Max Fuse ² / Breaker ³ Size w/ Pwr Exh (Amps)	Min Discon- nect Rating ⁴ / Pwr Exh	
		RLA	LRA	MCC	RLA	LRA	MCC					Model	kW	Stages	Amps				FLA	LRA				FLA	LRA
12 (10)	208-3-60	15.4	155	24	15.4	155	24	5.8	7	1.1	8.6	None	-	-	-	51.8	60	60	55	396	54	60	60	58	401
												11725	12	1	33.3	93.4	100	100	93	430	95.6	100	100	96	435
												12525	18.6	1	51.6	116.3	125	125	114	448	118.5	125	125	117	453
												13225	24	1	66.6	135.1	150	150	132	463	137.3	150	150	134	468
												14225	31.8	2	88.3	125.7	150	150	123	456	127.9	150	150	126	461
	230-3-60	15.4	155	24	15.4	155	24	5.2	7.2	1	8.6	None	-	-	-	51.4	60	60	55	395	53.4	60	60	57	400
												11725	16	1	38.5	99.5	100	100	99	434	101.5	110	110	101	438
												12525	24.8	1	59.7	126	150	150	123	455	128	150	150	126	459
												13225	32	1	77	147.7	150	150	143	472	149.7	150	150	145	477
												14225	42.4	2	102	141.9	150	150	133	463	144.4	150	150	135	468
	460-3-60	7.7	62	12	7.7	62	12	2.9	3.6	0.5	8.6	None	-	-	-	26	30	30	28	168	27	30	30	29	170
												11746	16.5	1	19.8	50.8	60	60	50	188	51.8	60	60	52	190
												12846	27.8	1	33.4	67.8	70	70	66	201	68.8	70	70	67	204
												13346	33	1	39.7	75.6	80	80	73	208	76.6	80	80	75	210
												14246	41.7	2	50.2	69.9	70	70	66	201	71.2	80	80	67	204
	575-3-60	6	47.8	9	6	47.8	9	2.2	2.5	0.4	8.6	None	-	-	-	19.9	20	25	21	126	20.7	25	25	22	128
												11758	17	1	16.4	40.4	45	45	40	143	41.2	45	45	41	145
												13458	34	1	32.7	60.8	70	70	59	159	61.6	70	70	60	161

1. Minimum Circuit Ampacity.
2. Dual Element, Time Delay Type.
3. HACR type per NEC.
4. Non-fused Disconnect, Verify on the unit nameplate that the disconnect is properly sized for the application. Units with field-installed electric heat kits may exceed the factory-installed disconnect amperage rating.

XXEA7-12 Medium Indoor Blower - Without Powered Convenience Outlet

Size (ton)	Nominal Unit Voltage	Compressor 1			Compressor 2			OD Fan Motors (each)	Supply Blower Motor	Pwr Exh Motor	Pwr Conv Outlet	Electric Heat Field-installed Kit 2EK045*				MCA ¹ (Amps)	Min Fuse ² / Breaker ³ Size (Amps)	Max Fuse ² / Breaker ³ Size (Amps)	Min Discon- nect Rating ⁴		MCA ¹ w/Pwr Exh (Amps)	Min Fuse ² / Breaker ³ Size w/ Pwr Exh (Amps)	Max Fuse ² / Breaker ³ Size w/ Pwr Exh (Amps)	Min Discon- nect Rating ⁴ / Pwr Exh		
												Model	kW	Stages	Amps											FLA
		With VFD																								
A7 (6)	208-3-60	17.6	136	27				2	8.9	1.1		None	-	-	-	32.9	35	50	33	217	34	35	50	34	220	
												10625	4.9	1	13.6	49.9	50	60	48	231	51	60	60	50	233	
												11125	7.9	1	21.9	60.3	70	70	58	239	61.4	70	70	59	242	
												11625	12	1	33.3	74.5	80	80	71	251	75.6	80	80	72	253	
	230-3-60	17.6	136	27				2.3	8.2	1		None	-	-	-	32.5	35	50	32	220	33.5	35	50	33	222	
												10625	6.5	1	15.6	52	60	60	50	236	53	60	60	51	238	
												11125	10.5	1	25.3	64.1	70	70	61	245	65.1	70	70	63	248	
												11625	16	1	38.5	80.6	90	90	77	258	81.6	90	90	78	261	
	460-3-60	8.5	66.1	13				1.3	4.1	0.5		None	-	-	-	16	20	20	16	104	16.5	20	20	17	105	
												10646	6	1	7.2	25	25	30	24	111	25.5	30	30	25	112	
												11146	11.5	1	13.8	33.3	35	35	32	117	33.8	35	35	32	118	
												11446	14	1	16.8	37	40	40	35	120	37.5	40	40	36	121	
	575-3-60	6.3	55.3	10				1	3.2	0.4		None	-	-	-	12.1	15	15	12	84	12.5	15	15	13	85	
	08 (7.5)	208-3-60	13.8	83.1	22	13.8	83.1	22	2	7	1.1		None	-	-	-	42.1	45	50	44	235	44.3	45	50	47	240
													11725	12	1	33.3	83.7	90	90	83	268	85.9	90	90	85	273
													12525	18.6	1	51.6	106.6	110	110	104	287	108.8	110	110	106	292
13225													24	1	66.6	125.4	150	150	121	302	127.6	150	150	124	307	
14225													31.8	2	88.3	119.1	125	125	112	294	121.9	125	125	115	299	
None													-	-	-	42.9	45	50	45	238	44.9	45	50	48	242	
230-3-60		13.8	83.1	22	13.8	83.1	22	2.3	7.2	1		11725	16	1	38.5	91	100	100	90	276	93	100	100	92	281	
												12525	24.8	1	59.7	117.5	125	125	114	298	119.5	125	125	116	302	
												13225	32	1	77	139.2	150	150	134	315	141.2	150	150	136	319	
												14225	42.4	2	102	136.5	150	150	124	306	139	150	150	126	311	
												None	-	-	-	20.2	25	25	21	119	21.2	25	25	23	121	
												11746	16.5	1	19.8	45	45	45	44	139	46	50	50	45	141	
460-3-60		6.2	41	10	6.2	41	10	1.3	3.6	0.5		12846	27.8	1	33.4	62	70	70	60	152	63	70	70	61	154	
												13346	33	1	39.7	69.8	70	70	67	158	70.8	80	80	68	161	
												14246	41.7	2	50.2	67.3	70	70	60	152	68.5	70	70	61	154	
												None	-	-	-	15.5	20	20	16	88	16.3	20	20	17	90	
575-3-60		4.9	33	8	4.9	33	8	1	2.5	0.4		11758	17	1	16.4	36	40	40	35	105	36.8	40	40	36	107	
												13458	34	1	32.7	56.4	60	60	54	121	57.2	60	60	55	123	
09 (8.5)	208-3-60	14.5	98	23	14.5	98	23	2	7	1.1		None	-	-	-	43.6	45	50	46	265	45.8	50	50	49	270	
												11725	12	1	33.3	85.2	90	90	84	298	87.4	90	90	87	303	
												12525	18.6	1	51.6	108.1	110	110	105	317	110.3	125	125	108	322	
												13225	24	1	66.6	126.9	150	150	123	332	129.1	150	150	125	337	
												14225	31.8	2	88.3	119.1	125	125	114	324	121.9	125	125	116	329	
												None	-	-	-	44.4	45	50	47	268	46.4	50	50	49	272	
	230-3-60	14.5	98	23	14.5	98	23	2.3	7.2	1		11725	16	1	38.5	92.5	100	100	91	306	94.5	100	100	93	311	
												12525	24.8	1	59.7	119	125	125	116	327	121	125	125	118	332	
												13225	32	1	77	140.7	150	150	135	345	142.7	150	150	138	349	
												14225	42.4	2	102	136.5	150	150	125	336	139	150	150	128	340	
												None	-	-	-	20.4	25	25	22	147	21.4	25	25	23	149	
												11746	16.5	1	19.8	45.2	50	50	44	167	46.2	50	50	46	169	
	460-3-60	6.3	55	10	6.3	55	10	1.3	3.6	0.5		12846	27.8	1	33.4	62.2	70	70	60	180	63.2	70	70	61	182	
												13346	33	1	39.7	70	70	70	67	186	71	80	80	68	189	
												14246	41.7	2	50.2	67.3	70	70	60	180	68.5	70	70	61	182	
												None	-	-	-	18	20	20	19	104	18.8	20	20	20	106	
	575-3-60	6	41	9	6	41	9	1	2.5	0.4		11758	17	1	16.4	38.5	40	40	38	121	39.3	40	40	39	123	
												13458	34	1	32.7	58.9	60	60	57	137	59.7	60	60	58	139	

XXEA7-12 Medium Indoor Blower - Without Powered Convenience Outlet (Continued)

Size (ton)	Nominal Unit Voltage	Compressor 1			Compressor 2			OD Fan Motors (each)	Supply Blower Motor	Pwr Exh Motor	Pwr Conv Outlet	Electric Heat Field-installed Kit 2EK045*				MCA ¹ (Amps)	Min Fuse ² / Breaker ³ Size (Amps)	Max Fuse ² / Breaker ³ Size (Amps)	Min Discon- nect Rating ⁴		MCA ¹ w/Pwr Exh (Amps)	Min Fuse ² / Breaker ³ Size w/ Pwr Exh (Amps)	Max Fuse ² / Breaker ³ Size w/ Pwr Exh (Amps)	Min Discon- nect Rating ⁴ / Pwr Exh	
		RLA	LRA	MCC	RLA	LRA	MCC					Model	kW	Stages	Amps				FLA	LRA				FLA	LRA
12 (10)	208-3-60	15.4	155	24	15.4	155	24	5.8	9.9	1.1		None	-	-	-	50.4	60	60	53	405	52.6	60	60	56	410
												11725	12	1	33.3	92	100	100	92	438	94.2	100	100	94	443
												12525	18.6	1	51.6	114.9	125	125	113	456	117.1	125	125	115	461
												13225	24	1	66.6	133.7	150	150	130	471	135.9	150	150	133	476
												14225	31.8	2	88.3	124.3	125	125	121	464	126.5	150	150	124	469
	230-3-60	15.4	155	24	15.4	155	24	5.2	9.4	1		None	-	-	-	49.3	50	60	52	410	51.3	60	60	55	414
												11725	16	1	38.5	97.4	100	100	96	448	99.4	100	100	99	453
												12525	24.8	1	59.7	123.9	125	125	121	469	125.9	150	150	123	474
												13225	32	1	77	145.6	150	150	141	487	147.6	150	150	143	491
												14225	42.4	2	102	139.3	150	150	131	478	141.8	150	150	133	482
	460-3-60	7.7	62	12	7.7	62	12	2.9	4.7	0.5		None	-	-	-	24.9	25	30	26	175	25.9	30	30	28	178
												11746	16.5	1	19.8	49.7	50	50	49	195	50.7	60	60	50	197
												12846	27.8	1	33.4	66.7	70	70	65	209	67.7	70	70	66	211
												13346	33	1	39.7	74.5	80	80	72	215	75.5	80	80	73	217
												14246	41.7	2	50.2	68.6	70	70	65	209	69.9	70	70	66	211
	575-3-60	6	47.8	9	6	47.8	9	2.2	4.3	0.4		None	-	-	-	20	25	25	21	147	20.8	25	25	22	149
												11758	17	1	16.4	40.5	45	45	40	163	41.3	45	45	41	165
												13458	34	1	32.7	60.9	70	70	59	180	61.7	70	70	60	181

1. Minimum Circuit Ampacity.
2. Dual Element, Time Delay Type.
3. HACR type per NEC.
4. Non-fused Disconnect, Verify on the unit nameplate that the disconnect is properly sized for the application. Units with field-installed electric heat kits may exceed the factory-installed disconnect amperage rating.

XXEA7-12 Medium Indoor Blower - With Powered Convenience Outlet

Size (Tons)	Nominal Unit Voltage	Compressor 1			Compressor 2			OD Fan Motors (each)	Supply Blower Motor	Pwr Exh Motor	Pwr Conv Outlet	Electric Heat Field-installed Kit 2EK045*				MCA ¹ (Amps)	Min Fuse ² / Breaker ³ Size (Amps)	Max Fuse ² / Breaker ³ Size (Amps)	Min Discon- nect Rating ⁴	MCA ¹ w/Pwr Exh (Amps)	Min Fuse ² / Breaker ³ Size w/ Pwr Exh (Amps)	Max Fuse ² / Breaker ³ Size w/ Pwr Exh (Amps)	Min Discon- nect Rating ⁴ / Pwr Exh				
		RLA	LRA	MCC	RLA	LRA	MCC					Model	kW	Stages	Amps									FLA	LRA	FLA	LRA
		With VFD																									
A7 (6)	208-3-60	17.6	136	27			2	8.9	1.1	8.6	None	-	-	-	37.2	40	50	38	222	38.3	40	50	39	224			
											10625	4.9	1	13.6	54.2	60	60	53	235	55.3	60	60	55	238			
											11125	7.9	1	21.9	64.6	70	70	63	243	65.7	70	70	64	246			
											11625	12	1	33.3	78.8	80	80	76	255	79.9	80	80	77	257			
	230-3-60	17.6	136	27			2.3	8.2	1	8.6	None	-	-	-	36.8	40	50	37	224	37.8	40	50	38	227			
											10625	6.5	1	15.6	56.3	60	70	55	240	57.3	60	70	56	242			
											11125	10.5	1	25.3	68.4	70	70	66	250	69.4	70	80	68	252			
											11625	16	1	38.5	84.9	90	90	82	263	85.9	90	90	83	265			
	460-3-60	8.5	66.1	13			1.3	4.1	0.5	8.6	None	-	-	-	18.2	20	25	19	106	18.7	20	25	19	107			
											10646	6	1	7.2	27.2	30	30	27	113	27.7	30	30	27	114			
											11146	11.5	1	13.8	35.5	40	40	34	119	36	40	40	35	121			
											11446	14	1	16.8	39.2	40	40	38	122	39.7	40	40	38	124			
575-3-60	6.3	55.3	10				1	3.2	0.4	8.6	None	-	-	-	13.8	15	20	14	85	14.2	15	20	14	86			
08 (7.5)	208-3-60	13.8	83.1	22	13.8	83.1	22	2	7	1.1	8.6	None	-	-	-	46.4	50	60	49	239	48.6	50	60	52	244		
												11725	12	1	33.3	88	90	90	88	273	90.2	100	100	90	278		
												12525	18.6	1	51.6	110.9	125	125	109	291	113.1	125	125	111	296		
												13225	24	1	66.6	129.7	150	150	126	306	131.9	150	150	128	311		
												14225	31.8	2	88.3	124.5	125	125	117	299	127.3	150	150	120	304		
	230-3-60	13.8	83.1	22	13.8	83.1	22	2.3	7.2	1	8.6	None	-	-	-	47.2	50	60	50	242	49.2	50	60	53	247		
												11725	16	1	38.5	95.3	100	100	95	281	97.3	100	100	97	285		
												12525	24.8	1	59.7	121.8	125	125	119	302	123.8	125	125	121	306		
												13225	32	1	77	143.5	150	150	139	319	145.5	150	150	141	324		
												14225	42.4	2	102	141.9	150	150	129	310	144.4	150	150	131	315		
	460-3-60	6.2	41	10	6.2	41	10	1.3	3.6	0.5	8.6	None	-	-	-	22.4	25	25	24	121	23.4	25	25	25	123		
												11746	16.5	1	19.8	47.2	50	50	47	141	48.2	50	50	48	143		
												12846	27.8	1	33.4	64.2	70	70	62	154	65.2	70	70	63	156		
												13346	33	1	39.7	72	80	80	70	161	73	80	80	71	163		
												14246	41.7	2	50.2	69.9	70	70	62	154	71.2	80	80	63	156		
	575-3-60	4.9	33	8	4.9	33	8	1	2.5	0.4	8.6	None	-	-	-	17.2	20	20	18	90	18	20	20	19	92		
												11758	17	1	16.4	37.7	40	40	37	106	38.5	40	40	38	108		
												13458	34	1	32.7	58.1	60	60	56	123	58.9	60	60	57	125		
09 (8.5)	208-3-60	14.5	98	23	14.5	98	23	2	7	1.1	8.6	None	-	-	-	47.9	50	60	51	269	50.1	60	60	53	274		
												11725	12	1	33.3	89.5	90	90	89	303	91.7	100	100	92	308		
												12525	18.6	1	51.6	112.4	125	125	110	321	114.6	125	125	113	326		
												13225	24	1	66.6	131.2	150	150	128	336	133.4	150	150	130	341		
												14225	31.8	2	88.3	124.5	125	125	119	328	127.3	150	150	121	333		
	230-3-60	14.5	98	23	14.5	98	23	2.3	7.2	1	8.6	None	-	-	-	48.7	50	60	52	272	50.7	60	60	54	277		
												11725	16	1	38.5	96.8	100	100	96	310	98.8	100	100	98	315		
												12525	24.8	1	59.7	123.3	125	125	121	332	125.3	150	150	123	336		
												13225	32	1	77	145	150	150	140	349	147	150	150	143	354		
												14225	42.4	2	102	141.9	150	150	130	340	144.4	150	150	132	345		
	460-3-60	6.3	55	10	6.3	55	10	1.3	3.6	0.5	8.6	None	-	-	-	22.6	25	25	24	149	23.6	25	25	25	151		
												11746	16.5	1	19.8	47.4	50	50	47	169	48.4	50	50	48	171		
												12846	27.8	1	33.4	64.4	70	70	63	182	65.4	70	70	64	184		
												13346	33	1	39.7	72.2	80	80	70	189	73.2	80	80	71	191		
												14246	41.7	2	50.2	69.9	70	70	63	182	71.2	80	80	64	184		
	575-3-60	6	41	9	6	41	9	1	2.5	0.4	8.6	None	-	-	-	19.7	20	25	21	106	20.5	25	25	22	108		
												11758	17	1	16.4	40.2	45	45	40	122	41	45	45	41	124		
13458												34	1	32.7	60.6	70	70	59	139	61.4	70	70	59	141			

XXEA7-12 Medium Indoor Blower - With Powered Convenience Outlet (Continued)

Size (Tons)	Nominal Unit Voltage	Compressor 1			Compressor 2			OD Fan Motors (each)	Supply Blower Motor	Pwr Exh Motor	Pwr Conv Outlet	Electric Heat Field-installed Kit 2EK045*				MCA ¹ (Amps)	Min Fuse ² / Breaker ³ Size (Amps)	Max Fuse ² / Breaker ³ Size (Amps)	Min Discon- nect Rating ⁴		MCA ¹ w/Pwr Exh (Amps)	Min Fuse ² / Breaker ³ Size w/ Pwr Exh (Amps)	Max Fuse ² / Breaker ³ Size w/ Pwr Exh (Amps)	Min Discon- nect Rating ⁴ / Pwr Exh	
		RLA	LRA	MCC	RLA	LRA	MCC					Model	kW	Stages	Amps				FLA	LRA				FLA	LRA
12 (10)	208-3-60	15.4	155	24	15.4	155	24	5.8	9.9	1.1	8.6	None	-	-	-	54.7	60	70	58	409	56.9	60	70	61	414
												11725	12	1	33.3	96.3	100	100	97	442	98.5	100	100	99	447
												12525	18.6	1	51.6	119.2	125	125	118	460	121.4	125	125	120	465
												13225	24	1	66.6	138	150	150	135	475	140.2	150	150	138	480
												14225	31.8	2	88.3	128.6	150	150	126	468	130.9	150	150	129	473
	230-3-60	15.4	155	24	15.4	155	24	5.2	9.4	1	8.6	None	-	-	-	53.6	60	60	57	414	55.6	60	70	59	419
												11725	16	1	38.5	101.7	110	110	101	452	103.7	110	110	104	457
												12525	24.8	1	59.7	128.2	150	150	126	474	130.2	150	150	128	478
												13225	32	1	77	149.9	150	150	146	491	151.9	175	175	148	496
												14225	42.4	2	102	144.6	150	150	135	482	147.1	150	150	138	487
	460-3-60	7.7	62	12	7.7	62	12	2.9	4.7	0.5	8.6	None	-	-	-	27.1	30	30	29	177	28.1	30	30	30	180
												11746	16.5	1	19.8	51.9	60	60	52	197	52.9	60	60	53	199
												12846	27.8	1	33.4	68.9	70	70	67	211	69.9	70	70	69	213
												13346	33	1	39.7	76.7	80	80	75	217	77.7	80	80	76	219
												14246	41.7	2	50.2	71.3	80	80	67	211	72.6	80	80	69	213
	575-3-60	6	47.8	9	6	47.8	9	2.2	4.3	0.4	8.6	None	-	-	-	21.7	25	25	23	149	22.5	25	25	24	150
												11758	17	1	16.4	42.2	45	45	42	165	43	45	45	43	167
												13458	34	1	32.7	62.6	70	70	61	181	63.4	70	70	62	183

1. Minimum Circuit Ampacity.
2. Dual Element, Time Delay Type.
3. HACR type per NEC.
4. Non-fused Disconnect, Verify on the unit nameplate that the disconnect is properly sized for the application. Units with field-installed electric heat kits may exceed the factory-installed disconnect amperage rating.

XXEA7-12 high indoor blower - without powered convenience outlet

Size (ton)	Nominal Unit Voltage	Compressor 1			Compressor 2			OD Fan Motors (each)	Supply Blower Motor	Pwr Exh Motor	Pwr Conv Outlet	Electric Heat Field-installed Kit 2EK045*				MCA ¹ (Amps)	Min Fuse ² / Breaker ³ Size (Amps)	Max Fuse ² / Breaker ³ Size (Amps)	Min Discon- nect Rating ⁴		MCA ¹ w/Pwr Exh (Amps)	Min Fuse ² / Breaker ³ Size w/ Pwr Exh (Amps)	Max Fuse ² / Breaker ³ Size w/ Pwr Exh (Amps)	Min Discon- nect Rating ⁴ / Pwr Exh		
												FLA	LRA													
		Model	kW	Stages	Amps	FLA	LRA																			
With VFD																										
A7 (6)	208-3-60	17.6	136	27			2	9.9	1.1		None	-	-	-	33.9	35	50	34	213	35	35	50	35	215		
											10625	4.9	1	13.6	50.9	60	60	50	227	52	60	60	51	229		
											11125	7.9	1	21.9	61.3	70	70	59	235	62.4	70	70	60	237		
											11625	12	1	33.3	75.5	80	80	72	246	76.6	80	80	73	249		
	230-3-60	17.6	136	27			2.3	9.4	1		None	-	-	-	33.7	35	50	34	222	34.7	35	50	35	224		
											10625	6.5	1	15.6	53.2	60	60	52	237	54.2	60	60	53	239		
											11125	10.5	1	25.3	65.3	70	70	63	247	66.3	70	70	64	249		
											11625	16	1	38.5	81.8	90	90	78	260	82.8	90	90	79	262		
	460-3-60	8.5	66.1	13			1.3	4.7	0.5		None	-	-	-	16.6	20	25	17	109	17.1	20	25	17	110		
											10646	6	1	7.2	25.6	30	30	25	117	26.1	30	30	26	118		
											11146	11.5	1	13.8	33.9	35	35	33	123	34.4	35	35	33	124		
											11446	14	1	16.8	37.6	40	40	36	126	38.1	40	40	37	127		
575-3-60	6.3	55.3	10				1	4.3	0.4		None	-	-	-	13.2	15	15	13	98	13.6	15	15	14	99		
08 (7.5)	208-3-60	13.8	83.1	22	13.8	83.1	22	2	9.9	1.1		None	-	-	-	45	45	50	48	248	47.2	50	50	50	253	
												11725	12	1	33.3	86.6	90	90	86	281	88.8	90	90	89	286	
												12525	18.6	1	51.6	109.5	110	110	107	299	111.7	125	125	110	304	
												13225	24	1	66.6	128.3	150	150	124	314	130.5	150	150	127	319	
												14225	31.8	2	88.3	122.8	125	125	116	307	125.5	150	150	118	312	
	230-3-60	13.8	83.1	22	13.8	83.1	22	2.3	9.4	1		None	-	-	-	45.1	50	50	48	257	47.1	50	60	50	261	
												11725	16	1	38.5	93.2	100	100	92	295	95.2	100	100	94	300	
												12525	24.8	1	59.7	119.7	125	125	116	316	121.7	125	125	119	321	
												13225	32	1	77	141.4	150	150	136	334	143.4	150	150	139	338	
												14225	42.4	2	102	139.3	150	150	126	325	141.8	150	150	128	329	
	460-3-60	6.2	41	10	6.2	41	10	1.3	4.7	0.5		None	-	-	-	21.3	25	25	23	128	22.3	25	25	24	130	
												11746	16.5	1	19.8	46.1	50	50	45	148	47.1	50	50	47	150	
												12846	27.8	1	33.4	63.1	70	70	61	162	64.1	70	70	62	164	
												13346	33	1	39.7	70.9	80	80	68	168	71.9	80	80	69	170	
												14246	41.7	2	50.2	68.6	70	70	61	162	69.9	70	70	62	164	
	575-3-60	4.9	33	8	4.9	33	8	1	4.3	0.4		None	-	-	-	17.3	20	20	19	111	18.1	20	20	19	112	
												11758	17	1	16.4	37.8	40	40	37	127	38.6	40	40	38	129	
												13458	34	1	32.7	58.2	60	60	56	143	59	60	60	57	145	
None												-	-	-	46.5	50	60	49	277	48.7	50	60	52	282		
09 (8.5)	208-3-60	14.5	98	23	14.5	98	23	2	9.9	1.1		11725	12	1	33.3	88.1	90	90	88	311	90.3	100	100	90	316	
												12525	18.6	1	51.6	111	125	125	109	329	113.2	125	125	111	334	
												13225	24	1	66.6	129.8	150	150	126	344	132	150	150	128	349	
												14225	31.8	2	88.3	122.8	125	125	117	336	125.5	150	150	120	341	
												None	-	-	-	46.6	50	60	49	286	48.6	50	60	52	291	
	230-3-60	14.5	98	23	14.5	98	23	2.3	9.4	1		11725	16	1	38.5	94.7	100	100	94	325	96.7	100	100	96	330	
												12525	24.8	1	59.7	121.2	125	125	118	346	123.2	125	125	120	351	
												13225	32	1	77	142.9	150	150	138	363	144.9	150	150	140	368	
												14225	42.4	2	102	139.3	150	150	128	355	141.8	150	150	130	359	
												None	-	-	-	21.5	25	25	23	156	22.5	25	25	24	158	
	460-3-60	6.3	55	10	6.3	55	10	1.3	4.7	0.5		11746	16.5	1	19.8	46.3	50	50	46	176	47.3	50	50	47	178	
												12846	27.8	1	33.4	63.3	70	70	61	190	64.3	70	70	62	192	
												13346	33	1	39.7	71.1	80	80	69	196	72.1	80	80	70	198	
												14246	41.7	2	50.2	68.6	70	70	61	190	69.9	70	70	62	192	
												None	-	-	-	19.8	20	25	21	127	20.6	25	25	22	128	
	575-3-60	6	41	9	6	41	9	1	4.3	0.4		11758	17	1	16.4	40.3	45	45	40	143	41.1	45	45	41	145	
												13458	34	1	32.7	60.7	70	70	59	159	61.5	70	70	60	161	
												None	-	-	-	46.5	50	60	49	277	48.7	50	60	52	282	

XXEA7-12 high indoor blower - without powered convenience outlet (Continued)

Size (ton)	Nominal Unit Voltage	Compressor 1			Compressor 2			OD Fan Motors (each)	Supply Blower Motor	Pwr Exh Motor	Pwr Conv Outlet	Electric Heat Field-installed Kit 2EK045*				MCA ¹ (Amps)	Min Fuse ² / Breaker ³ Size (Amps)	Max Fuse ² / Breaker ³ Size (Amps)	Min Discon- nect Rating ⁴		MCA ¹ w/Pwr Exh (Amps)	Min Fuse ² / Breaker ³ Size w/ Pwr Exh (Amps)	Max Fuse ² / Breaker ³ Size w/ Pwr Exh (Amps)	Min Discon- nect Rating ⁴ / Pwr Exh	
		RLA	LRA	MCC	RLA	LRA	MCC					Model	kW	Stages	Amps				FLA	LRA				FLA	LRA
12 (10)	208-3-60	15.4	155	24	15.4	155	24	5.8	13.5	1.1		None	-	-	-	54	60	60	58	435	56.2	60	70	60	440
												11725	12	1	33.3	95.6	100	100	96	468	97.8	100	100	98	473
												12525	18.6	1	51.6	118.5	125	125	117	486	120.7	125	125	119	491
												13225	24	1	66.6	137.3	150	150	134	501	139.5	150	150	137	506
												14225	31.8	2	88.3	127.9	150	150	126	494	130.1	150	150	128	499
	230-3-60	15.4	155	24	15.4	155	24	5.2	13.4	1		None	-	-	-	53.3	60	60	57	431	55.3	60	70	59	436
												11725	16	1	38.5	101.4	110	110	101	470	103.4	110	110	103	474
												12525	24.8	1	59.7	127.9	150	150	125	491	129.9	150	150	128	495
												13225	32	1	77	149.6	150	150	145	508	151.6	175	175	148	513
												14225	42.4	2	102	144.3	150	150	135	499	146.8	150	150	137	504
	460-3-60	7.7	62	12	7.7	62	12	2.9	6.7	0.5		None	-	-	-	26.9	30	30	29	186	27.9	30	30	30	188
												11746	16.5	1	19.8	51.7	60	60	52	206	52.7	60	60	53	208
												12846	27.8	1	33.4	68.7	70	70	67	219	69.7	70	70	68	222
												13346	33	1	39.7	76.5	80	80	74	226	77.5	80	80	76	228
												14246	41.7	2	50.2	71.1	80	80	67	219	72.4	80	80	68	222
	575-3-60	6	47.8	9	6	47.8	9	2.2	5.4	0.4		None	-	-	-	21.1	25	25	23	147	21.9	25	25	23	149
												11758	17	1	16.4	41.6	45	45	41	163	42.4	45	45	42	165
												13458	34	1	32.7	62	70	70	60	180	62.8	70	70	61	181

1. Minimum Circuit Ampacity.
2. Dual Element, Time Delay Type.
3. HACR type per NEC.
4. Non-fused Disconnect, Verify on the unit nameplate that the disconnect is properly sized for the application. Units with field-installed electric heat kits may exceed the factory-installed disconnect amperage rating.

XXEA7-12 high indoor blower - with powered convenience outlet

Size (ton)	Nominal Unit Voltage	Compressor 1			Compressor 2			OD Fan Motors (each)	Supply Blower Motor	Pwr Exh Motor	Pwr Conv Outlet	Electric Heat Field-installed Kit 2EK045*				MCA ¹ (Amps)	Min Fuse ² / Breaker ³ Size (Amps)	Max Fuse ² / Breaker ³ Size (Amps)	Min Discon- nect Rating ⁴		MCA ¹ w/Pwr Exh (Amps)	Min Fuse ² / Breaker ³ Size w/ Pwr Exh (Amps)	Max Fuse ² / Breaker ³ Size w/ Pwr Exh (Amps)	Min Discon- nect Rating ⁴ / Pwr Exh		
												Model	kW	Stages	Amps											FLA
		With VFD																								
A7 (6)	208-3-60	17.6	136	27				2	9.9	1.1	8.6	None	-	-	-	38.2	40	50	39	217	39.3	40	50	40	220	
												10625	4.9	1	13.6	55.2	60	60	55	231	56.3	60	70	56	233	
												11125	7.9	1	21.9	65.6	70	70	64	239	66.7	70	70	65	242	
												11625	12	1	33.3	79.8	80	80	77	251	80.9	90	90	78	253	
	230-3-60	17.6	136	27				2.3	9.4	1	8.6	None	-	-	-	38	40	50	39	226	39	40	50	40	228	
												10625	6.5	1	15.6	57.5	60	70	57	241	58.5	60	70	58	244	
												11125	10.5	1	25.3	69.6	70	80	68	251	70.6	80	80	69	253	
												11625	16	1	38.5	86.1	90	90	83	264	87.1	90	90	84	267	
	460-3-60	8.5	66.1	13				1.3	4.7	0.5	8.6	None	-	-	-	18.8	20	25	19	111	19.3	20	25	20	113	
												10646	6	1	7.2	27.8	30	30	27	119	28.3	30	30	28	120	
												11146	11.5	1	13.8	36.1	40	40	35	125	36.6	40	40	36	126	
												11446	14	1	16.8	39.8	40	40	39	128	40.3	45	45	39	129	
	575-3-60	6.3	55.3	10				1	4.3	0.4	8.6	None	-	-	-	14.9	15	20	15	99	15.3	20	20	16	100	
08 (7.5)	208-3-60	13.8	83.1	22	13.8	83.1	22	2	9.9	1.1	8.6	None	-	-	-	49.3	50	60	53	252	51.5	60	60	55	257	
												11725	12	1	33.3	90.9	100	100	91	285	93.1	100	100	93	290	
												12525	18.6	1	51.6	113.8	125	125	112	303	116	125	125	115	308	
												13225	24	1	66.6	132.6	150	150	129	318	134.8	150	150	132	323	
												14225	31.8	2	88.3	128.1	150	150	121	311	130.9	150	150	123	316	
												None	-	-	-	49.4	50	60	53	261	51.4	60	60	55	266	
	230-3-60	13.8	83.1	22	13.8	83.1	22	2.3	9.4	1	8.6	11725	16	1	38.5	97.5	100	100	97	299	99.5	100	100	99	304	
												12525	24.8	1	59.7	124	125	125	121	321	126	150	150	124	325	
												13225	32	1	77	145.7	150	150	141	338	147.7	150	150	144	343	
												14225	42.4	2	102	144.6	150	150	131	329	147.1	150	150	133	334	
												None	-	-	-	23.5	25	25	25	130	24.5	25	25	26	132	
												11746	16.5	1	19.8	48.3	50	50	48	150	49.3	50	50	49	152	
	460-3-60	6.2	41	10	6.2	41	10	1.3	4.7	0.5	8.6	12846	27.8	1	33.4	65.3	70	70	64	164	66.3	70	70	65	166	
												13346	33	1	39.7	73.1	80	80	71	170	74.1	80	80	72	172	
												14246	41.7	2	50.2	71.3	80	80	64	164	72.6	80	80	65	166	
												None	-	-	-	19	20	20	20	112	19.8	20	20	21	114	
	575-3-60	4.9	33	8	4.9	33	8	1	4.3	0.4	8.6	11758	17	1	16.4	39.5	40	40	39	129	40.3	45	45	40	131	
												13458	34	1	32.7	59.9	60	60	58	145	60.7	70	70	59	147	
09 (8.5)	208-3-60	14.5	98	23	14.5	98	23	2	9.9	1.1	8.6	None	-	-	-	50.8	60	60	54	282	53	60	60	57	287	
												11725	12	1	33.3	92.4	100	100	93	315	94.6	100	100	95	320	
												12525	18.6	1	51.6	115.3	125	125	114	333	117.5	125	125	116	338	
												13225	24	1	66.6	134.1	150	150	131	348	136.3	150	150	133	353	
												14225	31.8	2	88.3	128.1	150	150	122	341	130.9	150	150	125	346	
												None	-	-	-	50.9	60	60	54	291	52.9	60	60	57	295	
	230-3-60	14.5	98	23	14.5	98	23	2.3	9.4	1	8.6	11725	16	1	38.5	99	100	100	99	329	101	110	110	101	334	
												12525	24.8	1	59.7	125.5	150	150	123	350	127.5	150	150	125	355	
												13225	32	1	77	147.2	150	150	143	368	149.2	150	150	145	372	
												14225	42.4	2	102	144.6	150	150	133	359	147.1	150	150	135	363	
												None	-	-	-	23.7	25	25	25	158	24.7	25	25	27	160	
												11746	16.5	1	19.8	48.5	50	50	48	178	49.5	50	50	49	180	
	460-3-60	6.3	55	10	6.3	55	10	1.3	4.7	0.5	8.6	12846	27.8	1	33.4	65.5	70	70	64	192	66.5	70	70	65	194	
												13346	33	1	39.7	73.3	80	80	71	198	74.3	80	80	72	200	
												14246	41.7	2	50.2	71.3	80	80	64	192	72.6	80	80	65	194	
												None	-	-	-	21.5	25	25	23	128	22.3	25	25	24	130	
	575-3-60	6	41	9	6	41	9	1	4.3	0.4	8.6	11758	17	1	16.4	42	45	45	42	145	42.8	45	45	43	147	
13458												34	1	32.7	62.4	70	70	61	161	63.2	70	70	62	163		

XXEA7-12 high indoor blower - with powered convenience outlet (Continued)

Size (ton)	Nominal Unit Voltage	Compressor 1			Compressor 2			OD Fan Motors (each)	Supply Blower Motor	Pwr Exh Motor	Pwr Conv Outlet	Electric Heat Field-installed Kit 2EK045*				MCA ¹ (Amps)	Min Fuse ² / Breaker ³ Size (Amps)	Max Fuse ² / Breaker ³ Size (Amps)	Min Discon- nect Rating ⁴		MCA ¹ w/Pwr Exh (Amps)	Min Fuse ² / Breaker ³ Size w/ Pwr Exh (Amps)	Max Fuse ² / Breaker ³ Size w/ Pwr Exh (Amps)	Min Discon- nect Rating ⁴ / Pwr Exh	
		RLA	LRA	MCC	RLA	LRA	MCC					Model	kW	Stages	Amps				FLA	LRA				FLA	LRA
12 (10)	208-3-60	15.4	155	24	15.4	155	24	5.8	13.5	1.1	8.6	None	-	-	-	58.3	60	70	63	439	60.5	70	70	65	444
												11725	12	1	33.3	99.9	100	100	101	472	102.1	110	110	103	477
												12525	18.6	1	51.6	122.8	125	125	122	491	125	150	150	124	496
												13225	24	1	66.6	141.6	150	150	139	506	143.8	150	150	142	511
												14225	31.8	2	88.3	132.6	150	150	131	498	135.4	150	150	133	503
	230-3-60	15.4	155	24	15.4	155	24	5.2	13.4	1	8.6	None	-	-	-	57.6	60	70	62	435	59.6	60	70	64	440
												11725	16	1	38.5	105.7	110	110	106	474	107.7	110	110	108	478
												12525	24.8	1	59.7	132.2	150	150	130	495	134.2	150	150	133	500
												13225	32	1	77	153.9	175	175	150	512	155.9	175	175	153	517
												14225	42.4	2	102	149.6	150	150	140	503	152.1	175	175	142	508
	460-3-60	7.7	62	12	7.7	62	12	2.9	6.7	0.5	8.6	None	-	-	-	29.1	30	35	31	188	30.1	35	35	32	190
												11746	16.5	1	19.8	53.9	60	60	54	208	54.9	60	60	55	210
												12846	27.8	1	33.4	70.9	80	80	70	222	71.9	80	80	71	224
												13346	33	1	39.7	78.7	80	80	77	228	79.7	80	80	78	230
												14246	41.7	2	50.2	73.8	80	80	70	222	75.1	80	80	71	224
	575-3-60	6	47.8	9	6	47.8	9	2.2	5.4	0.4	8.6	None	-	-	-	22.8	25	25	24	149	23.6	25	25	25	150
												11758	17	1	16.4	43.3	45	45	43	165	44.1	45	45	44	167
												13458	34	1	32.7	63.7	70	70	62	181	64.5	70	70	63	183

1. Minimum Circuit Ampacity.
2. Dual Element, Time Delay Type.
3. HACR type per NEC.
4. Non-fused Disconnect, Verify on the unit nameplate that the disconnect is properly sized for the application. Units with field-installed electric heat kits may exceed the factory-installed disconnect amperage rating.

XQE04-06 standard indoor blower - without powered convenience outlet

Size (ton)	Nominal Unit Voltage	Compressor 1			Compressor 2			OD Fan Motors (each)	Supply Blower Motor	Pwr Exh Motor	Pwr Conv Outlet	Electric Heat Field-Installed Kit 2EK045*				MCA ¹ (Amps)	Min Fuse ² / Breaker ³ Size (Amps)	Max Fuse ² / Breaker ³ Size (Amps)	Min Disconnect Rating ⁴		MCA ¹ w/Pwr Exh (Amps)	Min Fuse ² / Breaker ³ Size w/ Pwr Exh (Amps)	Max Fuse ² / Breaker ³ Size w/ Pwr Exh (Amps)	Min Discon-nect Rating ⁴ / Pwr Exh	
		RLA	LRA	MCC	RLA	LRA	MCC					Model	kW	Stages	Amps				FLA	LRA				FLA	LRA
04 (3)	208-1-60	15.4	83.9	24				2	6.6	1.5		None	-	-	-	27.9	30	40	28	90	29.4	30	40	29	94
												10625	4.9	1	23.6	57.4	60	60	55	114	58.9	60	60	56	117
												11125	7.9	1	38	75.4	80	80	71	128	76.9	80	80	73	132
	230-1-60	15.4	83.9	24				2.3	6	1.3		None	-	-	-	27.6	30	40	27	91	28.9	30	40	29	94
												10625	6.5	1	27.1	61.5	70	70	58	118	62.8	70	70	60	121
												11125	10.5	1	43.8	82.4	90	90	78	135	83.7	90	90	79	138
	208-3-60	10.4	73	16				2	6.6	1.1		None	-	-	-	21.6	25	30	22	79	22.7	25	30	23	82
												10625	4.9	1	13.6	38.6	40	45	37	93	39.7	40	45	39	96
												11125	7.9	1	21.9	49	50	50	47	101	50.1	60	60	48	104
	230-3-60	10.4	73	16				2.3	6	1		11625	12	1	33.3	63.2	70	70	60	113	64.3	70	70	61	115
												None	-	-	-	21.3	25	30	22	80	22.3	25	30	23	82
												10625	6.5	1	15.6	40.8	45	45	39	96	41.8	45	45	41	98
	460-3-60	5.8	38	9				1.3	3.2	0.5		11125	10.5	1	25.3	52.9	60	60	51	105	53.9	60	60	52	108
												11625	16	1	38.5	69.4	70	70	66	118	70.4	80	80	67	121
												None	-	-	-	11.8	15	15	12	43	12.3	15	15	12	44
	575-3-60	3.8	36.5	6				1	6	0.4		10646	6	1	7.2	20.8	25	25	20	50	21.3	25	25	21	51
												11146	11.5	1	13.8	29.1	30	30	28	57	29.6	30	30	28	58
												11446	14	1	16.8	32.8	35	35	31	60	33.3	35	35	32	61
05 (4)	208-1-60	19.6	130	31				2	8.4	1.5		None	-	-	-	34.9	35	50	35	136	36.4	40	50	36	140
												10625	4.9	1	23.6	64.4	70	70	62	160	65.9	70	70	63	163
												11125	7.9	1	38	82.4	90	90	78	174	83.9	90	90	80	178
	230-1-60	19.6	130	31				2.3	7.6	1.3		None	-	-	-	34.4	35	50	34	137	35.7	40	50	35	140
												10625	6.5	1	27.1	68.3	70	80	65	164	69.6	70	80	67	167
												11125	10.5	1	43.8	89.2	90	90	84	181	90.5	100	100	86	184
	208-3-60	13.7	83.1	21				2	8.4	1.1		None	-	-	-	27.5	30	40	28	90	28.6	30	40	29	92
												10625	4.9	1	13.6	44.5	45	50	43	103	45.6	50	50	45	106
												11125	7.9	1	21.9	54.9	60	60	53	111	56	60	60	54	114
	230-3-60	13.7	83.1	21				2.3	7.6	1		11625	12	1	33.3	69.1	70	70	66	123	70.2	80	80	67	125
												None	-	-	-	27	30	40	27	90	28	30	40	28	92
												10625	6.5	1	15.6	46.5	50	50	45	106	47.5	50	50	46	108
	460-3-60	6.2	41	10				1.3	4	0.5		11125	10.5	1	25.3	58.6	60	60	56	115	59.6	60	60	57	118
												11625	16	1	38.5	75.1	80	80	71	129	76.1	80	80	73	131
												None	-	-	-	13.1	15	15	13	46	13.6	15	15	14	47
	575-3-60	4.8	33	8				1	7.6	0.4		10646	6	1	7.2	22.1	25	25	22	53	22.6	25	25	22	54
												11146	11.5	1	13.8	30.4	35	35	29	60	30.9	35	35	30	61
												11446	14	1	16.8	34.1	35	35	33	63	34.6	35	35	33	64
											None	-	-	-	10	15	15	10	36	10.4	15	15	11	37	
											11058	9.2	1	8.9	21.1	25	25	20	45	21.5	25	25	21	46	
											11458	13.8	1	13.3	26.6	30	30	25	49	27	30	30	26	50	

XQE04-06 standard indoor blower - without powered convenience outlet (Continued)

Size (ton)	Nominal Unit Voltage	Compressor 1			Compressor 2			OD Fan Motors (each)	Supply Blower Motor	Pwr Exh Motor	Pwr Conv Outlet	Electric Heat Field-installed Kit 2EK045*				MCA ¹ (Amps)	Min Fuse ² / Breaker ³ Size (Amps)	Max Fuse ² / Breaker ³ Size (Amps)	Min Disconnect Rating ⁴		MCA ¹ w/Pwr Exh (Amps)	Min Fuse ² / Breaker ³ Size w/ Pwr Exh (Amps)	Max Fuse ² / Breaker ³ Size w/ Pwr Exh (Amps)	Min Discon-nect Rating ⁴ / Pwr Exh	
		RLA	LRA	MCC	RLA	LRA	MCC					Model	kW	Stages	Amps				FLA	LRA				FLA	LRA
06 (5)	208-1-60	24.4	144.2	38				2	8.4	1.5		None	-	-	-	40.9	45	60	40	151	42.4	45	60	42	154
												10625	4.9	1	23.6	70.4	80	80	67	174	71.9	80	90	69	178
												11125	7.9	1	38	88.4	90	100	84	189	89.9	90	100	85	192
	230-1-60	24.4	144.2	38				2.3	7.6	1.3		None	-	-	-	40.4	45	60	39	151	41.7	45	60	41	154
												10625	6.5	1	27.1	74.3	80	90	71	178	75.6	80	90	72	181
												11125	10.5	1	43.8	95.2	100	100	90	195	96.5	100	100	91	198
	208-3-60	16	110	25				2	8.4	1.1		None	-	-	-	30.4	35	45	30	116	31.5	35	45	32	119
												10625	4.9	1	13.6	47.4	50	60	46	130	48.5	50	60	47	133
												11125	7.9	1	21.9	57.8	60	60	56	138	58.9	60	60	57	141
	230-3-60	16	110	25				2.3	7.6	1		11625	12	1	33.3	72	80	80	69	150	73.1	80	80	70	152
												None	-	-	-	29.9	30	45	30	117	30.9	35	45	31	119
												10625	6.5	1	15.6	49.4	50	60	48	133	50.4	60	60	49	135
	460-3-60	7.8	52	12				1.3	4	0.5		11125	10.5	1	25.3	61.5	70	70	59	142	62.5	70	70	60	145
												11625	16	1	38.5	78	80	80	74	155	79	80	80	75	158
												None	-	-	-	15.1	20	20	15	57	15.6	20	20	16	58
	575-3-60	5.7	38.9	9				1	7.6	0.4		10646	6	1	7.2	24.1	25	30	23	64	24.6	25	30	24	65
												11146	11.5	1	13.8	32.4	35	35	31	71	32.9	35	35	32	72
												11446	14	1	16.8	36.1	40	40	34	74	36.6	40	40	35	75
	575-3-60	5.7	38.9	9				1	7.6	0.4		None	-	-	-	11.1	15	15	11	42	11.5	15	15	12	43
												11458	13.8	1	13.3	27.7	30	30	26	55	28.1	30	30	27	56
												12358	23	1	22.1	38.7	40	40	37	64	39.1	40	40	37	65

1. Minimum Circuit Ampacity.
2. Dual Element, Time Delay Type.
3. HACR type per NEC.
4. Non-fused Disconnect, Verify on the unit nameplate that the disconnect is properly sized for the application. Units with field-installed electric heat kits may exceed the factory-installed disconnect amperage rating.

XQE04-06 standard indoor blower - with powered convenience outlet

Size (ton)	Nominal Unit Voltage	Compressor 1			Compressor 2			OD Fan Motors (each)	Supply Blower Motor	Pwr Exh Motor	Pwr Conv Outlet	Electric Heat Field-Installed Kit 2EK045*				MCA ¹ (Amps)	Min Fuse ² /Breaker ³ Size (Amps)	Max Fuse ² /Breaker ³ Size (Amps)	Min Disconnect Rating ⁴		MCA ¹ w/Pwr Exh (Amps)	Min Fuse ² /Breaker ³ Size w/ Pwr Exh (Amps)	Max Fuse ² /Breaker ³ Size w/ Pwr Exh (Amps)	Min Disconnect Rating ⁴ w/ Pwr Exh	
		RLA	LRA	MCC	RLA	LRA	MCC					Model	kW	Stages	Amps				FLA	LRA				FLA	LRA
04 (3)	208-1-60	15.4	83.9	24				2	6.6	1.5	8.6	None	-	-	-	32.2	35	45	33	95	33.7	35	45	34	98
												10625	4.9	1	23.6	61.7	70	70	60	118	63.2	70	70	61	122
												11125	7.9	1	38	79.7	80	80	76	133	81.2	90	90	78	136
	230-1-60	15.4	83.9	24				2.3	6	1.3	8.6	None	-	-	-	31.9	35	45	32	95	33.2	35	45	34	98
												10625	6.5	1	27.1	65.8	70	70	63	122	67.1	70	70	65	125
												11125	10.5	1	43.8	86.7	90	90	83	139	88	90	90	84	142
	208-3-60	10.4	73	16				2	6.6	1.1	8.6	None	-	-	-	25.9	30	35	27	84	27	30	35	28	86
												10625	4.9	1	13.6	42.9	45	45	42	97	44	45	50	44	100
												11125	7.9	1	21.9	53.3	60	60	52	106	54.4	60	60	53	108
	230-3-60	10.4	73	16				2.3	6	1	8.6	11625	12	1	33.3	67.5	70	70	65	117	68.6	70	70	66	120
												None	-	-	-	25.6	30	35	26	84	26.6	30	35	28	87
												10625	6.5	1	15.6	45.1	50	50	44	100	46.1	50	50	46	102
	460-3-60	5.8	38	9				1.3	3.2	0.5	8.6	11125	10.5	1	25.3	57.2	60	60	56	110	58.2	60	60	57	112
												11625	16	1	38.5	73.7	80	80	71	123	74.7	80	80	72	125
												None	-	-	-	14	15	15	14	45	14.5	15	15	15	46
	575-3-60	3.8	36.5	6				1	6	0.4	8.6	10646	6	1	7.2	23	25	25	23	52	23.5	25	25	23	53
												11146	11.5	1	13.8	31.3	35	35	30	59	31.8	35	35	31	60
												11446	14	1	16.8	35	35	35	34	62	35.5	40	40	34	63
05 (4)	208-1-60	19.6	130	31				2	8.4	1.5	8.6	None	-	-	-	39.2	40	50	39	141	40.7	45	60	41	144
												10625	4.9	1	23.6	68.7	70	80	67	164	70.2	80	80	68	168
												11125	7.9	1	38	86.7	90	90	83	179	88.2	90	90	85	182
	230-1-60	19.6	130	31				2.3	7.6	1.3	8.6	None	-	-	-	38.7	40	50	39	141	40	40	50	40	144
												10625	6.5	1	27.1	72.6	80	80	70	168	73.9	80	80	72	171
												11125	10.5	1	43.8	93.5	100	100	89	185	94.8	100	100	91	188
	208-3-60	13.7	83.1	21				2	8.4	1.1	8.6	None	-	-	-	31.8	35	45	33	94	32.9	35	45	34	96
												10625	4.9	1	13.6	48.8	50	50	48	107	49.9	50	60	50	110
												11125	7.9	1	21.9	59.2	60	60	58	116	60.3	70	70	59	118
	230-3-60	13.7	83.1	21				2.3	7.6	1	8.6	11625	12	1	33.3	73.4	80	80	71	127	74.5	80	80	72	130
												None	-	-	-	31.3	35	45	32	94	32.3	35	45	33	97
												10625	6.5	1	15.6	50.8	60	60	50	110	51.8	60	60	51	112
	460-3-60	6.2	41	10				1.3	4	0.5	8.6	11125	10.5	1	25.3	62.9	70	70	61	120	63.9	70	70	62	122
												11625	16	1	38.5	79.4	80	80	76	133	80.4	90	90	78	135
												None	-	-	-	15.3	20	20	16	48	15.8	20	20	16	49
	575-3-60	4.8	33	8				1	7.6	0.4	8.6	10646	6	1	7.2	24.3	25	25	24	55	24.8	25	25	25	56
												11146	11.5	1	13.8	32.6	35	35	32	62	33.1	35	35	32	63
												11446	14	1	16.8	36.3	40	40	35	65	36.8	40	40	36	66
												None	-	-	-	11.8	15	15	12	38	12.2	15	15	13	39
												11058	9.2	1	8.9	22.9	25	25	22	47	23.3	25	25	23	48
												11458	13.8	1	13.3	28.4	30	30	27	51	28.8	30	30	28	52

XQE04-06 standard indoor blower - with powered convenience outlet (Continued)

Size (ton)	Nominal Unit Voltage	Compressor 1			Compressor 2			OD Fan Motors (each)	Supply Blower Motor	Pwr Exh Motor	Pwr Conv Outlet	Electric Heat Field-installed Kit 2EK045*				MCA ¹ (Amps)	Min Fuse ² / Breaker ³ Size (Amps)	Max Fuse ² / Breaker ³ Size (Amps)	Min Disconnect Rating ⁴		MCA ¹ w/Pwr Exh (Amps)	Min Fuse ² / Breaker ³ Size w/ Pwr Exh (Amps)	Max Fuse ² / Breaker ³ Size w/ Pwr Exh (Amps)	Min Discon-nect Rating ⁴ / Pwr Exh	
		RLA	LRA	MCC	RLA	LRA	MCC					Model	kW	Stages	Amps				FLA	LRA				FLA	LRA
06 (5)	208-1-60	24.4	144.2	38				2	8.4	1.5	8.6	None	-	-	-	45.2	50	60	45	155	46.7	50	70	47	158
												10625	4.9	1	23.6	74.7	80	90	72	179	76.2	80	90	74	182
												11125	7.9	1	38	92.7	100	100	89	193	94.2	100	100	90	196
	230-1-60	24.4	144.2	38				2.3	7.6	1.3	8.6	None	-	-	-	44.7	45	60	44	155	46	50	70	46	158
												10625	6.5	1	27.1	78.6	80	90	76	183	79.9	80	90	77	185
												11125	10.5	1	43.8	99.5	100	110	95	199	100.8	110	110	96	202
	208-3-60	16	110	25				2	8.4	1.1	8.6	None	-	-	-	34.7	35	50	35	121	35.8	40	50	37	123
												10625	4.9	1	13.6	51.7	60	60	51	134	52.8	60	60	52	137
												11125	7.9	1	21.9	62.1	70	70	60	143	63.2	70	70	62	145
	230-3-60	16	110	25				2.3	7.6	1	8.6	11625	12	1	33.3	76.3	80	80	74	154	77.4	80	80	75	157
												None	-	-	-	34.2	35	50	35	121	35.2	40	50	36	124
												10625	6.5	1	15.6	53.7	60	60	53	137	54.7	60	60	54	139
	460-3-60	7.8	52	12				1.3	4	0.5	8.6	11125	10.5	1	25.3	65.8	70	70	64	147	66.8	70	70	65	149
												11625	16	1	38.5	82.3	90	90	79	160	83.3	90	90	80	162
												None	-	-	-	17.3	20	25	18	59	17.8	20	25	18	60
	575-3-60	5.7	38.9	9				1	7.6	0.4	8.6	10646	6	1	7.2	26.3	30	30	26	66	26.8	30	30	26	67
												11146	11.5	1	13.8	34.6	35	35	33	73	35.1	40	40	34	74
												11446	14	1	16.8	38.3	40	40	37	76	38.8	40	40	37	77
												None	-	-	-	12.9	15	15	13	44	13.3	15	15	14	45
												11458	13.8	1	13.3	29.5	30	30	29	57	29.9	30	30	29	58
													12358	23	1	22.1	40.5	45	45	39	66	40.9	45	45	39

1. Minimum Circuit Ampacity.
2. Dual Element, Time Delay Type.
3. HACR type per NEC.
4. Non-fused Disconnect, Verify on the unit nameplate that the disconnect is properly sized for the application. Units with field-installed electric heat kits may exceed the factory-installed disconnect amperage rating.

XQE04-06 medium indoor blower - without powered convenience outlet

Size (ton)	Nominal Unit Voltage	Compressor 1			Compressor 2			OD Fan Motors (each)	Supply Blower Motor	Pwr Exh Motor	Pwr Conv Outlet	Electric Heat Field-Installed Kit 2EK045*				MCA ¹ (Amps)	Min Fuse ² / Breaker ³ Size (Amps)	Max Fuse ² / Breaker ³ Size (Amps)	Min Disconnect Rating ⁴		MCA ¹ w/Pwr Exh (Amps)	Min Fuse ² / Breaker ³ Size w/ Pwr Exh (Amps)	Max Fuse ² / Breaker ³ Size w/ Pwr Exh (Amps)	Min Discon-nect Rating ⁴ / Pwr Exh	
		RLA	LRA	MCC	RLA	LRA	MCC					Model	kW	Stages	Amps				FLA	LRA				FLA	LRA
04 (3)	208-1-60	15.4	83.9	24				2	7.6	1.5		None	-	-	-	28.9	30	40	29	121	30.4	35	45	30	125
												10625	4.9	1	23.6	58.4	60	60	56	145	59.9	60	60	58	148
												11125	7.9	1	38	76.4	80	80	72	159	77.9	80	80	74	163
	230-1-60	15.4	83.9	24				2.3	7	1.3		None	-	-	-	28.6	30	40	28	124	29.9	30	45	30	127
												10625	6.5	1	27.1	62.5	70	70	60	151	63.8	70	70	61	154
												11125	10.5	1	43.8	83.4	90	90	79	168	84.7	90	90	80	171
	208-3-60	10.4	73	16				2	5.2	1.1		None	-	-	-	20.2	25	30	20	100	21.3	25	30	22	102
												10625	4.9	1	13.6	37.2	40	40	36	113	38.3	40	45	37	116
												11125	7.9	1	21.9	47.6	50	50	45	122	48.7	50	50	47	124
	230-3-60	10.4	73	16				2.3	5.2	1		11625	12	1	33.3	61.8	70	70	59	133	62.9	70	70	60	136
												None	-	-	-	20.5	25	30	21	103	21.5	25	30	22	105
												10625	6.5	1	15.6	40	40	45	39	119	41	45	45	40	121
	460-3-60	5.8	38	9				1.3	2.6	0.5		11125	10.5	1	25.3	52.1	60	60	50	128	53.1	60	60	51	131
												11625	16	1	38.5	68.6	70	70	65	141	69.6	70	70	66	144
												None	-	-	-	11.2	15	15	11	53	11.7	15	15	12	55
	575-3-60	3.8	36.5	6				1	2	0.4		10646	6	1	7.2	20.2	25	25	19	61	20.7	25	25	20	62
												11146	11.5	1	13.8	28.5	30	30	27	67	29	30	30	28	68
												11446	14	1	16.8	32.2	35	35	30	70	32.7	35	35	31	71
05 (4)	208-1-60	19.6	130	31				2	7.6	1.5		None	-	-	-	34.1	35	50	34	167	35.6	40	50	35	171
												10625	4.9	1	23.6	63.6	70	70	61	191	65.1	70	70	62	194
												11125	7.9	1	38	81.6	90	90	77	205	83.1	90	90	79	209
	230-1-60	19.6	130	31				2.3	7	1.3		None	-	-	-	33.8	35	50	33	170	35.1	40	50	35	173
												10625	6.5	1	27.1	67.7	70	80	64	198	69	70	80	66	200
												11125	10.5	1	43.8	88.6	90	90	84	214	89.9	90	90	85	217
	208-3-60	13.7	83.1	21				2	5.2	1.1		None	-	-	-	24.3	25	35	24	110	25.4	30	35	25	112
												10625	4.9	1	13.6	41.3	45	50	40	124	42.4	45	50	41	126
												11125	7.9	1	21.9	51.7	60	60	49	132	52.8	60	60	50	134
	230-3-60	13.7	83.1	21				2.3	5.2	1		11625	12	1	33.3	65.9	70	70	62	143	67	70	70	64	146
												None	-	-	-	24.6	25	35	24	113	25.6	30	35	26	115
												10625	6.5	1	15.6	44.1	45	50	42	129	45.1	50	50	43	131
	460-3-60	6.2	41	10				1.3	2.6	0.5		11125	10.5	1	25.3	56.2	60	60	53	138	57.2	60	60	55	141
												11625	16	1	38.5	72.7	80	80	69	152	73.7	80	80	70	154
												None	-	-	-	11.7	15	15	12	56	12.2	15	15	12	58
	575-3-60	4.8	33	8				1	2	0.4		10646	6	1	7.2	20.7	25	25	20	64	21.2	25	25	20	65
												11146	11.5	1	13.8	29	30	30	27	70	29.5	30	30	28	71
												11446	14	1	16.8	32.7	35	35	31	73	33.2	35	35	32	74
												None	-	-	-	9	15	15	9	45	9.4	15	15	9	46
												11058	9.2	1	8.9	20.1	25	25	19	54	20.5	25	25	20	55
												11458	13.8	1	13.3	25.6	30	30	24	59	26	30	30	25	60

XQE04-06 medium indoor blower - without powered convenience outlet (Continued)

Size (ton)	Nominal Unit Voltage	Compressor 1			Compressor 2			OD Fan Motors (each)	Supply Blower Motor	Pwr Exh Motor	Pwr Conv Outlet	Electric Heat Field-installed Kit 2EK045*				MCA ¹ (Amps)	Min Fuse ² / Breaker ³ Size (Amps)	Max Fuse ² / Breaker ³ Size (Amps)	Min Disconnect Rating ⁴		MCA ¹ w/Pwr Exh (Amps)	Min Fuse ² / Breaker ³ Size w/ Pwr Exh (Amps)	Max Fuse ² / Breaker ³ Size w/ Pwr Exh (Amps)	Min Discon-nect Rating ⁴ / Pwr Exh	
		RLA	LRA	MCC	RLA	LRA	MCC					Model	kW	Stages	Amps				FLA	LRA				FLA	LRA
06 (5)	208-1-60	24.4	144.2	38				2	6.8	1.5		None	-	-	-	39.3	40	60	38	181	40.8	45	60	40	185
												10625	4.9	1	23.6	68.8	70	80	65	205	70.3	80	80	67	208
												11125	7.9	1	38	86.8	90	100	82	219	88.3	90	100	84	223
	230-1-60	24.4	144.2	38				2.3	6.2	1.3		None	-	-	-	39	40	60	38	182	40.3	45	60	39	185
												10625	6.5	1	27.1	72.9	80	90	69	209	74.2	80	90	70	212
												11125	10.5	1	43.8	93.8	100	100	88	226	95.1	100	100	90	229
	208-3-60	16	110	25				2	7	1.1		None	-	-	-	29	30	45	29	175	30.1	35	45	30	177
												10625	4.9	1	13.6	46	50	50	44	188	47.1	50	50	46	191
												11125	7.9	1	21.9	56.4	60	60	54	196	57.5	60	60	55	199
	230-3-60	16	110	25				2.3	7.2	1		11625	12	1	33.3	70.6	80	80	67	208	71.7	80	80	68	210
												None	-	-	-	29.5	30	45	29	177	30.5	35	45	30	179
												10625	6.5	1	15.6	49	50	60	47	192	50	50	60	48	195
	460-3-60	7.8	52	12				1.3	3.6	0.5		11125	10.5	1	25.3	61.1	70	70	58	202	62.1	70	70	60	204
												11625	16	1	38.5	77.6	80	80	74	215	78.6	80	80	75	218
												None	-	-	-	14.7	15	20	15	86	15.2	20	20	15	87
	575-3-60	5.7	38.9	9				1	2.5	0.4		10646	6	1	7.2	23.7	25	25	23	93	24.2	25	25	23	94
												11146	11.5	1	13.8	32	35	35	30	100	32.5	35	35	31	101
												11446	14	1	16.8	35.7	40	40	34	103	36.2	40	40	35	104
												None	-	-	-	10.6	15	15	11	59	11	15	15	11	60
												11458	13.8	1	13.3	27.2	30	30	26	72	27.6	30	30	26	73
												12358	23	1	22.1	38.2	40	40	36	81	38.6	40	40	36	82

1. Minimum Circuit Ampacity.
2. Dual Element, Time Delay Type.
3. HACR type per NEC.
4. Non-fused Disconnect, Verify on the unit nameplate that the disconnect is properly sized for the application. Units with field-installed electric heat kits may exceed the factory-installed disconnect amperage rating.

XQE04-06 medium indoor blower - with powered convenience outlet

Size (ton)	Nominal Unit Voltage	Compressor 1			Compressor 2			OD Fan Motors (each)	Supply Blower Motor	Pwr Exh Motor	Pwr Conv Outlet	Electric Heat Field-Installed Kit 2EK045*				MCA ¹ (Amps)	Min Fuse ^{2/} / Breaker ³ Size (Amps)	Max Fuse ^{2/} / Breaker ³ Size (Amps)	Min Disconnect Rating ⁴		MCA ¹ w/Pwr Exh (Amps)	Min Fuse ^{2/} / Breaker ³ Size w/ Pwr Exh (Amps)	Max Fuse ^{2/} / Breaker ³ Size w/ Pwr Exh (Amps)	Min Discon-nect Rating ^{4/} / Pwr Exh	
		RLA	LRA	MCC	RLA	LRA	MCC					Model	kW	Stages	Amps				FLA	LRA				FLA	LRA
04 (3)	208-1-60	15.4	83.9	24				2	7.6	1.5	8.6	None	-	-	-	33.2	35	45	34	126	34.7	35	50	35	129
												10625	4.9	1	23.6	62.7	70	70	61	149	64.2	70	70	63	153
												11125	7.9	1	38	80.7	90	90	77	164	82.2	90	90	79	167
	230-1-60	15.4	83.9	24				2.3	7	1.3	8.6	None	-	-	-	32.9	35	45	33	129	34.2	35	45	35	132
												10625	6.5	1	27.1	66.8	70	70	65	156	68.1	70	70	66	159
												11125	10.5	1	43.8	87.7	90	90	84	172	89	90	90	85	175
	208-3-60	10.4	73	16				2	5.2	1.1	8.6	None	-	-	-	24.5	25	30	25	104	25.6	30	35	26	107
												10625	4.9	1	13.6	41.5	45	45	41	118	42.6	45	45	42	120
												11125	7.9	1	21.9	51.9	60	60	50	126	53	60	60	52	129
	230-3-60	10.4	73	16				2.3	5.2	1	8.6	11625	12	1	33.3	66.1	70	70	63	137	67.2	70	70	65	140
												None	-	-	-	24.8	25	35	26	107	25.8	30	35	27	110
												10625	6.5	1	15.6	44.3	45	50	43	123	45.3	50	50	45	125
	460-3-60	5.8	38	9				1.3	2.6	0.5	8.6	11125	10.5	1	25.3	56.4	60	60	55	133	57.4	60	60	56	135
												11625	16	1	38.5	72.9	80	80	70	146	73.9	80	80	71	148
												None	-	-	-	13.4	15	15	14	56	13.9	15	15	14	57
	575-3-60	3.8	36.5	6				1	2	0.4	8.6	10646	6	1	7.2	22.4	25	25	22	63	22.9	25	25	23	64
												11146	11.5	1	13.8	30.7	35	35	30	69	31.2	35	35	30	70
												11446	14	1	16.8	34.4	35	35	33	72	34.9	35	35	34	73
05 (4)	208-1-60	19.6	130	31				2	7.6	1.5	8.6	None	-	-	-	38.4	40	50	39	172	39.9	40	50	40	175
												10625	4.9	1	23.6	67.9	70	80	66	195	69.4	70	80	67	199
												11125	7.9	1	38	85.9	90	90	82	210	87.4	90	90	84	213
	230-1-60	19.6	130	31				2.3	7	1.3	8.6	None	-	-	-	38.1	40	50	38	175	39.4	40	50	40	178
												10625	6.5	1	27.1	72	80	80	69	202	73.3	80	80	71	205
												11125	10.5	1	43.8	92.9	100	100	89	219	94.2	100	100	90	221
	208-3-60	13.7	83.1	21				2	5.2	1.1	8.6	None	-	-	-	28.6	30	40	29	114	29.7	30	40	30	117
												10625	4.9	1	13.6	45.6	50	50	45	128	46.7	50	50	46	130
												11125	7.9	1	21.9	56	60	60	54	136	57.1	60	60	55	139
	230-3-60	13.7	83.1	21				2.3	5.2	1	8.6	11625	12	1	33.3	70.2	80	80	67	148	71.3	80	80	69	150
												None	-	-	-	28.9	30	40	29	117	29.9	30	40	30	120
												10625	6.5	1	15.6	48.4	50	50	47	133	49.4	50	50	48	135
	460-3-60	6.2	41	10				1.3	2.6	0.5	8.6	11125	10.5	1	25.3	60.5	70	70	58	143	61.5	70	70	60	145
												11625	16	1	38.5	77	80	80	74	156	78	80	80	75	158
												None	-	-	-	13.9	15	20	14	59	14.4	15	20	15	60
	575-3-60	4.8	33	8				1	2	0.4	8.6	10646	6	1	7.2	22.9	25	25	22	66	23.4	25	25	23	67
												11146	11.5	1	13.8	31.2	35	35	30	72	31.7	35	35	31	73
												11446	14	1	16.8	34.9	35	35	33	75	35.4	40	40	34	76
											None	-	-	-	10.7	15	15	11	47	11.1	15	15	11	48	
											11058	9.2	1	8.9	21.8	25	25	21	56	22.2	25	25	22	57	
											11458	13.8	1	13.3	27.3	30	30	26	60	27.7	30	30	27	61	

XQE04-06 medium indoor blower - with powered convenience outlet (Continued)

Size (ton)	Nominal Unit Voltage	Compressor 1			Compressor 2			OD Fan Motors (each)	Supply Blower Motor	Pwr Exh Motor	Pwr Conv Outlet	Electric Heat Field-installed Kit 2EK045*				MCA ¹ (Amps)	Min Fuse ² / Breaker ³ Size (Amps)	Max Fuse ² / Breaker ³ Size (Amps)	Min Disconnect Rating ⁴		MCA ¹ w/Pwr Exh (Amps)	Min Fuse ² / Breaker ³ Size w/ Pwr Exh (Amps)	Max Fuse ² / Breaker ³ Size w/ Pwr Exh (Amps)	Min Discon-nect Rating ⁴ / Pwr Exh	
		RLA	LRA	MCC	RLA	LRA	MCC					Model	kW	Stages	Amps				FLA	LRA				FLA	LRA
06 (5)	208-1-60	24.4	144.2	38				2	6.8	1.5	8.6	None	-	-	-	43.6	45	60	43	185	45.1	50	60	45	189
												10625	4.9	1	23.6	73.1	80	90	70	209	74.6	80	90	72	212
												11125	7.9	1	38	91.1	100	100	87	223	92.6	100	100	89	227
	230-1-60	24.4	144.2	38				2.3	6.2	1.3	8.6	None	-	-	-	43.3	45	60	43	186	44.6	45	60	44	189
												10625	6.5	1	27.1	77.2	80	90	74	214	78.5	80	90	75	216
												11125	10.5	1	43.8	98.1	100	110	93	230	99.4	100	110	95	233
	208-3-60	16	110	25				2	7	1.1	8.6	None	-	-	-	33.3	35	45	34	179	34.4	35	50	35	181
												10625	4.9	1	13.6	50.3	60	60	49	192	51.4	60	60	51	195
												11125	7.9	1	21.9	60.7	70	70	59	201	61.8	70	70	60	203
	230-3-60	16	110	25				2.3	7.2	1	8.6	11625	12	1	33.3	74.9	80	80	72	212	76	80	80	73	215
												None	-	-	-	33.8	35	45	34	181	34.8	35	50	35	183
												10625	6.5	1	15.6	53.3	60	60	52	197	54.3	60	60	53	199
	460-3-60	7.8	52	12				1.3	3.6	0.5	8.6	11125	10.5	1	25.3	65.4	70	70	63	206	66.4	70	70	65	209
												11625	16	1	38.5	81.9	90	90	79	220	82.9	90	90	80	222
												None	-	-	-	16.9	20	20	17	88	17.4	20	20	18	89
	575-3-60	5.7	38.9	9				1	2.5	0.4	8.6	10646	6	1	7.2	25.9	30	30	25	95	26.4	30	30	26	96
												11146	11.5	1	13.8	34.2	35	35	33	102	34.7	35	35	34	103
												11446	14	1	16.8	37.9	40	40	36	105	38.4	40	40	37	106
												None	-	-	-	12.3	15	15	13	61	12.7	15	15	13	62
												11458	13.8	1	13.3	28.9	30	30	28	74	29.3	30	30	28	75
												12358	23	1	22.1	39.9	40	40	38	83	40.3	45	45	38	84

1. Minimum Circuit Ampacity.
2. Dual Element, Time Delay Type.
3. HACR type per NEC.
4. Non-fused Disconnect, Verify on the unit nameplate that the disconnect is properly sized for the application. Units with field-installed electric heat kits may exceed the factory-installed disconnect amperage rating.

XQE04-06 high indoor blower - without powered convenience outlet

Size (ton)	Nominal Unit Voltage	Compressor 1			Compressor 2			OD Fan Motors (each)	Supply Blower Motor	Pwr Exh Motor	Pwr Conv Outlet	Electric Heat Field-Installed Kit 2EK045*				MCA ¹ (Amps)	Min Fuse ² / Breaker ³ Size (Amps)	Max Fuse ² / Breaker ³ Size (Amps)	Min Disconnect Rating ⁴		MCA ¹ w/Pwr Exh (Amps)	Min Fuse ² / Breaker ³ Size w/ Pwr Exh (Amps)	Max Fuse ² / Breaker ³ Size w/ Pwr Exh (Amps)	Min Discon-nect Rating ⁴ / Pwr Exh	
		RLA	LRA	MCC	RLA	LRA	MCC					Model	kW	Stages	Amps				FLA	LRA				FLA	LRA
04 (3)	208-3-60	10.4	73	16				2	5.2	1.1		None	-	-	-	20.2	25	30	20	100	21.3	25	30	22	102
												10625	4.9	1	13.6	37.2	40	40	36	113	38.3	40	45	37	116
												11125	7.9	1	21.9	47.6	50	50	45	122	48.7	50	50	47	124
												11625	12	1	33.3	61.8	70	70	59	133	62.9	70	70	60	136
	230-3-60	10.4	73	16				2.3	5.2	1		None	-	-	-	20.5	25	30	21	103	21.5	25	30	22	105
												10625	6.5	1	15.6	40	40	45	39	119	41	45	45	40	121
												11125	10.5	1	25.3	52.1	60	60	50	128	53.1	60	60	51	131
												11625	16	1	38.5	68.6	70	70	65	141	69.6	70	70	66	144
	460-3-60	5.8	38	9				1.3	2.6	0.5		None	-	-	-	11.2	15	15	11	53	11.7	15	15	12	55
												10646	6	1	7.2	20.2	25	25	19	61	20.7	25	25	20	62
												11146	11.5	1	13.8	28.5	30	30	27	67	29	30	30	28	68
												11446	14	1	16.8	32.2	35	35	30	70	32.7	35	35	31	71
	575-3-60	3.8	36.5	6				1	2	0.4		None	-	-	-	7.8	15	15	8	49	8.2	15	15	8	50
												11058	9.2	1	8.9	18.9	20	20	18	58	19.3	20	20	19	59
												11458	13.8	1	13.3	24.4	25	25	23	62	24.8	25	25	24	63
	05 (4)	208-3-60	13.7	83.1	21				2	5.2	1.1		None	-	-	-	24.3	25	35	24	110	25.4	30	35	25
10625													4.9	1	13.6	41.3	45	50	40	124	42.4	45	50	41	126
11125													7.9	1	21.9	51.7	60	60	49	132	52.8	60	60	50	134
11625													12	1	33.3	65.9	70	70	62	143	67	70	70	64	146
230-3-60		13.7	83.1	21				2.3	5.2	1		None	-	-	-	24.6	25	35	24	113	25.6	30	35	26	115
												10625	6.5	1	15.6	44.1	45	50	42	129	45.1	50	50	43	131
												11125	10.5	1	25.3	56.2	60	60	53	138	57.2	60	60	55	141
												11625	16	1	38.5	72.7	80	80	69	152	73.7	80	80	70	154
460-3-60		6.2	41	10				1.3	2.6	0.5		None	-	-	-	11.7	15	15	12	56	12.2	15	15	12	58
												10646	6	1	7.2	20.7	25	25	20	64	21.2	25	25	20	65
												11146	11.5	1	13.8	29	30	30	27	70	29.5	30	30	28	71
												11446	14	1	16.8	32.7	35	35	31	73	33.2	35	35	32	74
575-3-60		4.8	33	8				1	2	0.4		None	-	-	-	9	15	15	9	45	9.4	15	15	9	46
												11058	9.2	1	8.9	20.1	25	25	19	54	20.5	25	25	20	55
												11458	13.8	1	13.3	25.6	30	30	24	59	26	30	30	25	60
06 (5)		208-3-60	16	110	25				2	8.9	1.1		None	-	-	-	30.9	35	45	31	191	32	35	45	32
	10625												4.9	1	13.6	47.9	50	60	47	205	49	50	60	48	207
	11125												7.9	1	21.9	58.3	60	60	56	213	59.4	60	60	57	216
	11625												12	1	33.3	72.5	80	80	69	225	73.6	80	80	70	227
	230-3-60	16	110	25				2.3	8.2	1		None	-	-	-	30.5	35	45	30	194	31.5	35	45	32	196
												10625	6.5	1	15.6	50	50	60	48	210	51	60	60	50	212
												11125	10.5	1	25.3	62.1	70	70	60	219	63.1	70	70	61	222
												11625	16	1	38.5	78.6	80	80	75	232	79.6	80	80	76	235
	460-3-60	7.8	52	12				1.3	4.1	0.5		None	-	-	-	15.2	20	20	15	89	15.7	20	20	16	91
												10646	6	1	7.2	24.2	25	30	23	97	24.7	25	30	24	98
												11146	11.5	1	13.8	32.5	35	35	31	103	33	35	35	32	104
												11446	14	1	16.8	36.2	40	40	35	106	36.7	40	40	35	107
	575-3-60	5.7	38.9	9				1	3.2	0.4		None	-	-	-	11.3	15	15	11	67	11.7	15	15	12	68
												11458	13.8	1	13.3	27.9	30	30	27	81	28.3	30	30	27	82
												12358	23	1	22.1	38.9	40	40	37	89	39.3	40	40	37	90

1. Minimum Circuit Ampacity.
2. Dual Element, Time Delay Type.
3. HACR type per NEC.
4. Non-fused Disconnect, Verify on the unit nameplate that the disconnect is properly sized for the application. Units with field-installed electric heat kits may exceed the factory-installed disconnect amperage rating.

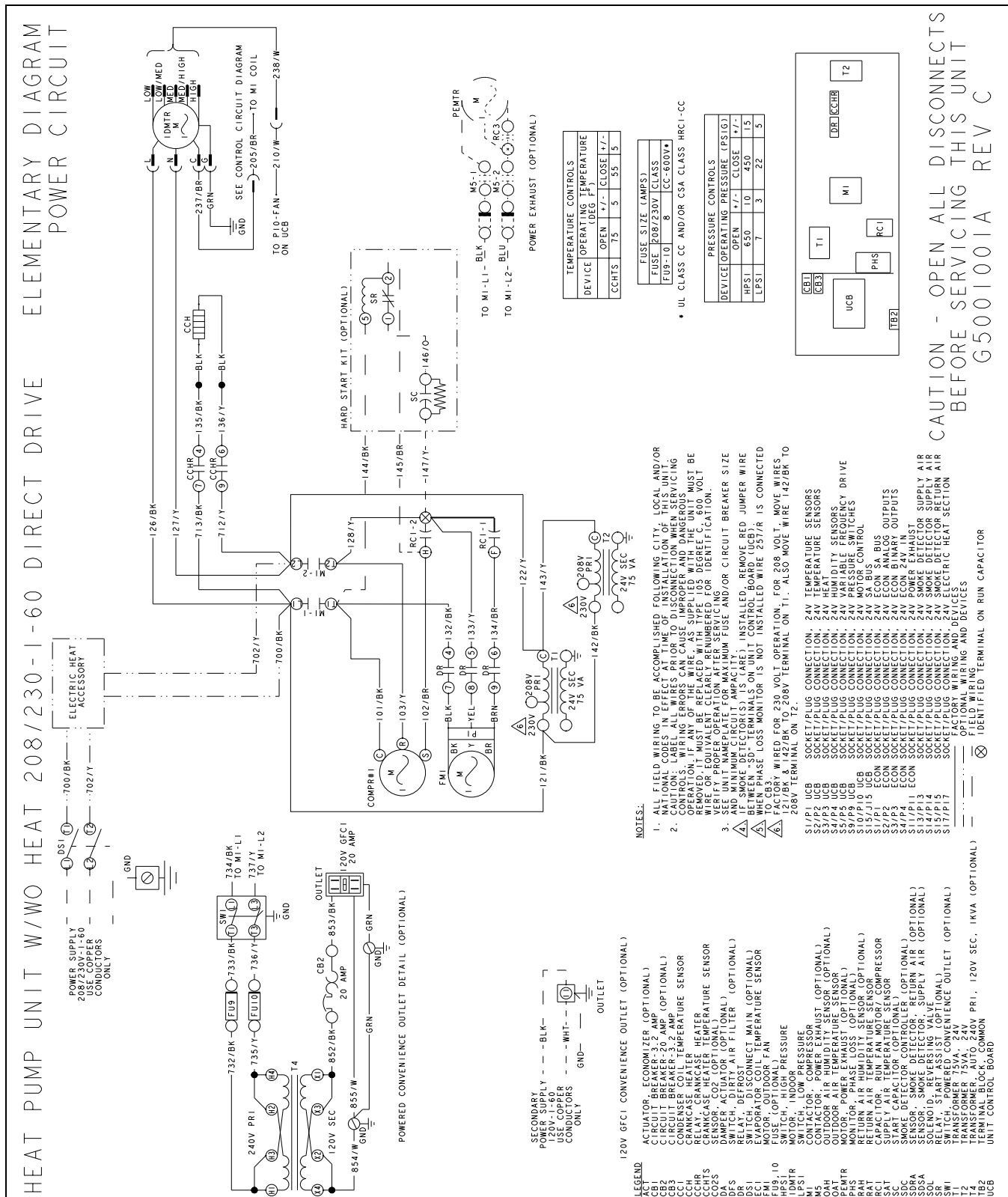
XQE04-06 high indoor blower - with powered convenience outlet

Size (ton)	Nominal Unit Voltage	Compressor 1			Compressor 2			OD Fan Motors (each)	Supply Blower Motor	Pwr Exh Motor	Pwr Conv Outlet	Electric Heat Field-installed Kit 2EK045*				MCA ¹ (Amps)	Min Fuse ² / Breaker ³ Size (Amps)	Max Fuse ² / Breaker ³ Size (Amps)	Min Disconnect Rating ⁴		MCA ¹ w/Pwr Exh (Amps)	Min Fuse ² / Breaker ³ Size w/ Pwr Exh (Amps)	Max Fuse ² / Breaker ³ Size w/ Pwr Exh (Amps)	Min Discon-nect Rating ⁴ / Pwr Exh	
		RLA	LRA	MCC	RLA	LRA	MCC					Model	kW	Stages	Amps				FLA	LRA				FLA	LRA
04 (3)	208-3-60	10.4	73	16				2	5.2	1.1	8.6	None	-	-	-	24.5	25	30	25	104	25.6	30	35	26	107
												10625	4.9	1	13.6	41.5	45	45	41	118	42.6	45	45	42	120
												11125	7.9	1	21.9	51.9	60	60	50	126	53	60	60	52	129
												11625	12	1	33.3	66.1	70	70	63	137	67.2	70	70	65	140
	230-3-60	10.4	73	16				2.3	5.2	1	8.6	None	-	-	-	24.8	25	35	26	107	25.8	30	35	27	110
												10625	6.5	1	15.6	44.3	45	50	43	123	45.3	50	50	45	125
												11125	10.5	1	25.3	56.4	60	60	55	133	57.4	60	60	56	135
												11625	16	1	38.5	72.9	80	80	70	146	73.9	80	80	71	148
	460-3-60	5.8	38	9				1.3	2.6	0.5	8.6	None	-	-	-	13.4	15	15	14	56	13.9	15	15	14	57
												10646	6	1	7.2	22.4	25	25	22	63	22.9	25	25	23	64
												11146	11.5	1	13.8	30.7	35	35	30	69	31.2	35	35	30	70
												11446	14	1	16.8	34.4	35	35	33	72	34.9	35	35	34	73
	575-3-60	3.8	36.5	6				1	2	0.4	8.6	None	-	-	-	9.5	15	15	10	51	9.9	15	15	10	51
												11058	9.2	1	8.9	20.6	25	25	20	59	21	25	25	20	60
												11458	13.8	1	13.3	26.1	30	30	25	64	26.5	30	30	26	65
05 (4)	208-3-60	13.7	83.1	21				2	5.2	1.1	8.6	None	-	-	-	28.6	30	40	29	114	29.7	30	40	30	117
												10625	4.9	1	13.6	45.6	50	50	45	128	46.7	50	50	46	130
												11125	7.9	1	21.9	56	60	60	54	136	57.1	60	60	55	139
												11625	12	1	33.3	70.2	80	80	67	148	71.3	80	80	69	150
	230-3-60	13.7	83.1	21				2.3	5.2	1	8.6	None	-	-	-	28.9	30	40	29	117	29.9	30	40	30	120
												10625	6.5	1	15.6	48.4	50	50	47	133	49.4	50	50	48	135
												11125	10.5	1	25.3	60.5	70	70	58	143	61.5	70	70	60	145
												11625	16	1	38.5	77	80	80	74	156	78	80	80	75	158
	460-3-60	6.2	41	10				1.3	2.6	0.5	8.6	None	-	-	-	13.9	15	20	14	59	14.4	15	20	15	60
												10646	6	1	7.2	22.9	25	25	22	66	23.4	25	25	23	67
												11146	11.5	1	13.8	31.2	35	35	30	72	31.7	35	35	31	73
												11446	14	1	16.8	34.9	35	35	33	75	35.4	40	40	34	76
	575-3-60	4.8	33	8				1	2	0.4	8.6	None	-	-	-	10.7	15	15	11	47	11.1	15	15	11	48
												11058	9.2	1	8.9	21.8	25	25	21	56	22.2	25	25	22	57
												11458	13.8	1	13.3	27.3	30	30	26	60	27.7	30	30	27	61
06 (5)	208-3-60	16	110	25				2	8.9	1.1	8.6	None	-	-	-	35.2	40	50	36	196	36.3	40	50	37	198
												10625	4.9	1	13.6	52.2	60	60	52	209	53.3	60	60	53	212
												11125	7.9	1	21.9	62.6	70	70	61	217	63.7	70	70	62	220
												11625	12	1	33.3	76.8	80	80	74	229	77.9	80	80	75	231
	230-3-60	16	110	25				2.3	8.2	1	8.6	None	-	-	-	34.8	35	50	35	198	35.8	40	50	37	201
												10625	6.5	1	15.6	54.3	60	60	53	214	55.3	60	60	55	216
												11125	10.5	1	25.3	66.4	70	70	65	224	67.4	70	70	66	226
												11625	16	1	38.5	82.9	90	90	80	237	83.9	90	90	81	239
	460-3-60	7.8	52	12				1.3	4.1	0.5	8.6	None	-	-	-	17.4	20	25	18	92	17.9	20	25	18	93
												10646	6	1	7.2	26.4	30	30	26	99	26.9	30	30	27	100
												11146	11.5	1	13.8	34.7	35	35	34	105	35.2	40	40	34	106
												11446	14	1	16.8	38.4	40	40	37	108	38.9	40	40	38	109
	575-3-60	5.7	38.9	9				1	3.2	0.4	8.6	None	-	-	-	13	15	15	13	69	13.4	15	15	14	70
												11458	13.8	1	13.3	29.6	30	30	29	82	30	30	30	29	83
												12358	23	1	22.1	40.6	45	45	39	91	41	45	45	39	92

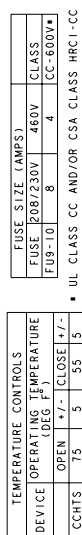
1. Minimum Circuit Ampacity.
2. Dual Element, Time Delay Type.
3. HACR type per NEC.
4. Non-fused Disconnect, Verify on the unit nameplate that the disconnect is properly sized for the application. Units with field-installed electric heat kits may exceed the factory-installed disconnect amperage rating.

XYE04-09, XEA7-12, XQE04-06 typical wiring diagrams

Typical XYE04-06, XQE04-06 heat pump w/o heat 208/230-1-60 direct drive elementary diagram power circuit

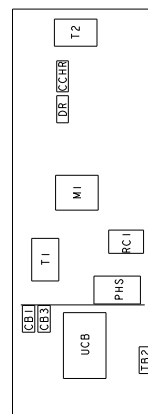


ELEMENTARY DIAGRAM POWER CIRCUIT



TEMPERATURE CONTROLS			
DEVICE	OPERATING TEMPERATURE (DEG F°)		
	OPEN	+/-	CLOSE +/-
CCHTS	75	5	55 5

PRESSURE CONTROLS			
DEVICE	OPERATING PRESSURE (PSIG)	+/-	CLOSE
HPSI	650	10	450
PSI	7	3	22



CAUTION - OPEN ALL DISCONNECTS
BEFORE SERVICING THIS UNIT
G5001002A REV C

- NOTES: 1. ALL FIELD WIRING TO BE ACCOMPLISHED FOLLOWING CITY, LOCAL AND/OR NATIONAL CODES IN EFFECT AT TIME OF INSTALLATION OF THIS UNIT. 2. WIRING ERRORS CAN CAUSE IMPROPER AND DANGEROUS OPERATION, IF ANY OF THE WIRE, AS SUPPLIED WITH THE UNIT MUST BE USED OR MUST BE RECALCULATED FOR DEGREE C, 600 VOLT WIRE OF EQUIVALENT RATING FOR IDENTIFICATION. 3. VERIFY PROPER OPERATION AFTER SERVICING. 4. SEE UNIT NAMEPLATE FOR MAXIMUM FUSE AND/OR CIRCUIT BREAKER SIZE (A). IF SMOKE DETECTORS (S) ARE INSTALLED, REMOVE RED JUMPER WIRE BETWEEN "SD" TERMINALS ON UNIT CONTROL BOARD (UCB). WHEN PHASE LOSS MONITOR IS NOT INSTALLED WIRE 237/R IS CONNECTED TO "SD" TERMINAL ON UCB. 5. THREE PHASE MOTORS ARE INHERENTLY PROTECTED UNDER PRIMARY SINGLE PHASE CONDITIONS. 6. FACTOR RATED FOR 230/240V OPERATION AS APPLICABLE, FOR 208V OPERATION, 147/168V ON T2, 208V TERMINAL ON T1. ALSO, WIRE SIZE 147/168 TO 208V TERMINAL. IF MORE THAN ONE IS INSTALLED, INSTALL WIRES AT THE MINOR OF THE TWO. 7. CONSUMER EXHAUST, 3 PHASE, COST MONITOR. 8. CONSUMER EXHAUST, 3 PHASE, COST MONITOR. 9. P1/1 UCB SOCKET/PLUG CONNECTION, 24V TEMPERATURE SENSORS 10. P2/1 UCB SOCKET/PLUG CONNECTION, 24V HEAT SENSORS 11. P3/1 UCB SOCKET/PLUG CONNECTION, 24V HEAT SENSORS 12. P4/1 UCB SOCKET/PLUG CONNECTION, 24V VARIABLE FREQUENCY DRIVE 13. P5/1 UCB SOCKET/PLUG CONNECTION, 24V PRESSURE SWITCHES 14. P6/1 UCB SOCKET/PLUG CONNECTION, 24V MOTOR CONTROL 15. P7/1 UCB SOCKET/PLUG CONNECTION, 24V BUS 16. P8/1 UCB SOCKET/PLUG CONNECTION, 24V ECON ANALOG OUTPUTS 17. P9/1 UCB SOCKET/PLUG CONNECTION, 24V ECON ANALOG OUTPUTS 18. P10/1 UCB SOCKET/PLUG CONNECTION, 24V ECON ANALOG OUTPUTS 19. P11/1 UCB SOCKET/PLUG CONNECTION, 24V POWER EXHAUST 20. P12/1 UCB SOCKET/PLUG CONNECTION, 24V POWER EXHAUST 21. P13/1 UCB SOCKET/PLUG CONNECTION, 24V SMOKE DETECTOR SUPPLY AIR 22. P14/1 UCB SOCKET/PLUG CONNECTION, 24V SMOKE DETECTOR SUPPLY AIR 23. P15/1 UCB SOCKET/PLUG CONNECTION, 24V SMOKE DETECTOR SUPPLY AIR 24. P16/1 UCB SOCKET/PLUG CONNECTION, 24V SMOKE DETECTOR SUPPLY AIR 25. P17/1 UCB SOCKET/PLUG CONNECTION, 24V ELECTRIC HEAT SECTION 26. P18/1 UCB SOCKET/PLUG CONNECTION, 24V ELECTRIC HEAT SECTION 27. P19/1 UCB SOCKET/PLUG CONNECTION, 24V ELECTRIC HEAT SECTION 28. P20/1 UCB SOCKET/PLUG CONNECTION, 24V ELECTRIC HEAT SECTION 29. P21/1 UCB SOCKET/PLUG CONNECTION, 24V ELECTRIC HEAT SECTION 30. P22/1 UCB SOCKET/PLUG CONNECTION, 24V ELECTRIC HEAT SECTION 31. P23/1 UCB SOCKET/PLUG CONNECTION, 24V ELECTRIC HEAT SECTION 32. P24/1 UCB SOCKET/PLUG CONNECTION, 24V ELECTRIC HEAT SECTION 33. P25/1 UCB SOCKET/PLUG CONNECTION, 24V ELECTRIC HEAT SECTION 34. P26/1 UCB SOCKET/PLUG CONNECTION, 24V ELECTRIC HEAT SECTION 35. P27/1 UCB SOCKET/PLUG CONNECTION, 24V ELECTRIC HEAT SECTION 36. P28/1 UCB SOCKET/PLUG CONNECTION, 24V ELECTRIC HEAT SECTION 37. P29/1 UCB SOCKET/PLUG CONNECTION, 24V ELECTRIC HEAT SECTION 38. P30/1 UCB SOCKET/PLUG CONNECTION, 24V ELECTRIC HEAT SECTION 39. P31/1 UCB SOCKET/PLUG CONNECTION, 24V ELECTRIC HEAT SECTION 40. P32/1 UCB SOCKET/PLUG CONNECTION, 24V ELECTRIC HEAT SECTION 41. P33/1 UCB SOCKET/PLUG CONNECTION, 24V ELECTRIC HEAT SECTION 42. P34/1 UCB SOCKET/PLUG CONNECTION, 24V ELECTRIC HEAT SECTION 43. P35/1 UCB SOCKET/PLUG CONNECTION, 24V ELECTRIC HEAT SECTION 44. P36/1 UCB SOCKET/PLUG CONNECTION, 24V ELECTRIC HEAT SECTION 45. P37/1 UCB SOCKET/PLUG CONNECTION, 24V ELECTRIC HEAT SECTION 46. P38/1 UCB SOCKET/PLUG CONNECTION, 24V ELECTRIC HEAT SECTION 47. P39/1 UCB SOCKET/PLUG CONNECTION, 24V ELECTRIC HEAT SECTION 48. P40/1 UCB SOCKET/PLUG CONNECTION, 24V ELECTRIC HEAT SECTION 49. P41/1 UCB SOCKET/PLUG CONNECTION, 24V ELECTRIC HEAT SECTION 50. P42/1 UCB SOCKET/PLUG CONNECTION, 24V ELECTRIC HEAT SECTION 51. P43/1 UCB SOCKET/PLUG CONNECTION, 24V ELECTRIC HEAT SECTION 52. P44/1 UCB SOCKET/PLUG CONNECTION, 24V ELECTRIC HEAT SECTION 53. P45/1 UCB SOCKET/PLUG CONNECTION, 24V ELECTRIC HEAT SECTION 54. P46/1 UCB SOCKET/PLUG CONNECTION, 24V ELECTRIC HEAT SECTION 55. P47/1 UCB SOCKET/PLUG CONNECTION, 24V ELECTRIC HEAT SECTION 56. P48/1 UCB SOCKET/PLUG CONNECTION, 24V ELECTRIC HEAT SECTION 57. P49/1 UCB SOCKET/PLUG CONNECTION, 24V ELECTRIC HEAT SECTION 58. P50/1 UCB SOCKET/PLUG CONNECTION, 24V ELECTRIC HEAT SECTION 59. P51/1 UCB SOCKET/PLUG CONNECTION, 24V ELECTRIC HEAT SECTION 60. P52/1 UCB SOCKET/PLUG CONNECTION, 24V ELECTRIC HEAT SECTION 61. P53/1 UCB SOCKET/PLUG CONNECTION, 24V ELECTRIC HEAT SECTION 62. P54/1 UCB SOCKET/PLUG CONNECTION, 24V ELECTRIC HEAT SECTION 63. P55/1 UCB SOCKET/PLUG CONNECTION, 24V ELECTRIC HEAT SECTION 64. P56/1 UCB SOCKET/PLUG CONNECTION, 24V ELECTRIC HEAT SECTION 65. P57/1 UCB SOCKET/PLUG CONNECTION, 24V ELECTRIC HEAT SECTION 66. P58/1 UCB SOCKET/PLUG CONNECTION, 24V ELECTRIC HEAT SECTION 67. P59/1 UCB SOCKET/PLUG CONNECTION, 24V ELECTRIC HEAT SECTION 68. P60/1 UCB SOCKET/PLUG CONNECTION, 24V ELECTRIC HEAT SECTION 69. P61/1 UCB SOCKET/PLUG CONNECTION, 24V ELECTRIC HEAT SECTION 70. P62/1 UCB SOCKET/PLUG CONNECTION, 24V ELECTRIC HEAT SECTION 71. P63/1 UCB SOCKET/PLUG CONNECTION, 24V ELECTRIC HEAT SECTION 72. P64/1 UCB SOCKET/PLUG CONNECTION, 24V ELECTRIC HEAT SECTION 73. P65/1 UCB SOCKET/PLUG CONNECTION, 24V ELECTRIC HEAT SECTION 74. P66/1 UCB SOCKET/PLUG CONNECTION, 24V ELECTRIC HEAT SECTION 75. P67/1 UCB SOCKET/PLUG CONNECTION, 24V ELECTRIC HEAT SECTION 76. P68/1 UCB SOCKET/PLUG CONNECTION, 24V ELECTRIC HEAT SECTION 77. P69/1 UCB SOCKET/PLUG CONNECTION, 24V ELECTRIC HEAT SECTION 78. P70/1 UCB SOCKET/PLUG CONNECTION, 24V ELECTRIC HEAT SECTION 79. P71/1 UCB SOCKET/PLUG CONNECTION, 24V ELECTRIC HEAT SECTION 80. P72/1 UCB SOCKET/PLUG CONNECTION, 24V ELECTRIC HEAT SECTION 81. P73/1 UCB SOCKET/PLUG CONNECTION, 24V ELECTRIC HEAT SECTION 82. P74/1 UCB SOCKET/PLUG CONNECTION, 24V ELECTRIC HEAT SECTION 83. P75/1 UCB SOCKET/PLUG CONNECTION, 24V ELECTRIC HEAT SECTION 84. P76/1 UCB SOCKET/PLUG CONNECTION, 24V ELECTRIC HEAT SECTION 85. P77/1 UCB SOCKET/PLUG CONNECTION, 24V ELECTRIC HEAT SECTION 86. P78/1 UCB SOCKET/PLUG CONNECTION, 24V ELECTRIC HEAT SECTION 87. P79/1 UCB SOCKET/PLUG CONNECTION, 24V ELECTRIC HEAT SECTION 88. P80/1 UCB SOCKET/PLUG CONNECTION, 24V ELECTRIC HEAT SECTION 89. P81/1 UCB SOCKET/PLUG CONNECTION, 24V ELECTRIC HEAT SECTION 90. P82/1 UCB SOCKET/PLUG CONNECTION, 24V ELECTRIC HEAT SECTION 91. P83/1 UCB SOCKET/PLUG CONNECTION, 24V ELECTRIC HEAT SECTION 92. P84/1 UCB SOCKET/PLUG CONNECTION, 24V ELECTRIC HEAT SECTION 93. P85/1 UCB SOCKET/PLUG CONNECTION, 24V ELECTRIC HEAT SECTION 94. P86/1 UCB SOCKET/PLUG CONNECTION, 24V ELECTRIC HEAT SECTION 95. P87/1 UCB SOCKET/PLUG CONNECTION, 24V ELECTRIC HEAT SECTION 96. P88/1 UCB SOCKET/PLUG CONNECTION, 24V ELECTRIC HEAT SECTION 97. P89/1 UCB SOCKET/PLUG CONNECTION, 24V ELECTRIC HEAT SECTION 98. P90/1 UCB SOCKET/PLUG CONNECTION, 24V ELECTRIC HEAT SECTION 99. P91/1 UCB SOCKET/PLUG CONNECTION, 24V ELECTRIC HEAT SECTION 100. P92/1 UCB SOCKET/PLUG CONNECTION, 24V ELECTRIC HEAT SECTION 101. P93/1 UCB SOCKET/PLUG CONNECTION, 24V ELECTRIC HEAT SECTION 102. P94/1 UCB SOCKET/PLUG CONNECTION, 24V ELECTRIC HEAT SECTION 103. P95/1 UCB SOCKET/PLUG CONNECTION, 24V ELECTRIC HEAT SECTION 104. P96/1 UCB SOCKET/PLUG CONNECTION, 24V ELECTRIC HEAT SECTION 105. P97/1 UCB SOCKET/PLUG CONNECTION, 24V ELECTRIC HEAT SECTION 106. P98/1 UCB SOCKET/PLUG CONNECTION, 24V ELECTRIC HEAT SECTION 107. P99/1 UCB SOCKET/PLUG CONNECTION, 24V ELECTRIC HEAT SECTION 110. P100/1 UCB SOCKET/PLUG CONNECTION, 24V ELECTRIC HEAT SECTION 111. P101/1 UCB SOCKET/PLUG CONNECTION, 24V ELECTRIC HEAT SECTION 112. P102/1 UCB SOCKET/PLUG CONNECTION, 24V ELECTRIC HEAT SECTION 113. P103/1 UCB SOCKET/PLUG CONNECTION, 24V ELECTRIC HEAT SECTION 114. P104/1 UCB SOCKET/PLUG CONNECTION, 24V ELECTRIC HEAT SECTION 115. P105/1 UCB SOCKET/PLUG CONNECTION, 24V ELECTRIC HEAT SECTION 116. P106/1 UCB SOCKET/PLUG CONNECTION, 24V ELECTRIC HEAT SECTION 117. P107/1 UCB SOCKET/PLUG CONNECTION, 24V ELECTRIC HEAT SECTION 118. P108/1 UCB SOCKET/PLUG CONNECTION, 24V ELECTRIC HEAT SECTION 119. P109/1 UCB SOCKET/PLUG CONNECTION, 24V ELECTRIC HEAT SECTION 120. P110/1 UCB SOCKET/PLUG CONNECTION, 24V ELECTRIC HEAT SECTION 121. P111/1 UCB SOCKET/PLUG CONNECTION, 24V ELECTRIC HEAT SECTION 122. P112/1 UCB SOCKET/PLUG CONNECTION, 24V ELECTRIC HEAT SECTION 123. P113/1 UCB SOCKET/PLUG CONNECTION, 24V ELECTRIC HEAT SECTION 124. P114/1 UCB SOCKET/PLUG CONNECTION, 24V ELECTRIC HEAT SECTION 125. P115/1 UCB SOCKET/PLUG CONNECTION, 24V ELECTRIC HEAT SECTION 126. P116/1 UCB SOCKET/PLUG CONNECTION, 24V ELECTRIC HEAT SECTION 127. P117/1 UCB SOCKET/PLUG CONNECTION, 24V ELECTRIC HEAT SECTION 128. P118/1 UCB SOCKET/PLUG CONNECTION, 24V ELECTRIC HEAT SECTION 129. P119/1 UCB SOCKET/PLUG CONNECTION, 24V ELECTRIC HEAT SECTION 130. P120/1 UCB SOCKET/PLUG CONNECTION, 24V ELECTRIC HEAT SECTION 131. P121/1 UCB SOCKET/PLUG CONNECTION, 24V ELECTRIC HEAT SECTION 132. P122/1 UCB SOCKET/PLUG CONNECTION, 24V ELECTRIC HEAT SECTION 133. P123/1 UCB SOCKET/PLUG CONNECTION, 24V ELECTRIC HEAT SECTION 134. P124/1 UCB SOCKET/PLUG CONNECTION, 24V ELECTRIC HEAT SECTION 135. P125/1 UCB SOCKET/PLUG CONNECTION, 24V ELECTRIC HEAT SECTION 136. P126/1 UCB SOCKET/PLUG CONNECTION, 24V ELECTRIC HEAT SECTION 137. P127/1 UCB SOCKET/PLUG CONNECTION, 24V ELECTRIC HEAT SECTION 138. P128/1 UCB SOCKET/PLUG CONNECTION, 24V ELECTRIC HEAT SECTION 139. P129/1 UCB SOCKET/PLUG CONNECTION, 24V ELECTRIC HEAT SECTION 140. P130/1 UCB SOCKET/PLUG CONNECTION, 24V ELECTRIC HEAT SECTION 141. P131/1 UCB SOCKET/PLUG CONNECTION, 24V ELECTRIC HEAT SECTION 142. P132/1 UCB SOCKET/PLUG CONNECTION, 24V ELECTRIC HEAT SECTION 143. P133/1 UCB SOCKET/PLUG CONNECTION, 24V ELECTRIC HEAT SECTION 144. P134/1 UCB SOCKET/PLUG CONNECTION, 24V ELECTRIC HEAT SECTION 145. P135/1 UCB SOCKET/PLUG CONNECTION, 24V ELECTRIC HEAT SECTION 146. P136/1 UCB SOCKET/PLUG CONNECTION, 24V ELECTRIC HEAT SECTION 147. P137/1 UCB SOCKET/PLUG CONNECTION, 24V ELECTRIC HEAT SECTION 148. P138/1 UCB SOCKET/PLUG CONNECTION, 24V ELECTRIC HEAT SECTION 149. P139/1 UCB SOCKET/PLUG CONNECTION, 24V ELECTRIC HEAT SECTION 150. P140/

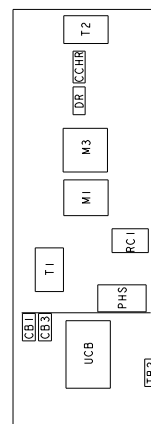
- | LEGEND | |
|----------|---------------------------------------|
| ACTUATOR | ECONOMIZER (OPTIONAL) |
| CB1 | CIRCUIT BREAKER - 3.2 AMP |
| CB2 | CIRCUIT BREAKER - 20 AMP (OPTIONAL) |
| CC1 | CONDENSER COIL TEMPERATURE SENSOR |
| CC2 | CRANKCASE HEATER |
| CCRH | RELAY, CRANKCASE HEATER |
| CCS | SENSOR, CO2 (OPTIONAL) |
| CCSH | HEATER, CRANKCASE |
| CCS2 | SENSOR, CO2 (OPTIONAL) |
| DA | DAMPER ACTUATOR (OPTIONAL) |
| DS | SWITCH, DEFROST AIR FILTER (OPTIONAL) |
| DS1 | SWITCH, DISCONNECT MAIN (OPTIONAL) |
| EC1 | EXHAUSTOR COIL TEMPERATURE SENSOR |
| EC2 | EXHAUSTOR COIL TEMPERATURE SENSOR |
| F19 | FUSIBLE LINK, FAN |
| F19.10 | FUSIBLE LINK, FAN |
| HPS1 | SWITCH, HIGH PRESSURE |
| IMDR | MOTOR, INDOOR PRESSURE |
| IMDR1 | MOTOR, INDOOR PRESSURE |
| IMDR2 | MOTOR, INDOOR PRESSURE |
| IMDR3 | MOTOR, INDOOR PRESSURE |
| IMDR4 | MOTOR, INDOOR PRESSURE |
| IMDR5 | MOTOR, INDOOR PRESSURE |
| IMDR6 | MOTOR, INDOOR PRESSURE |
| IMDR7 | MOTOR, INDOOR PRESSURE |
| IMDR8 | MOTOR, INDOOR PRESSURE |
| IMDR9 | MOTOR, INDOOR PRESSURE |
| IMDR10 | MOTOR, INDOOR PRESSURE |
| IMDR11 | MOTOR, INDOOR PRESSURE |
| IMDR12 | MOTOR, INDOOR PRESSURE |
| IMDR13 | MOTOR, INDOOR PRESSURE |
| IMDR14 | MOTOR, INDOOR PRESSURE |
| IMDR15 | MOTOR, INDOOR PRESSURE |
| IMDR16 | MOTOR, INDOOR PRESSURE |
| IMDR17 | MOTOR, INDOOR PRESSURE |
| IMDR18 | MOTOR, INDOOR PRESSURE |
| IMDR19 | MOTOR, INDOOR PRESSURE |
| IMDR20 | MOTOR, INDOOR PRESSURE |
| IMDR21 | MOTOR, INDOOR PRESSURE |
| IMDR22 | MOTOR, INDOOR PRESSURE |
| IMDR23 | MOTOR, INDOOR PRESSURE |
| IMDR24 | MOTOR, INDOOR PRESSURE |
| IMDR25 | MOTOR, INDOOR PRESSURE |
| IMDR26 | MOTOR, INDOOR PRESSURE |
| IMDR27 | MOTOR, INDOOR PRESSURE |
| IMDR28 | MOTOR, INDOOR PRESSURE |
| IMDR29 | MOTOR, INDOOR PRESSURE |
| IMDR30 | MOTOR, INDOOR PRESSURE |
| IMDR31 | MOTOR, INDOOR PRESSURE |
| IMDR32 | MOTOR, INDOOR PRESSURE |
| IMDR33 | MOTOR, INDOOR PRESSURE |
| IMDR34 | MOTOR, INDOOR PRESSURE |
| IMDR35 | MOTOR, INDOOR PRESSURE |
| IMDR36 | MOTOR, INDOOR PRESSURE |
| IMDR37 | MOTOR, INDOOR PRESSURE |
| IMDR38 | MOTOR, INDOOR PRESSURE |
| IMDR39 | MOTOR, INDOOR PRESSURE |
| IMDR40 | MOTOR, INDOOR PRESSURE |
| IMDR41 | MOTOR, INDOOR PRESSURE |
| IMDR42 | MOTOR, INDOOR PRESSURE |
| IMDR43 | MOTOR, INDOOR PRESSURE |
| IMDR44 | MOTOR, INDOOR PRESSURE |
| IMDR45 | MOTOR, INDOOR PRESSURE |
| IMDR46 | MOTOR, INDOOR PRESSURE |
| IMDR47 | MOTOR, INDOOR PRESSURE |
| IMDR48 | MOTOR, INDOOR PRESSURE |
| IMDR49 | MOTOR, INDOOR PRESSURE |
| IMDR50 | MOTOR, INDOOR PRESSURE |
| IMDR51 | MOTOR, INDOOR PRESSURE |
| IMDR52 | MOTOR, INDOOR PRESSURE |
| IMDR53 | MOTOR, INDOOR PRESSURE |
| IMDR54 | MOTOR, INDOOR PRESSURE |
| IMDR55 | MOTOR, INDOOR PRESSURE |
| IMDR56 | MOTOR, INDOOR PRESSURE |
| IMDR57 | MOTOR, INDOOR PRESSURE |
| IMDR58 | MOTOR, INDOOR PRESSURE |
| IMDR59 | MOTOR, INDOOR PRESSURE |
| IMDR60 | MOTOR, INDOOR PRESSURE |
| IMDR61 | MOTOR, INDOOR PRESSURE |
| IMDR62 | MOTOR, INDOOR PRESSURE |
| IMDR63 | MOTOR, INDOOR PRESSURE |
| IMDR64 | MOTOR, INDOOR PRESSURE |
| IMDR65 | MOTOR, INDOOR PRESSURE |
| IMDR66 | MOTOR, INDOOR PRESSURE |
| IMDR67 | MOTOR, INDOOR PRESSURE |
| IMDR68 | MOTOR, INDOOR PRESSURE |
| IMDR69 | MOTOR, INDOOR PRESSURE |
| IMDR70 | MOTOR, INDOOR PRESSURE |
| IMDR71 | MOTOR, INDOOR PRESSURE |
| IMDR72 | MOTOR, INDOOR PRESSURE |
| IMDR73 | MOTOR, INDOOR PRESSURE |
| IMDR74 | MOTOR, INDOOR PRESSURE |
| IMDR75 | MOTOR, INDOOR PRESSURE |
| IMDR76 | MOTOR, INDOOR PRESSURE |
| IMDR77 | MOTOR, INDOOR PRESSURE |
| IMDR78 | MOTOR, INDOOR PRESSURE |
| IMDR79 | MOTOR, INDOOR PRESSURE |
| IMDR80 | MOTOR, INDOOR PRESSURE |
| IMDR81 | MOTOR, INDOOR PRESSURE |
| IMDR82 | MOTOR, INDOOR PRESSURE |
| IMDR83 | MOTOR, INDOOR PRESSURE |
| IMDR84 | MOTOR, INDOOR PRESSURE |
| IMDR85 | MOTOR, INDOOR PRESSURE |
| IMDR86 | MOTOR, INDOOR PRESSURE |
| IMDR87 | MOTOR, INDOOR PRESSURE |
| IMDR88 | MOTOR, INDOOR PRESSURE |
| IMDR89 | MOTOR, INDOOR PRESSURE |
| IMDR90 | MOTOR, INDOOR PRESSURE |
| IMDR91 | MOTOR, INDOOR PRESSURE |
| IMDR92 | MOTOR, INDOOR PRESSURE |
| IMDR93 | MOTOR, INDOOR PRESSURE |
| IMDR94 | MOTOR, INDOOR PRESSURE |
| IMDR95 | MOTOR, INDOOR PRESSURE |
| IMDR96 | MOTOR, INDOOR PRESSURE |
| IMDR97 | MOTOR, INDOOR PRESSURE |
| IMDR98 | MOTOR, INDOOR PRESSURE |
| IMDR99 | MOTOR, INDOOR PRESSURE |
| IMDR100 | MOTOR, INDOOR PRESSURE |
| IMDR101 | MOTOR, INDOOR PRESSURE |
| IMDR102 | MOTOR, INDOOR PRESSURE |
| IMDR103 | MOTOR, INDOOR PRESSURE |
| IMDR104 | MOTOR, INDOOR PRESSURE |
| IMDR105 | MOTOR, INDOOR PRESSURE |
| IMDR106 | MOTOR, INDOOR PRESSURE |
| IMDR107 | MOTOR, INDOOR PRESSURE |
| IMDR108 | MOTOR, INDOOR PRESSURE |
| IMDR109 | MOTOR, INDOOR PRESSURE |
| IMDR110 | MOTOR, INDOOR PRESSURE |
| IMDR111 | MOTOR, INDOOR PRESSURE |
| IMDR112 | MOTOR, INDOOR PRESSURE |
| IMDR113 | MOTOR, INDOOR PRESSURE |
| IMDR114 | MOTOR, INDOOR PRESSURE |
| IMDR115 | MOTOR, INDOOR PRESSURE |
| IMDR116 | MOTOR, INDOOR PRESSURE |
| IMDR117 | MOTOR, INDOOR PRESSURE |
| IMDR118 | MOTOR, |

1






UL CLASS CC AND/OR CSA CLASS HRCI - CC

PRESSURE CONTROLS			
DEVICE	OPEN	+/-	CLOSE
HPSI	650	10	450
PSI	7	3	22
			5



CAUTION - OPEN ALL DISCONNECTS
BEFORE SERVICING THIS UNIT
G5001004A REV C

NOTES:

1. ALL FIELD WIRING TO BE ACCOMPLISHED FOLLOWING CITY, LOCAL AND NATIONAL CODES IN EFFECT AT TIME OF INSTALLATION OF THIS UNIT.
2. CAUTION: LABEL ALL WIRES PRIOR TO DISCONNECTION WHEN SERVICING CONTROLS. WIRING ERRORS CAN CAUSE IMPROPER AND DANGEROUS OPERATION. WIRING MUST BE RECHECKED AFTER REPAIRS. WIRING MUST BE REMOVED AND REPLACED WITH SUPPLIED WIRE. ALL WIRING MUST BE IDENTIFIED AND CLEARLY RENUMBERED FOR IDENTIFICATION. 800 VOLT OR EQUIVALENT CLEARLY RENUMBERED FOR IDENTIFICATION. VERIFY PROPER OPERATION AFTER SERVICING.
3. SEE UNIT INSTRUCTIONS FOR MAXIMUM FUSE AND/OR CIRCUIT BREAKER SIZE.
4.  IF A SMOKE DETECTOR IS (ARE) INSTALLED, REMOVE RED JUMPER WIRE BETWEEN "SD" TERMINALS ON UNIT CONTROL BOARD (UCB).
5.  WHEN PHASE LOSS MONITOR IS NOT INSTALLED WIRE 25V1R IS CONNECTED TO WIRE 240V1BK TO 222 BK.
6.  FACTORY WIRE FOR 230 VOLT OPERATION. FOR 208 VOLT, MOVE WIRES 121/1BK & 142/BK TO 208V TERMINAL ON T2.
7.  208V TERMINAL ON T2. MOTOR (LOADED) WITH THERMAL OVERLOAD, UNPLUG WIRE 221/1BK FROM MOTOR BOARD. CONNECT WIRE 223V1BK TO 222BK. ALSO CONNECT WIRE 240V1BK TO 222 BK.

- | | | | |
|----------|------|------------------------|-------------------------------|
| 2/2/2 | UCB | SOCKET/PLUG CONNECTION | 24V TEMPERATURE SENSORS |
| 2/2/2 | UCB | SOCKET/PLUG CONNECTION | 24V TEMPERATURE SENSORS |
| 4/4/4 | UCB | SOCKET/PLUG CONNECTION | 24V HEAT |
| 4/4/4 | UCB | SOCKET/PLUG CONNECTION | 24V HUMIDITY SENSORS |
| 5/5/5 | UCB | SOCKET/PLUG CONNECTION | 24V VARIABLE FREQUENCY DRIVE |
| 5/5/5 | UCB | SOCKET/PLUG CONNECTION | 24V FREQUENCY CHANGES |
| 10/10/10 | UCB | SOCKET/PLUG CONNECTION | 24V MOTOR CONTROL |
| 15/15/15 | UCB | SOCKET/PLUG CONNECTION | 24V S.A.B.U.S. |
| 1/1/1 | ECON | SOCKET/PLUG CONNECTION | 24V ECON S.A.B.U.S |
| 1/1/1 | ECON | SOCKET/PLUG CONNECTION | 24V ECON ANALOG OUTPUTS |
| 4/4/4 | ECON | SOCKET/PLUG CONNECTION | 24V ECON 24" IN |
| 4/4/4 | ECON | SOCKET/PLUG CONNECTION | 24V ECON 24" IN |
| 11/11/11 | ECON | SOCKET/PLUG CONNECTION | 24V POWER EXHAUST |
| 13/13/13 | ECON | SOCKET/PLUG CONNECTION | 24V SMOKE DETECTOR |
| 15/15/15 | ECON | SOCKET/PLUG CONNECTION | 24V SMOKE DETECTOR RETURN AIR |
| 15/15/15 | ECON | SOCKET/PLUG CONNECTION | 24V SMOKE DETECTOR RETURN AIR |
| 15/17/17 | ECON | SOCKET/PLUG CONNECTION | 24V ELECTRIC HEAT SECTION |

— FACTORY WIRING AND DEVICES
— OPTIONAL WIRING AND DEVICES

TRANSFORMER, 75VA, 24V
TRANSFORMER, AUTO 240V PRI, 120V SEC, 1KVA (OPTIONAL)

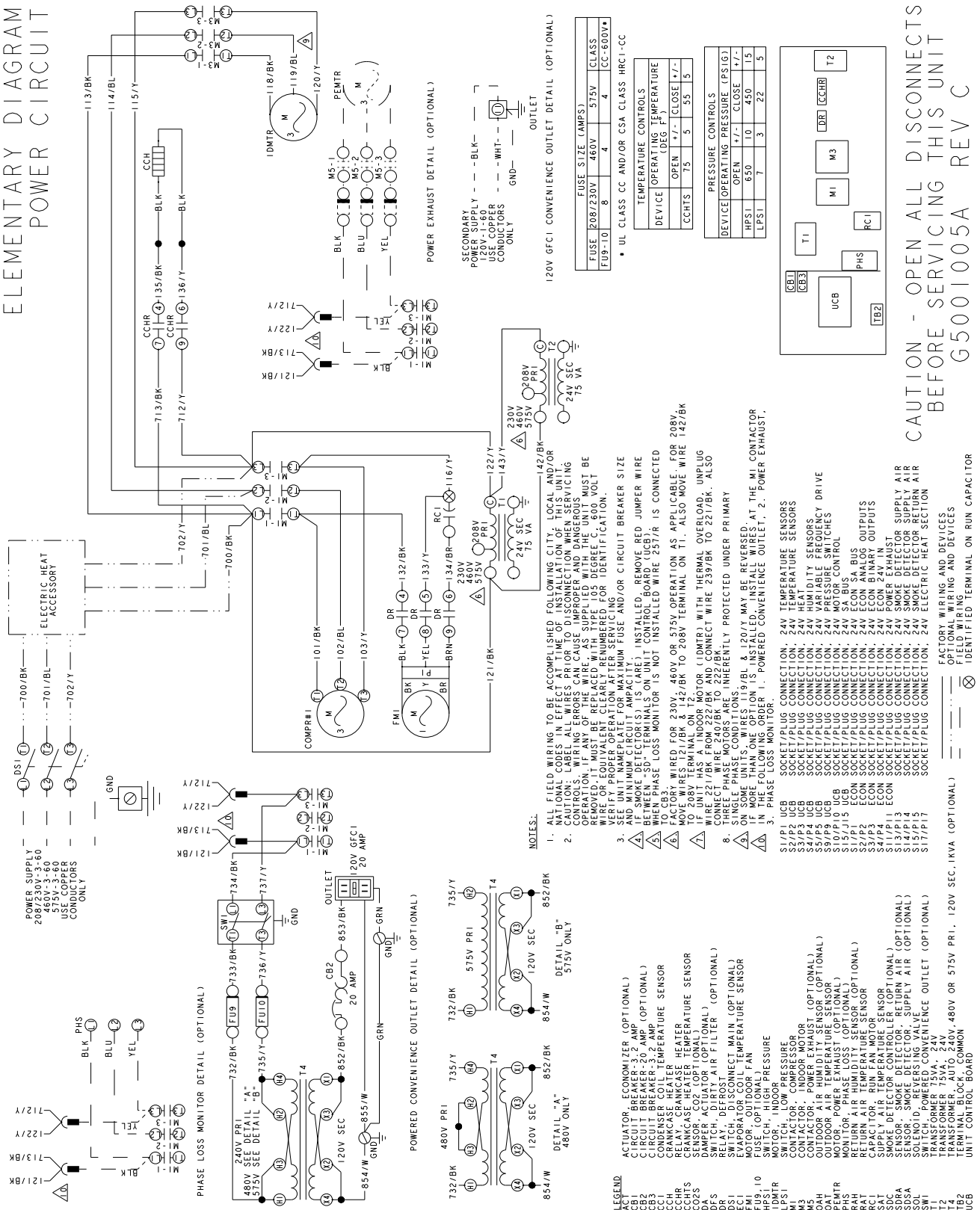
— FIELD WIRING
— IDENTIFIED TERMINAL ON RIIN CAPACITOR

TERMINAL BLOCK, COMMON
UNIT CONTROL BOARD

SECRET

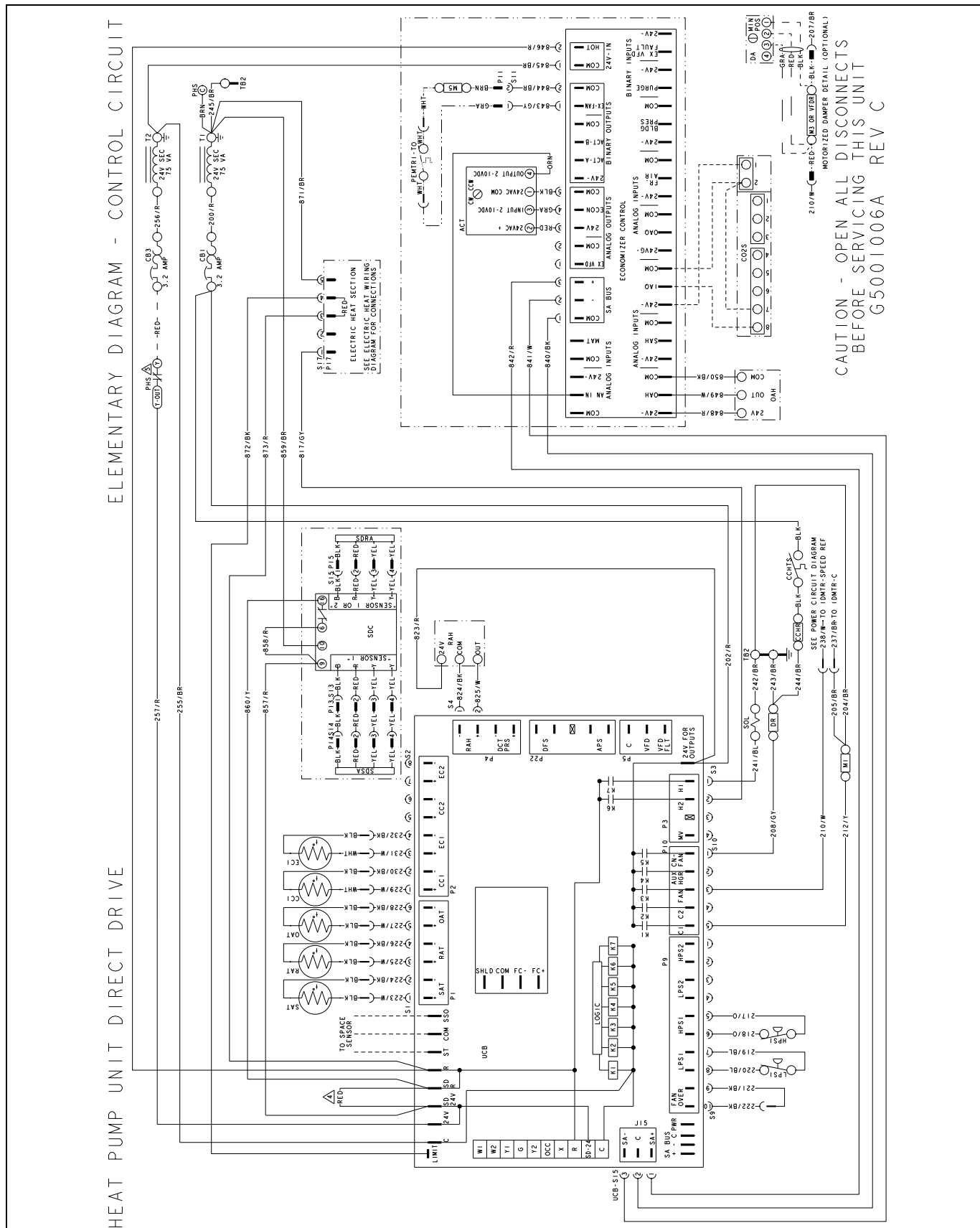
HEAT PUMP UNIT W/O HEAT 208/230, 460, 575-3-60 BELT DRIVE

ELEMENTARY DIAGRAM POWER CIRCUIT

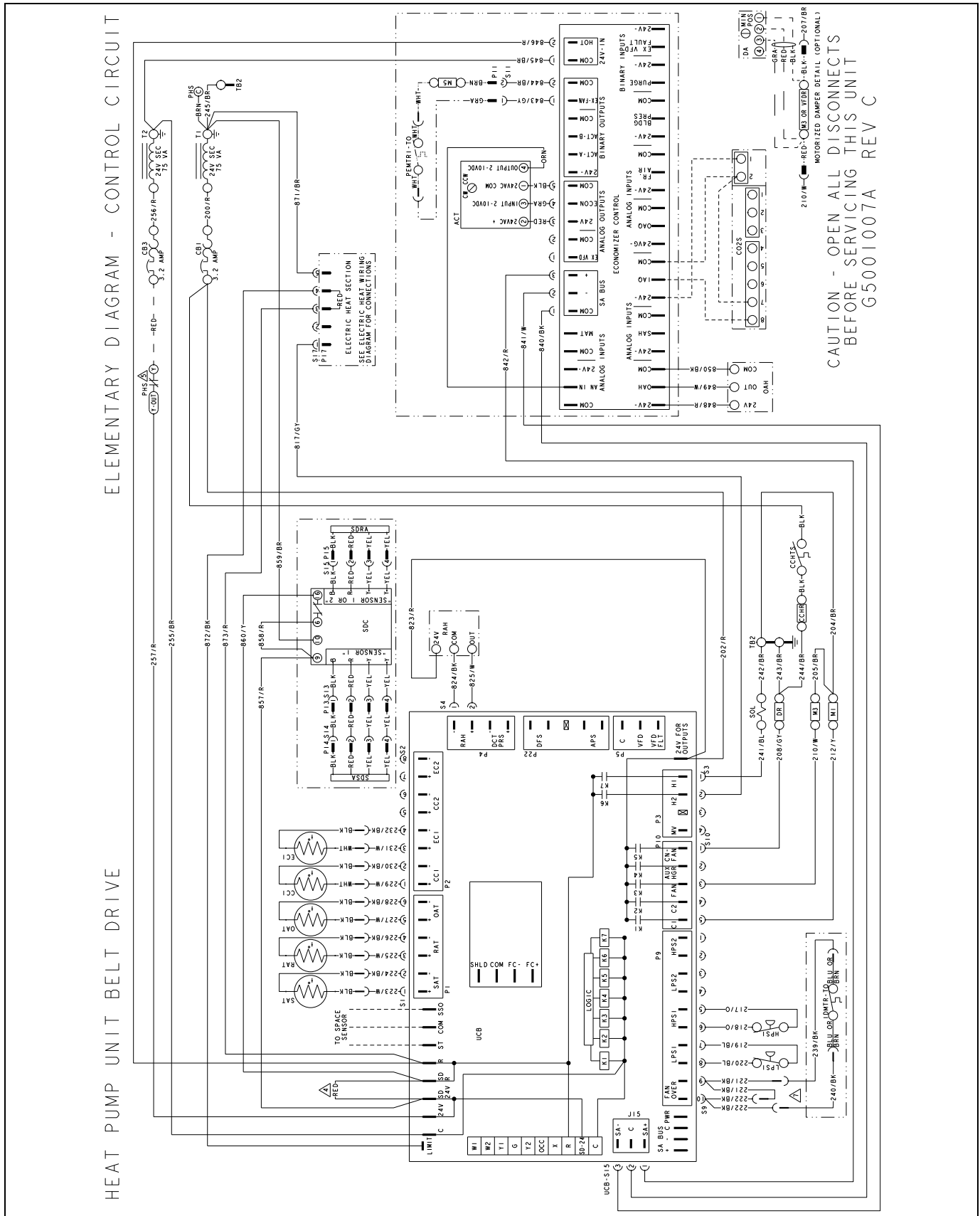


CAUTION - OPEN ALL DISCONNECTS
BEFORE SERVICING THIS UNIT
G5001005A REV C

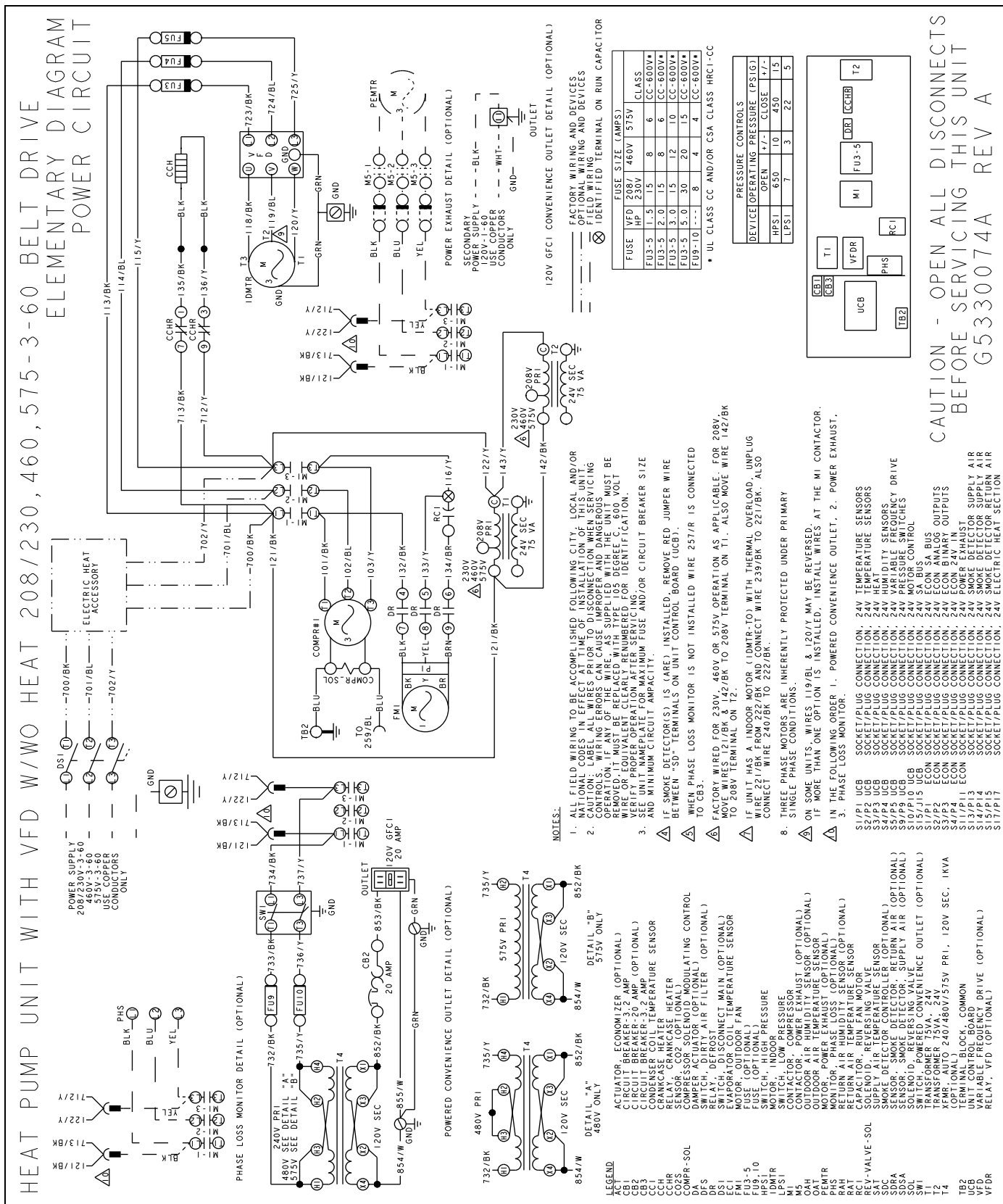
Typical XYE04-06, XQE04-06 heat pump unit direct drive elementary diagram control circuit



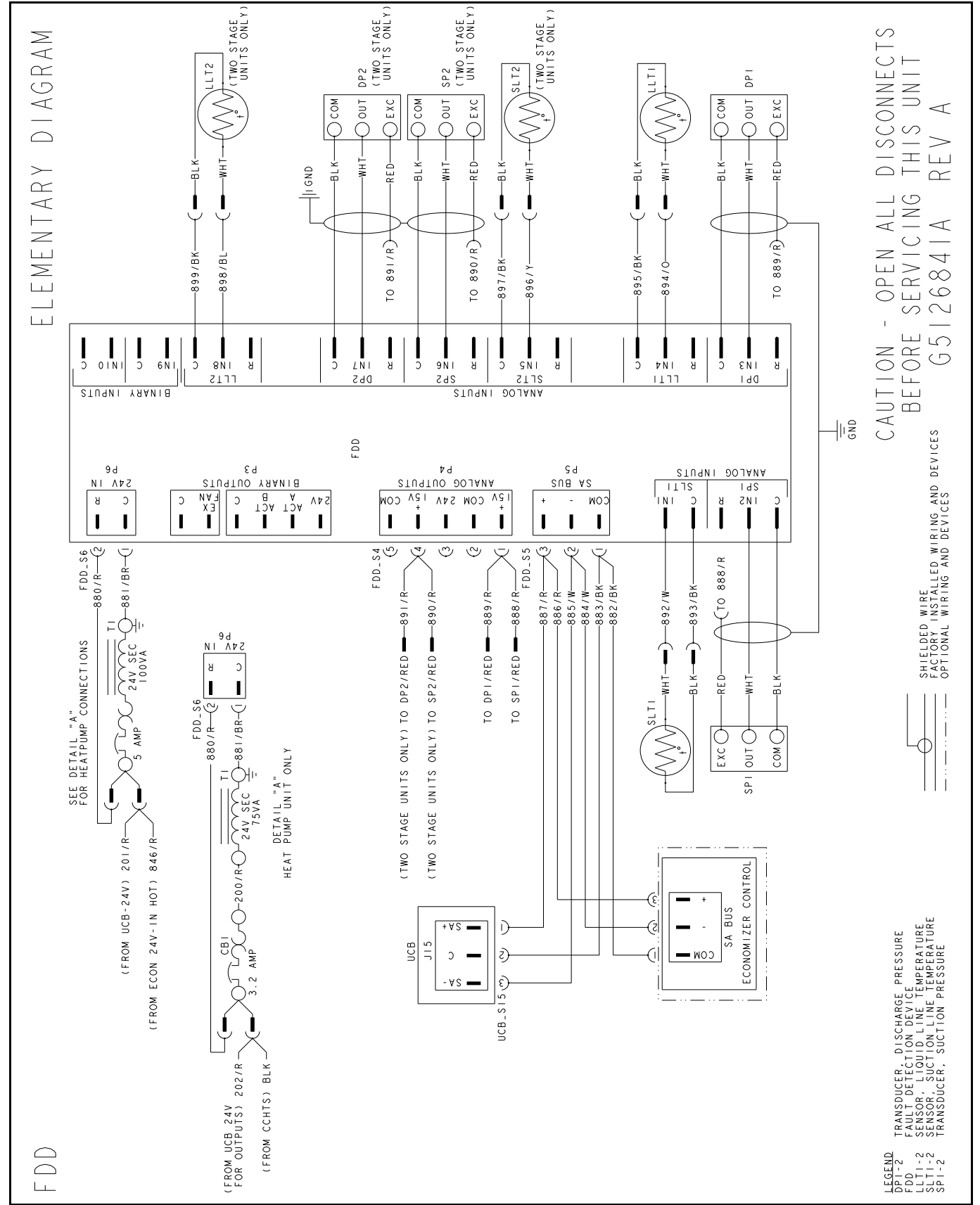
Typical XYE04-06, XXE07, XQE04-06 heat pump unit belt drive elementary diagram control circuit



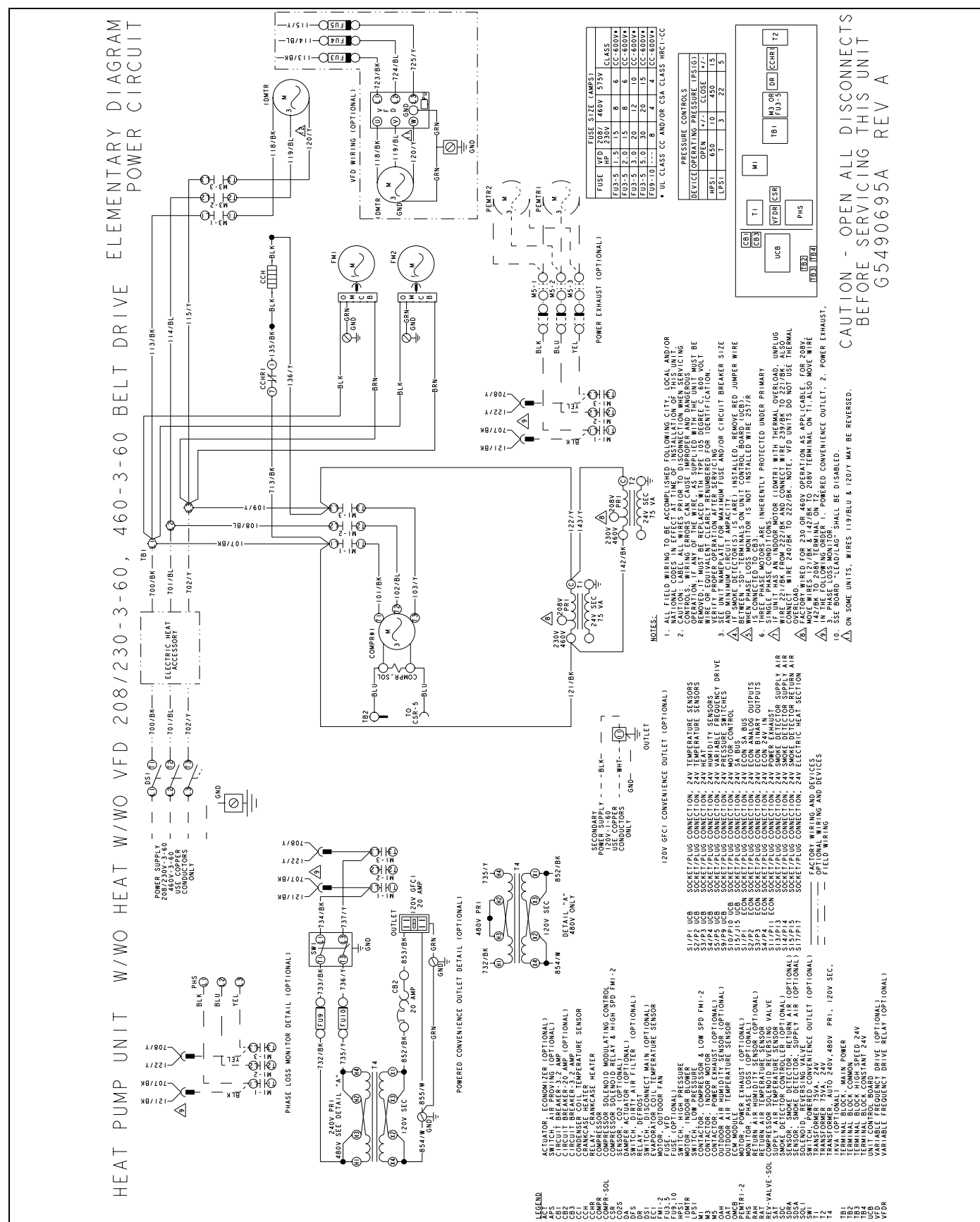
Typical XEA7 heat pump unit w/o heat 208/230, 460, 575-3-60 belt drive with VFD elementary diagram power circuit



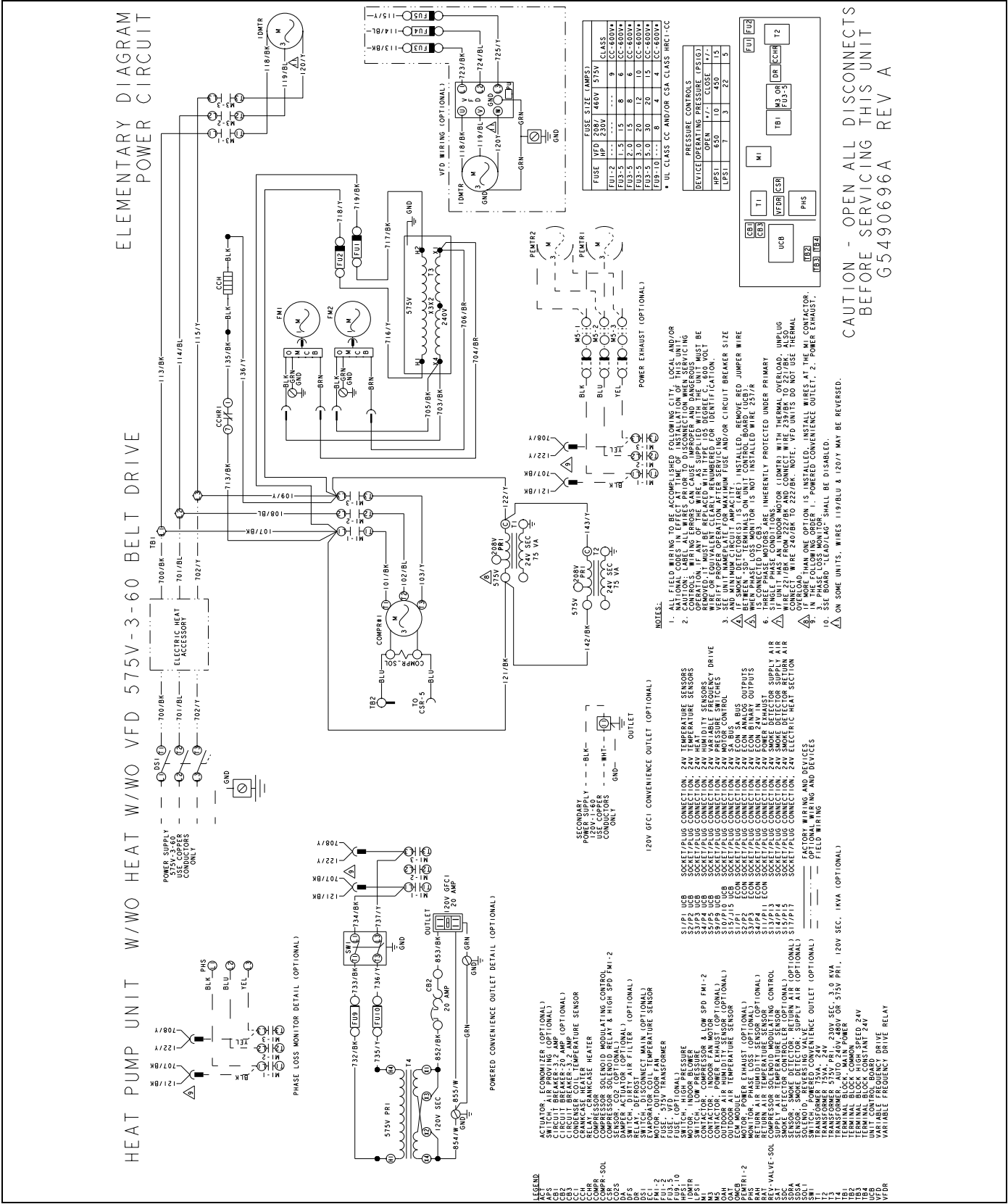
Typical FDD elementary wiring diagram



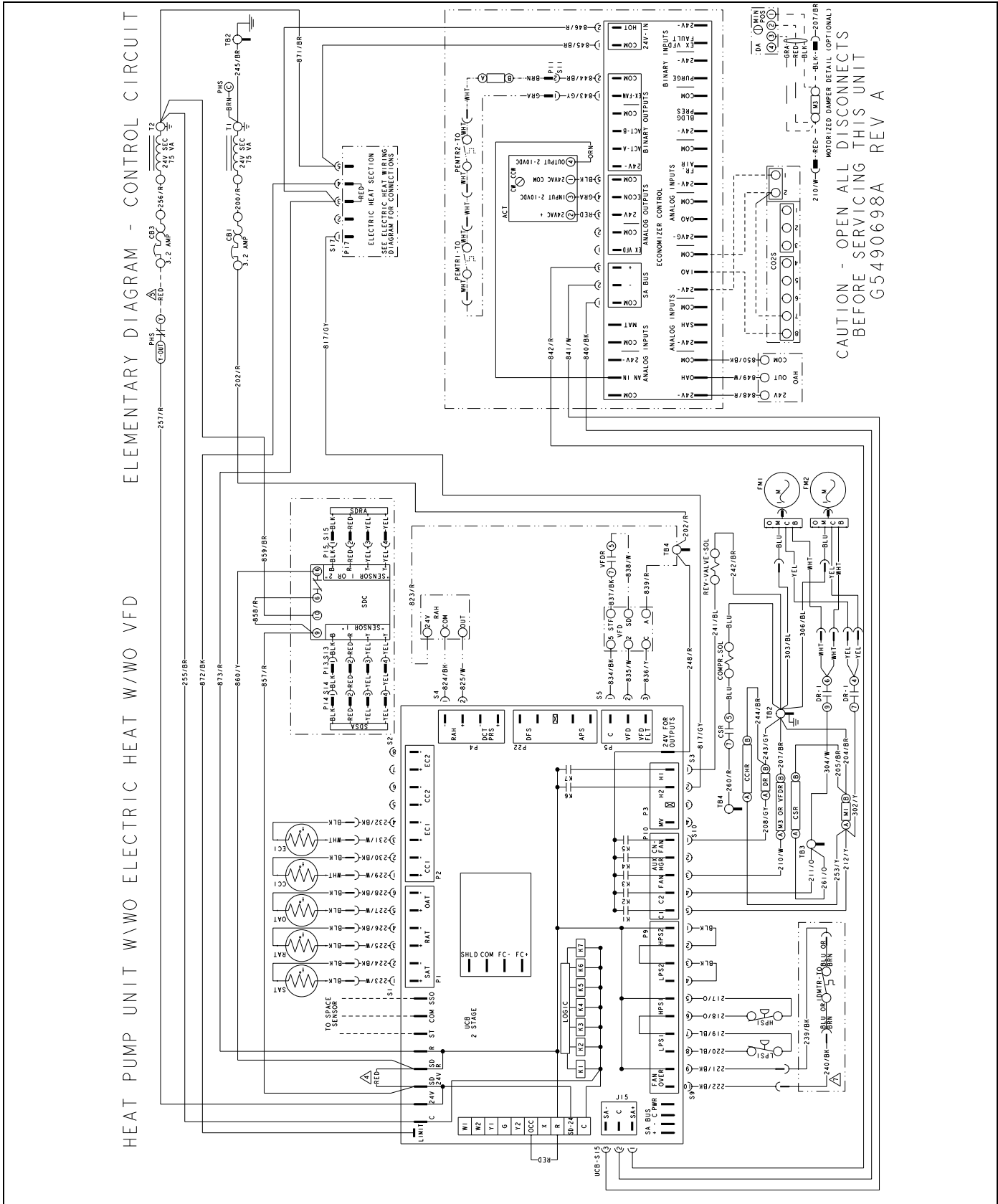
Typical XYE7 heat pump unit w/wo electric heat w/wo vfd 208/230-3-60, 460-3-60 belt drive - elementary diagram power circuit



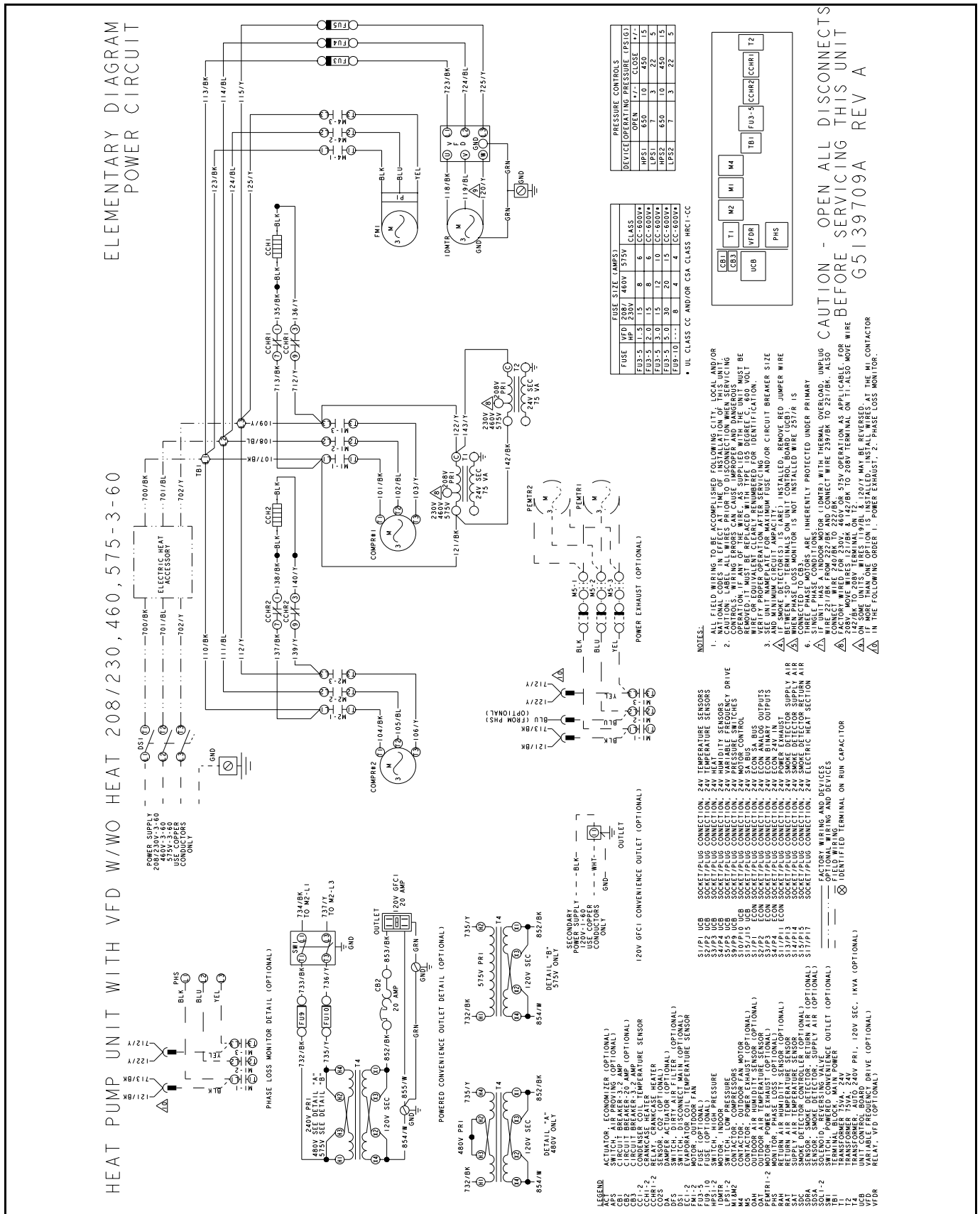
Typical XYE7 heat pump unit w/wo electric heat w/wo vfd 575v-3-60 belt drive - elementary diagram power circuit



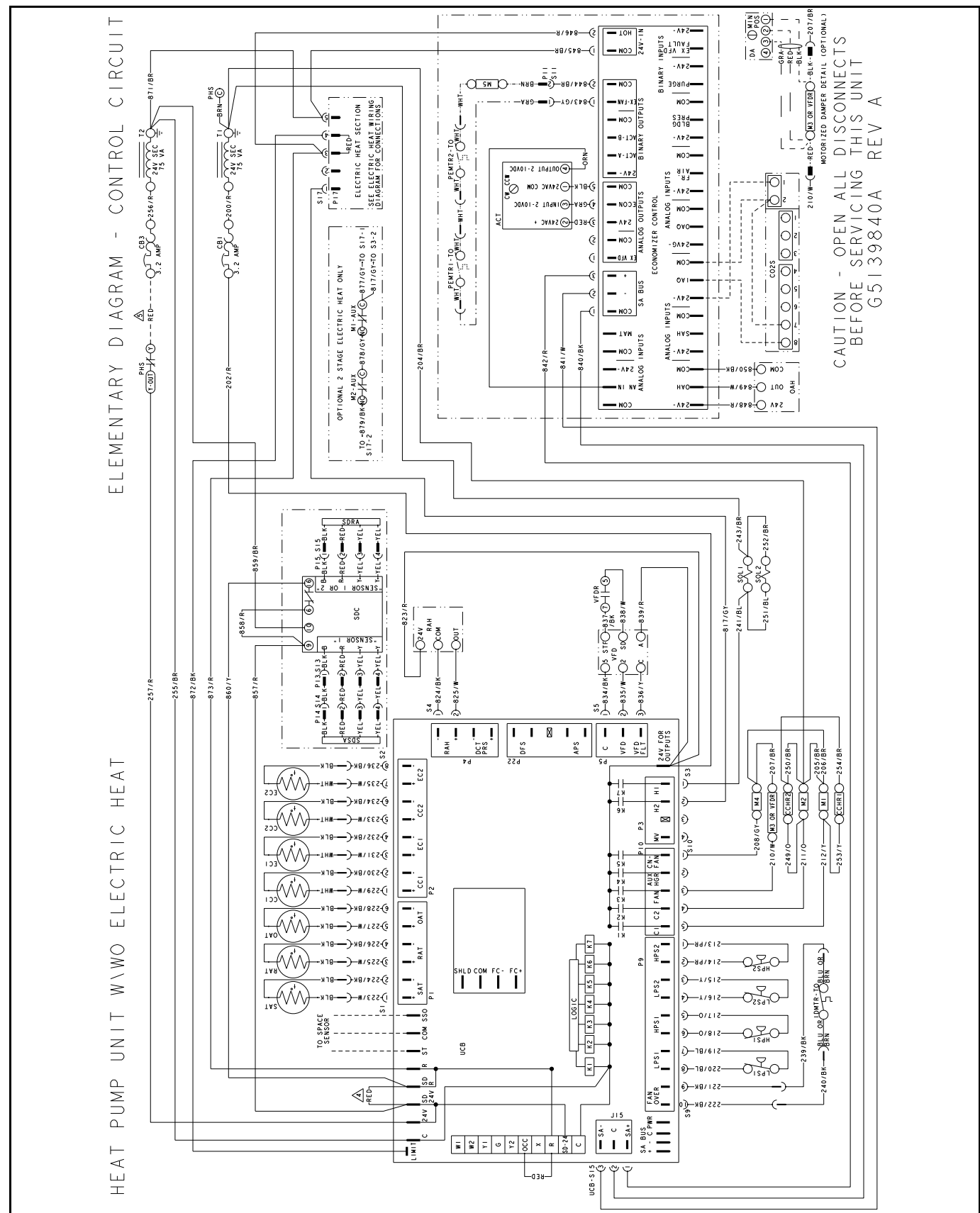
Typical XYE7 heat pump unit w/wo electric heat w/wo vfd - elementary diagram control circuit



Typical XYE08-09, XXE08-12 heat pump unit w/o heat 208/230, 460, 575-3-60 belt drive with VFD elementary diagram power circuit



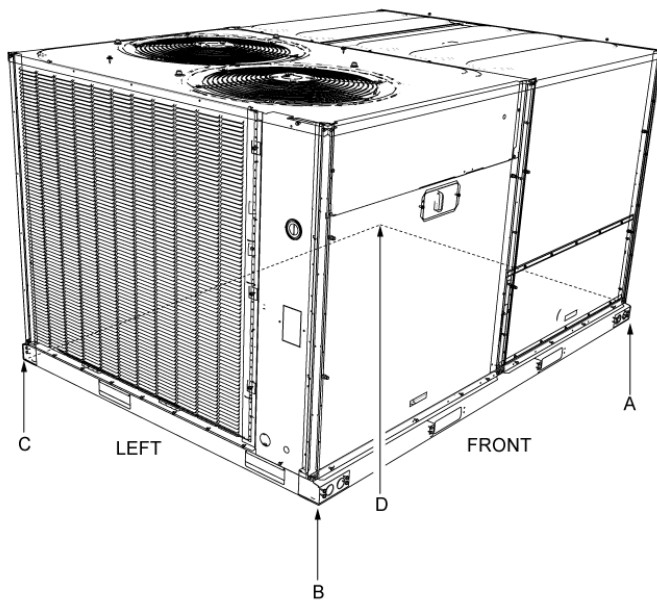
Typical XYE08-09, XXE08-12 heat pump unit belt drive elementary diagram control circuit



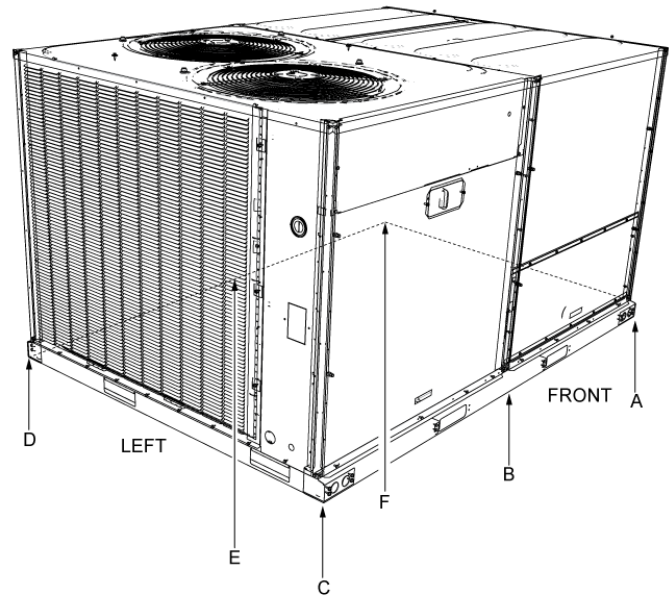
Weights and dimensions

XYE04-09, XXE7-12, XQE04-06 unit weights

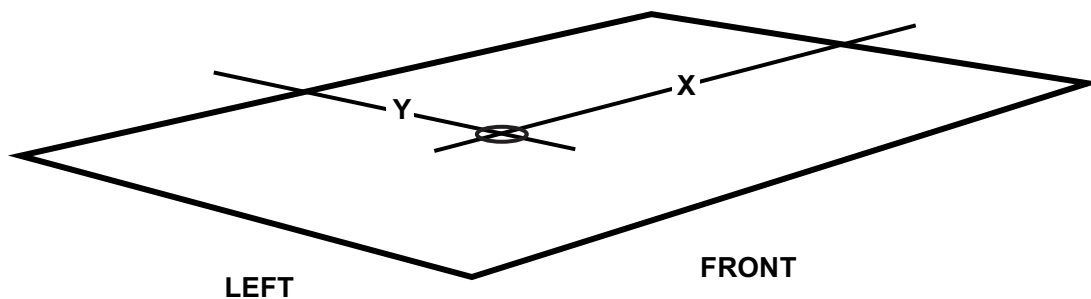
Unit 4 point load weight



Unit 6 point load weight



Unit center of gravity



XYE04-09 corner weights

Model	Size (ton)	Weight (lb)		Center of Gravity		4 Point Load Location (lb)				6 Point Load Location (lb)					
		Shipping	Operating	X	Y	A	B	C	D	A	B	C	D	E	F
XYE	04 (3)	563	535	37.4	24.2	130	133	138	135	86	88	89	92	91	89
XYE	05 (4)	643	614	38.1	25.1	151	161	155	146	100	104	109	105	100	96
XYE	06 (5)	682	653	37.4	23.1	151	155	176	171	100	102	104	118	116	114
XYE	A7 (6)	915	898	44.3	34.9	249	257	197	191	165	169	172	132	130	127
XYE	08 (7.5)	1090	1060	48.5	34.1	260	326	264	210	167	193	226	183	156	135
XYE	09 (8.5)	1091	1061	48.5	34.1	260	326	264	211	167	193	226	183	156	135

XXEA7-12 corner weights

Size (ton)	Model	Weight (lb)		Center of Gravity		4 Point Load Location (lb)				6 Point Load Location (lb)					
		Shipping	Operating	X	Y	A	B	C	D	A	B	C	D	E	F
A7 (6)	XXE	665	652	35.8	23.9	163	153	163	173	110	105	101	107	112	117
08 (7.5)	XXE	1006	976	46.9	35.7	261	304	221	190	170	187	208	151	136	124
09 (8.5)	XXE	1055	1025	48.0	35.7	267	326	238	194	172	196	225	164	143	125
12 (10)	XXE	1090	1060	49.5	33.3	247	325	277	211	158	188	227	193	160	135

XQE04-06 corner weights

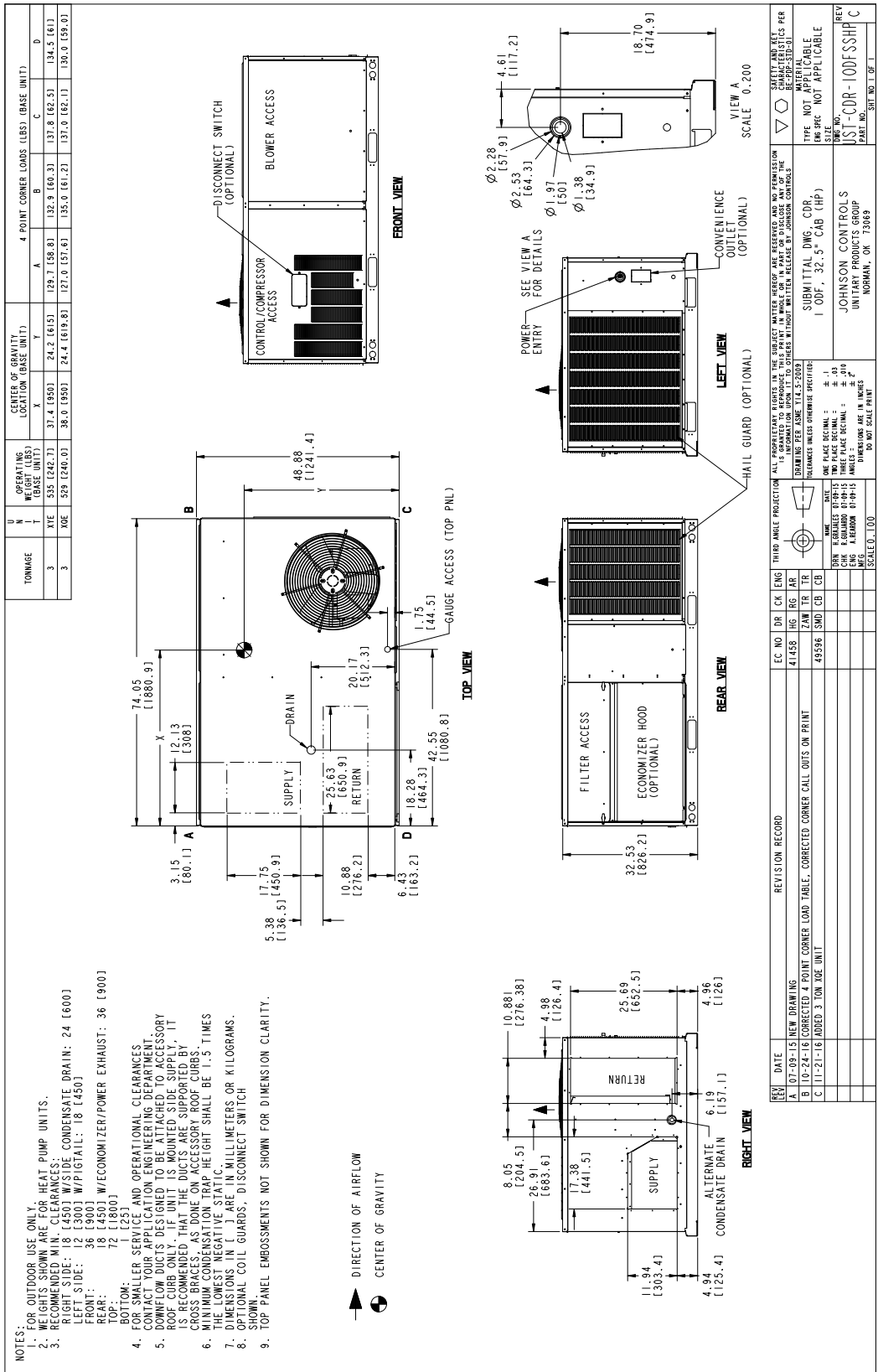
Size (ton)	Model	Weight (lb)		Center of Gravity		4 point Load Location (lb)				6 point Load Location (lb)					
		Shipping	Operating	X	Y	A	B	C	D	A	B	C	D	E	F
04 (3)	XQE	542	529	38.0	24.4	127	135	137	130	84	87	91	92	89	86
05 (4)	XQE	641	628	35.0	24.5	164	148	150	166	111	104	97	98	105	113
06 (5)	XQE	640	627	34.7	24.4	165	146	149	168	112	103	95	97	105	114

XYE04-09, XYEA7, XXEA7-12, XQE04-06 unit accessory weights

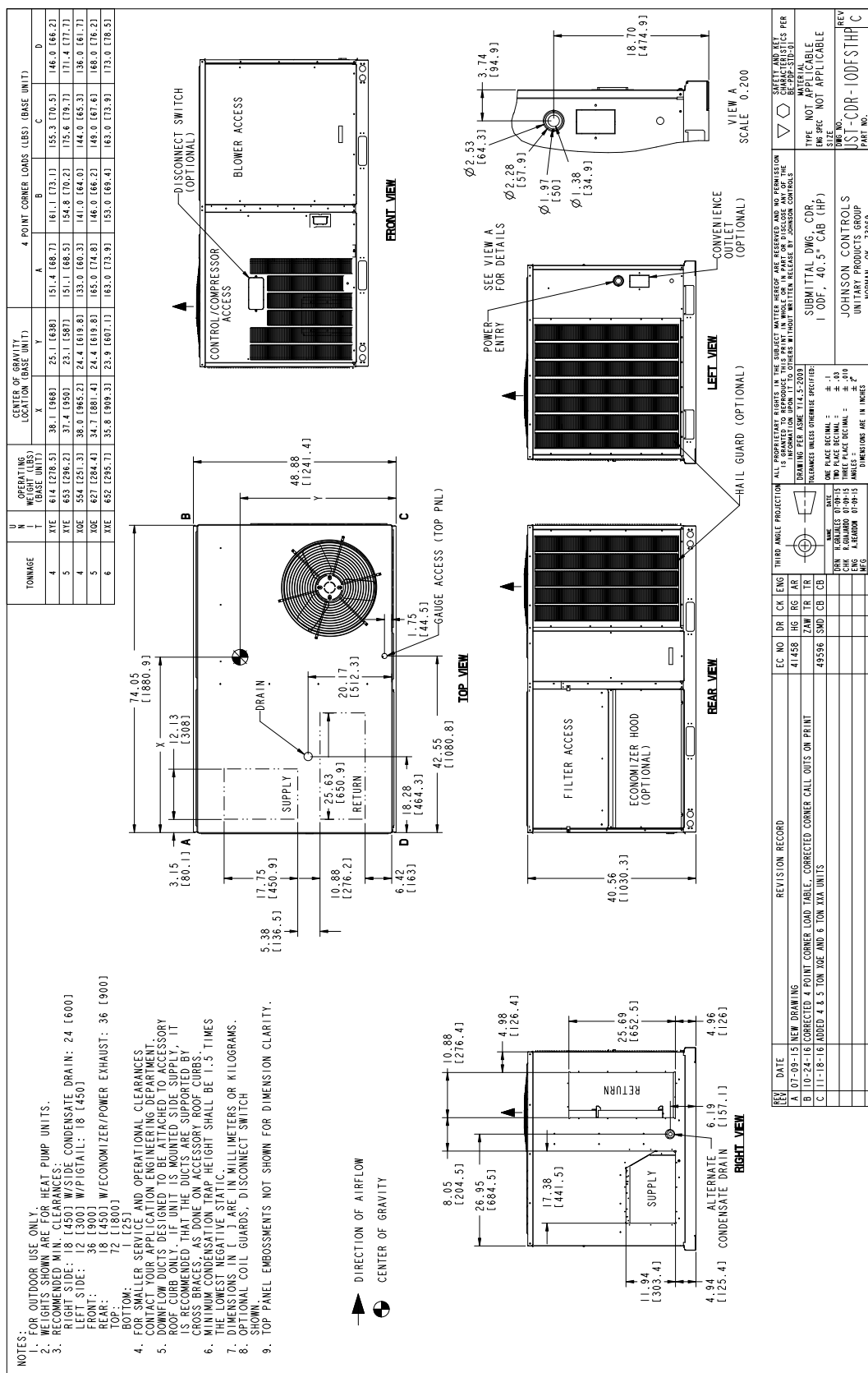
Unit Accessory	Weights (lb)
Vertical Flow Dry Bulb Economizer Small Footprint	63
Horizontal Flow Dry Bulb Economizer Small Footprint Short	96
Horizontal Flow Dry Bulb Economizer Small Footprint Short	75
Horizontal Flow Dry Bulb Economizer Small Footprint Tall	81
Horizontal Flow Dry Bulb Economizer Large Footprint Short	105
Horizontal Flow Dry Bulb Economizer Large Footprint Tall	102
Power Exhaust Vert Flow Small Footprint	38
Power Exhaust Vert Flow Large Footprint	38
Power Exhaust Horiz Flow Small Footprint	38
Power Exhaust Horiz Flow Large Footprint	38
Hail Guard Kit Small Short Factory-installed	19
Hail Guard Kit Small Tall Factory-installed	24
Hail Guard Kit Large Short Factory-installed	50
Hail Guard Kit Large Tall Factory-installed	50
Curb Rigid 14 in. Small Footprint	145
Curb Rigid 24 in. Small Footprint	135
Curb Rigid 14 in. Large Footprint	135
Curb Rigid 24 in. Large Footprint	135

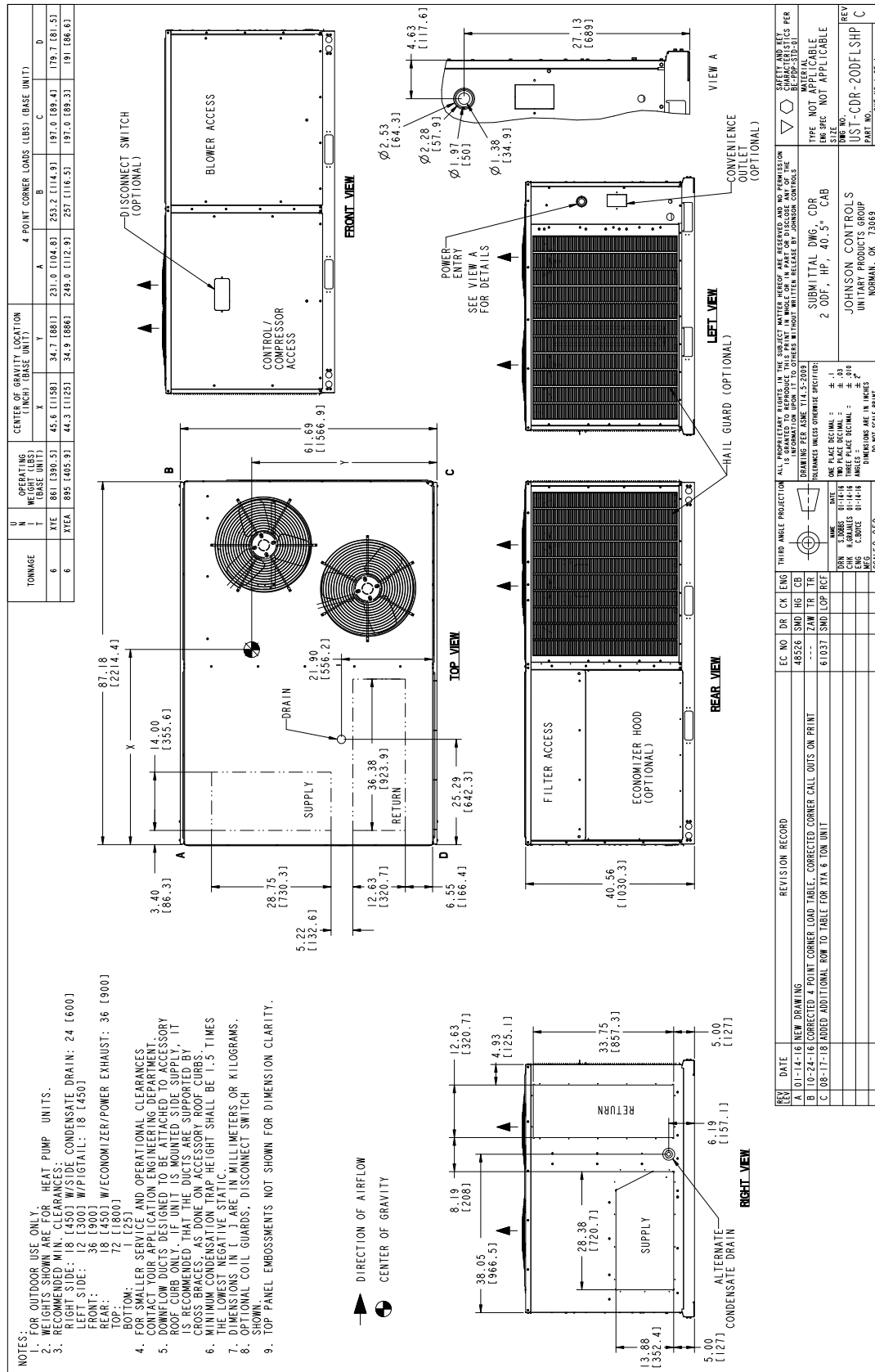
XYE04-09, XQE04-06, XXEA7-12 unit dimensions

XYE/XQE04

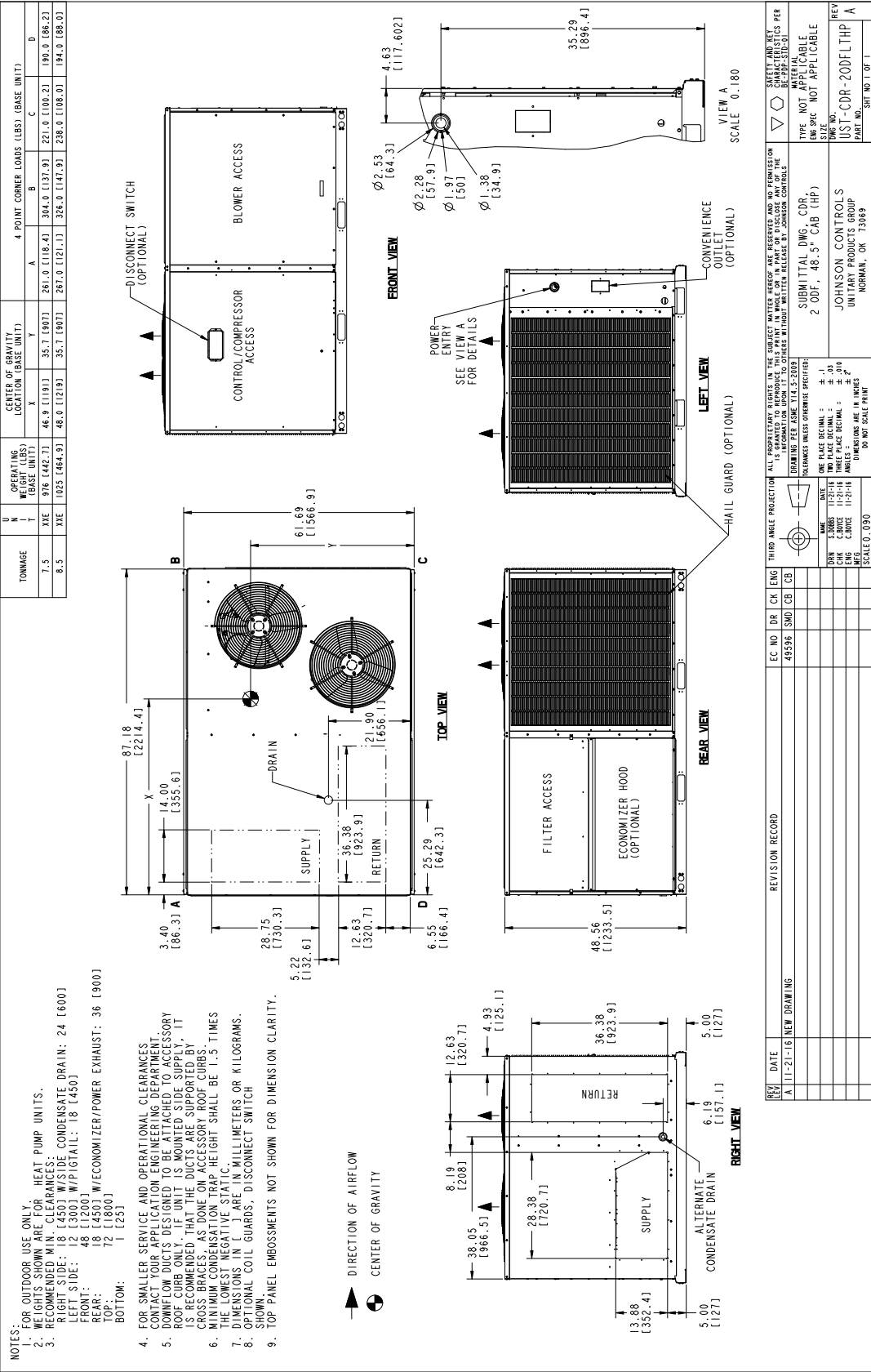


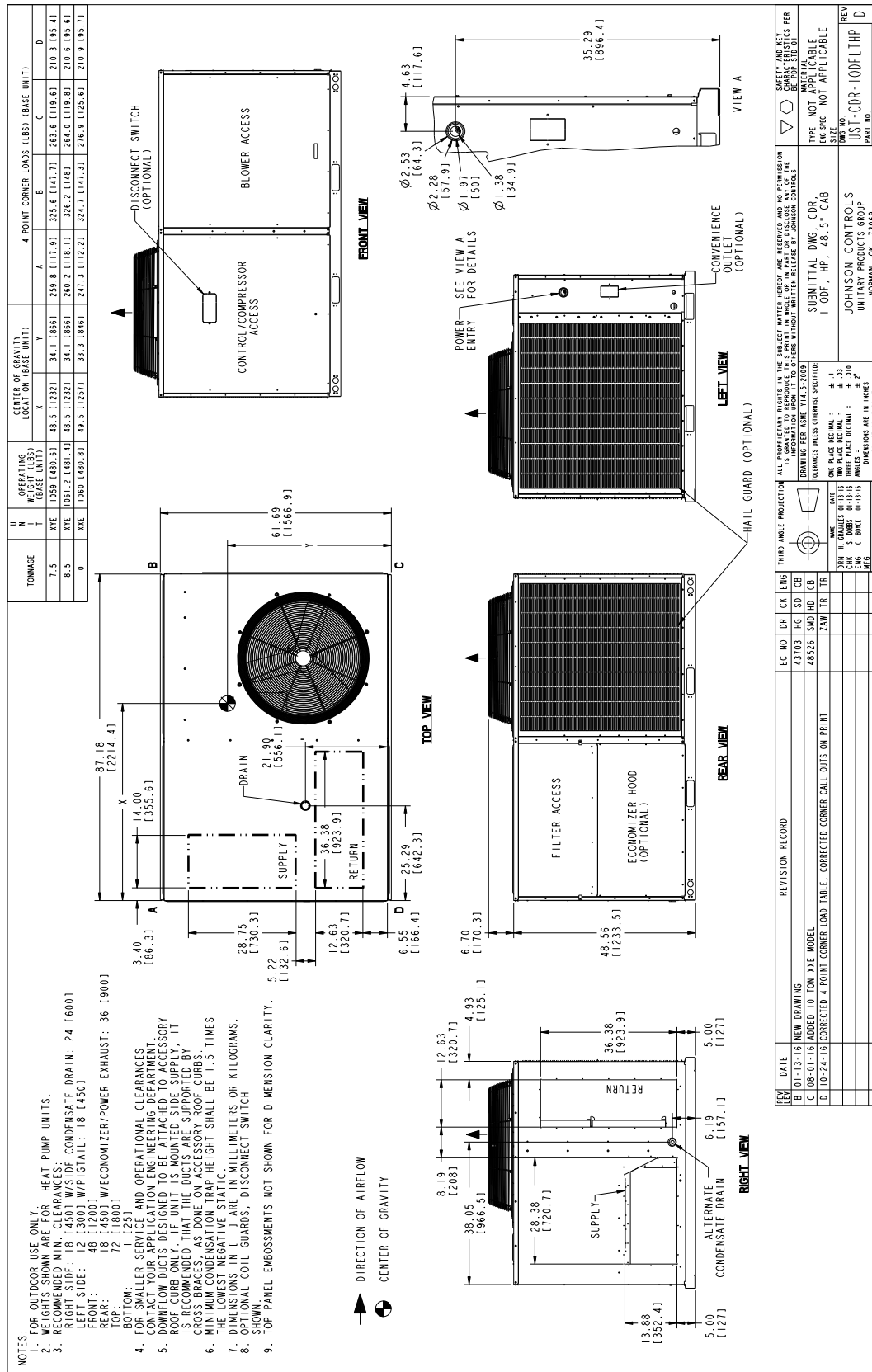
Johnson Controls Ducted Systems





XXE08-09





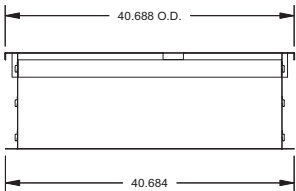
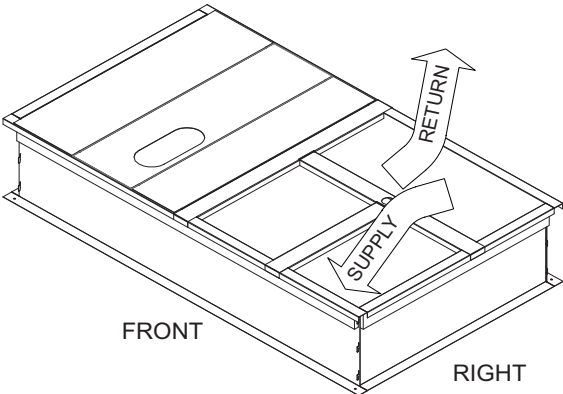
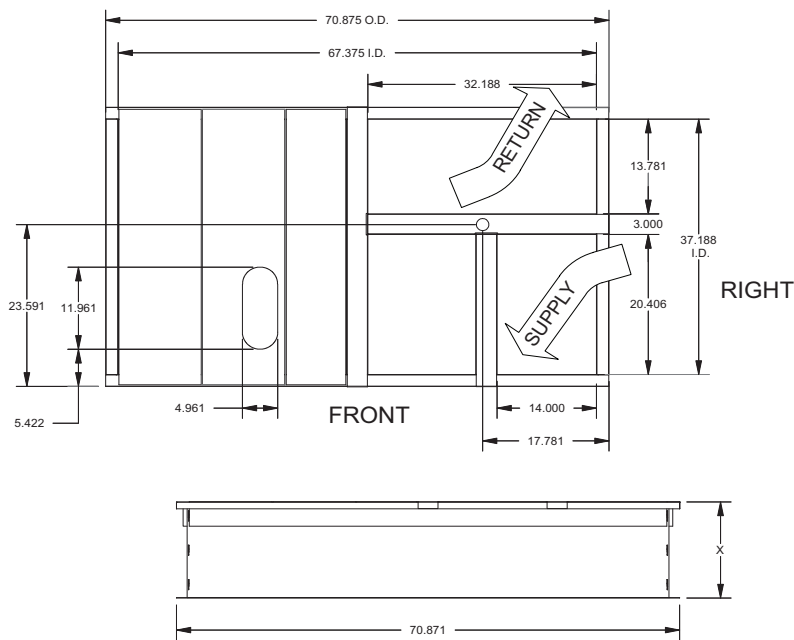
XYE04-06, XQE04-06, and XXEA7 unit clearances

Direction	Distance (in.)	Direction	Distance (in.)
Top ¹	72	Right	18
Front	36	Left	12
Rear	18 ² /36 ³	Bottom ⁴	1

- 1. Units must be installed outdoors. Over hanging structure or shrubs should not obscure condenser air discharge outlet.
- 2. Units without economizer or power exhaust.
- 3. Units equipped with an Economizer or Power Exhaust. Flue products must not be discharged within 10 Feet of the rear of the unit.
- 4. Units may be installed on combustible floors made from wood or class A, B or C roof covering materials.

XYE04-06, XXEA7, XQE04-06 unit roof curb dimensions

1RC0456, 1RC0458 roof curb dimensions



1RC0456 X= 14" Height
1RC0458 X= 24" Height

- Notes:**
- 1. Sides, ends and cross support are 18-G90. Deck pans, R/A & S/A supports are 20-G90.
 - 2. Full perimeter wood nailer.
 - 3. Insulated deck pans.

Unit models used with 1RC0456, 1RC0458 roof curb

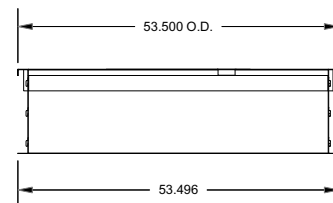
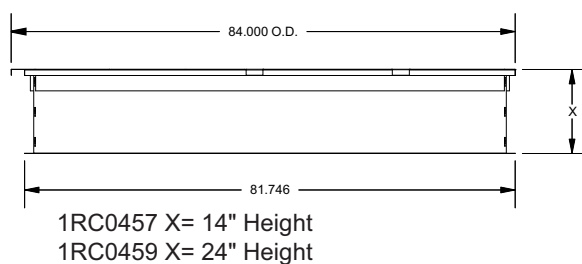
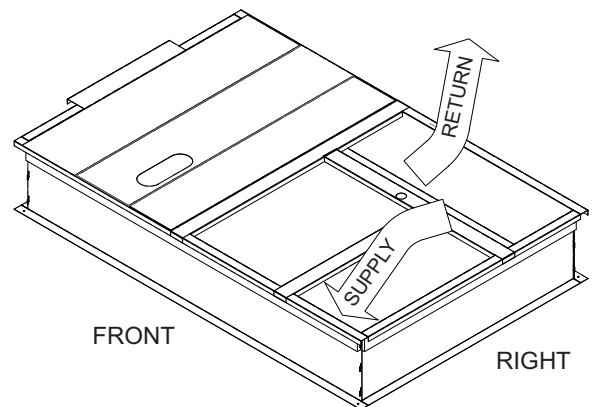
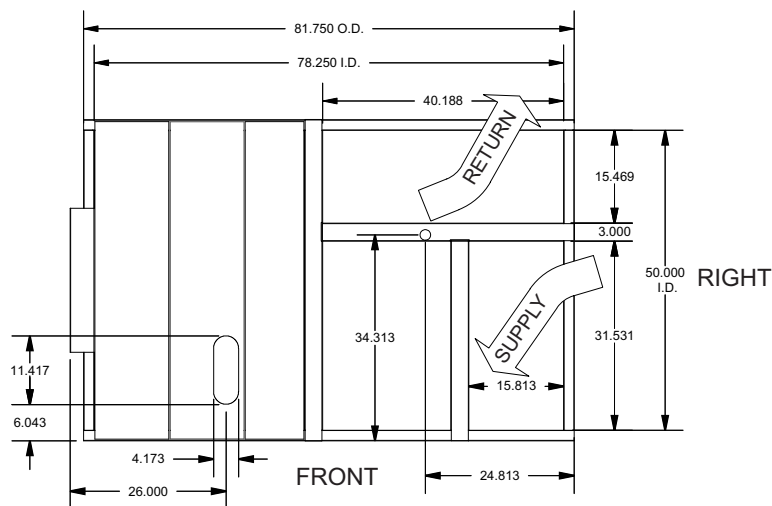
XYEA7
XYE/XQE04
XYE/XQE05
XYE/XQE06/XXEA7

- Note:** If utilities are required through the base of the unit or through the roof curb the following field-installed accessories can be purchased through your dealer or contractor:
- 1TB0401 - Through the base electrical
 - 1TB0402 - Through the base electrical
 - 1TB0403 - Through the base electrical
 - 1TB0404 - Through the base electrical

XYEA7-09 and XXE08-12 unit clearances

Direction	Distance (in.)	Direction	Distance (in.)
Top ¹	72	Right	18
Front	48	Left	12
Rear	18 ² /36 ³	Bottom ⁴	1

1. Units must be installed outdoors. Over hanging structure or shrubs should not obscure condenser air discharge outlet.
2. Units without economizer or power exhaust.
3. Units equipped with an Economizer or Power Exhaust. Flue products must not be discharged within 10 Feet of the rear of the unit.
4. Units may be installed on combustible floors made from wood or class A, B or C roof covering materials.

XYEA7-09, XXE08-09 and XXE12 unit roof curb dimensions**1RC0457, 1RC0459 roof curb dimensions****Notes:**

1. Sides, ends, unit locator and cross support are 18-G90. Deck pans, R/A & S/A supports are 20-G90.
2. Full perimeter wood nailer.
3. Insulated deck pans.

Unit models used with 1RC0457, 1RC0459 roof curb

XYEA7
XYE08/XXE08
XYE09/XXE09
XXE12

Note: If utilities are required through the base of the unit or through the roof curb the following field-installed accessories can be purchased through your dealer or contractor:

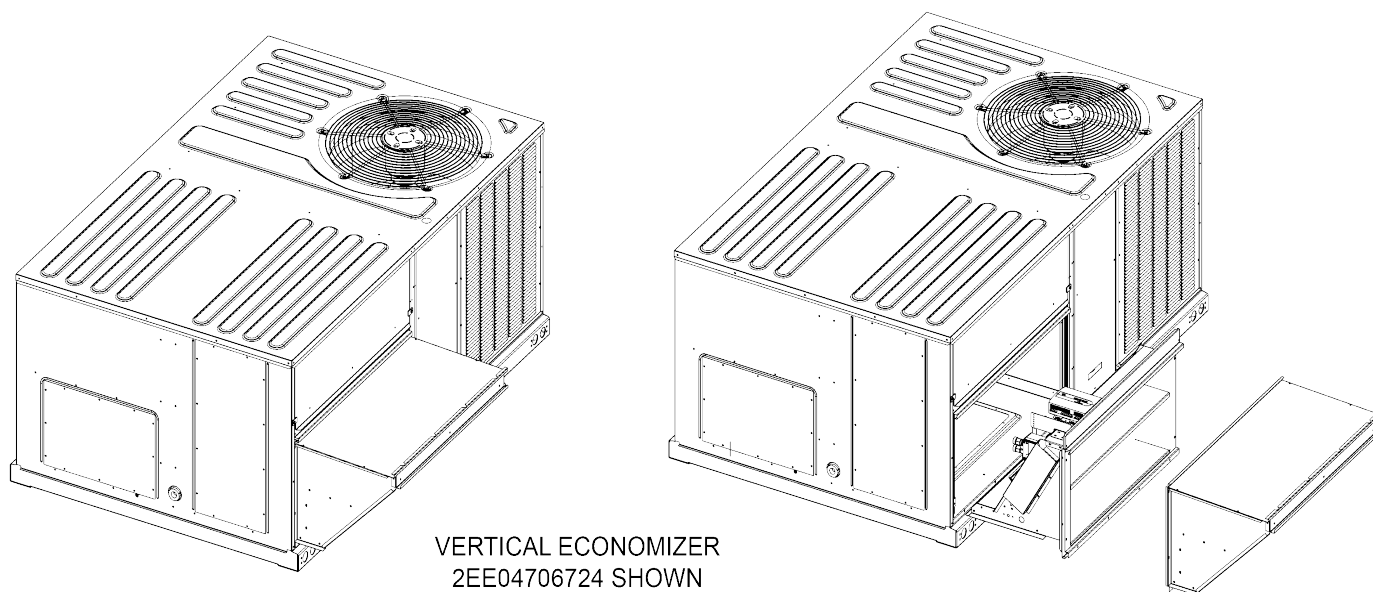
1TB0404 - Through the base electrical

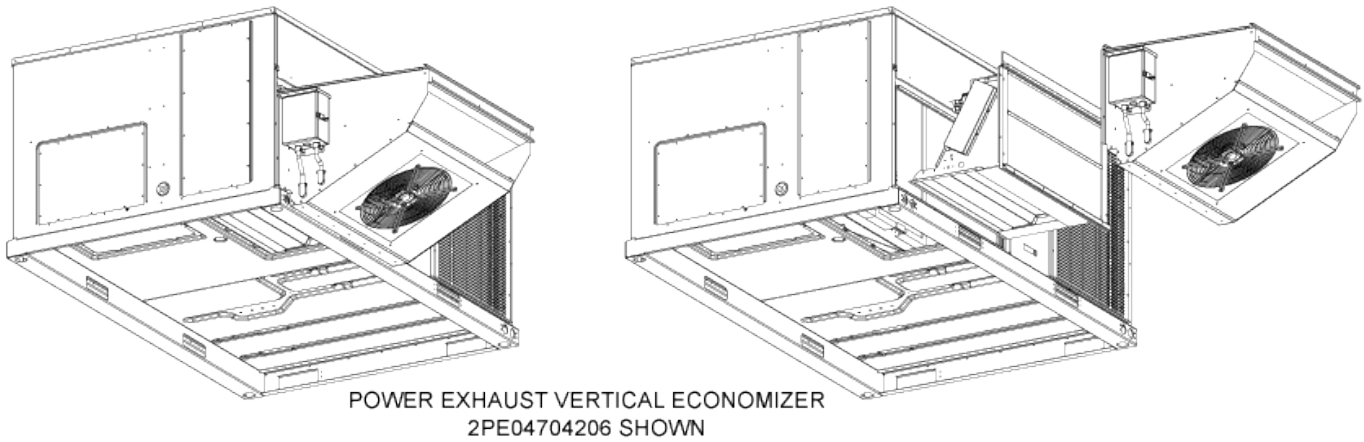
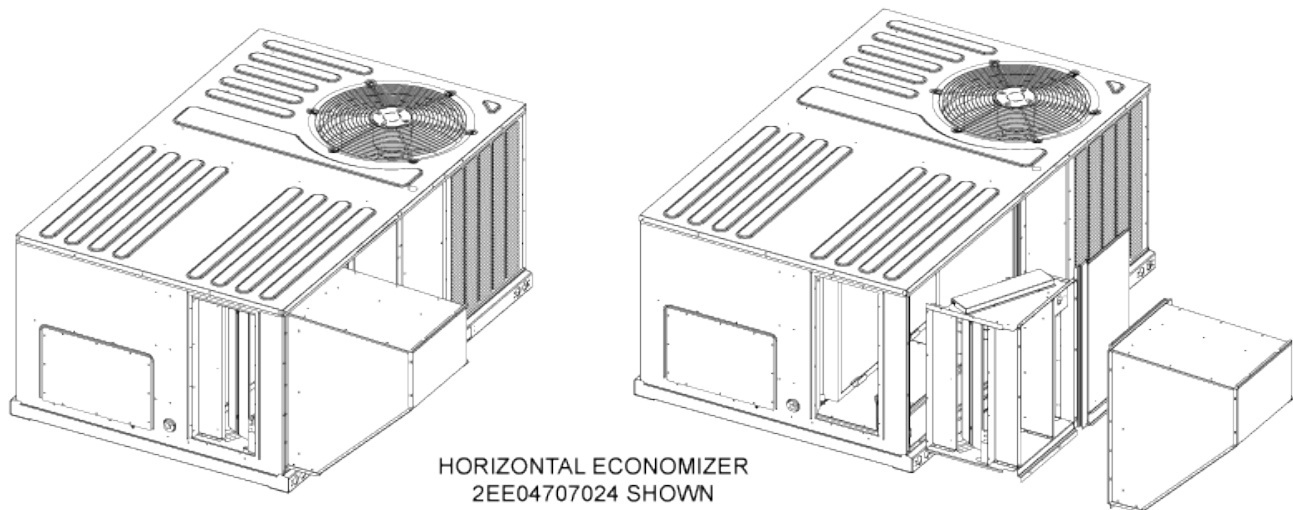
Economizer options

Economizer usage

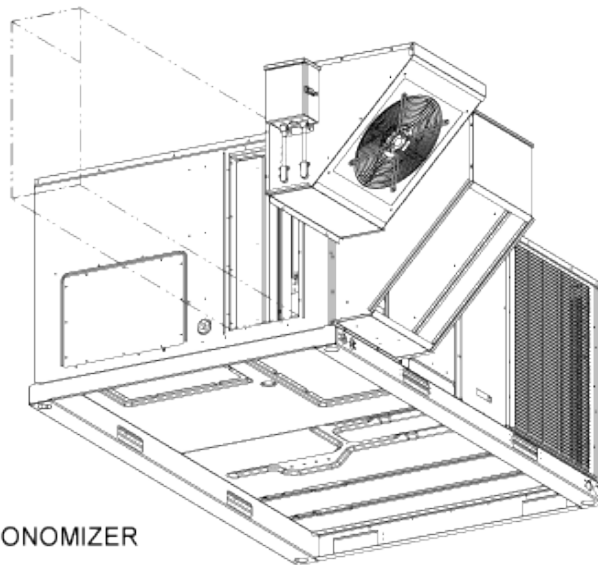
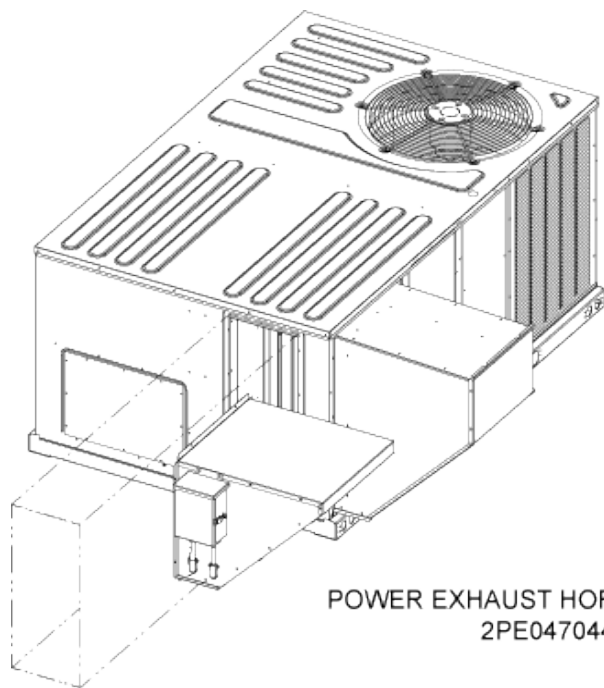
Application	Description	Accessory kit number
Economizer Vertical Flow	Econ, DB, Vertical Flow, Small Footprint	2EE04706724
	Econ, DB, Vertical Flow, Large Footprint	2EE04706824
Economizer Horizontal Flow	Econ, DB, Horizontal Flow, Small Footprint, Short Cabinet	2EE04707024
	Econ, DB, Horizontal Flow, Small Footprint, Tall Cabinet	2EE04707124
	Econ, DB, Horizontal Flow, Large Footprint, Short Cabinet	2EE04707224
	Econ, DB, Horizontal Flow, Large Footprint, Tall Cabinet	2EE04707324
Power Exhaust Vertical Flow	Power Exhaust Vert Flow Small Footprint 208V-230V 1-ph	2PE04704206
	Power Exhaust Vert Flow Small Footprint 208V-230V 3-ph	2PE04704225
	Power Exhaust Vert Flow Small Footprint 460V 3-ph	2PE04704246
	Power Exhaust Vert Flow Small Footprint 575V 3-ph	2PE04704258
	Power Exhaust Vert Flow Large Footprint 208V-230V 1-ph	2PE04704306
	Power Exhaust Vert Flow Large Footprint 208V-230V 3-ph	2PE04704325
	Power Exhaust Vert Flow Large Footprint 460V 3-ph	2PE04704346
	Power Exhaust Vert Flow Large Footprint 575V 3-ph	2PE04704358
Power Exhaust Horizontal Flow	Power Exhaust Horiz Flow Small Footprint 208V-230V 1-ph	2PE04704406
	Power Exhaust Horiz Flow Small Footprint 208V-230V 3-ph	2PE04704425
	Power Exhaust Horiz Flow Small Footprint 460V 3-ph	2PE04704446
	Power Exhaust Horiz Flow Small Footprint 575V 3-ph	2PE04704458
	Power Exhaust Horiz Flow Large Footprint 208V-230V 1-ph	2PE04704506
	Power Exhaust Horiz Flow Large Footprint 208V-230V 3-ph	2PE04704525
	Power Exhaust Horiz Flow Large Footprint 460V 3-ph	2PE04704546
	Power Exhaust Horiz Flow Large Footprint 575V 3-ph	2PE04704558

Field-installed vertical flow economizer



Field-installed vertical flow economizer w/power exhaust**Field-installed horizontal flow economizer**

Field-installed horizontal flow economizer w/power exhaust



POWER EXHAUST HORIZONTAL ECONOMIZER
2PE04704406 SHOWN

Guide specifications

Guide mechanical specifications

Single package heat pumps

3 through 10 nominal tons

Core Series

Size range: 3 to 10 tons nominal cooling

Model series: XYE/XXE/XQE

Division 23 – heating, ventilating, and air-conditioning (HVAC)

Number Title

23 00 00 Heating, ventilating, and air-conditioning (HVAC)

23 06 00 Schedules for HVAC

23 06 80 Schedules for Decentralized HVAC Equipment

23 06 80.13 Decentralized Unitary HVAC Equipment Schedule

23 06 80.13.A. Rooftop unit schedule

23 07 00 HVAC Insulation

23 07 16 HVAC Equipment Insulation

23 07 16.13 Decentralized, Rooftop Units:

23 07 16.13.A. Evaporator fan compartment:

1. Interior cabinet surfaces shall be insulated with a minimum 1/2- in. thick, minimum 1 1/2 lb density, flexible fiberglass insulation coated on the air side.
2. Insulation and adhesive shall meet NFPA 90A requirements for flame spread and smoke generation.

23 07 16.13.B. Gas heat compartment:

1. Aluminum foil- faced fiberglass insulation shall be used.
2. Insulation and adhesive shall meet NFPA 90A requirements for flame spread and smoke generation.

23 09 00 Instrumentation and Control for HVAC

23 09 13 Instrumentation and Control Devices for HVAC

23 09 13.23 Sensors and Transmitters

23 09 13.23.A. Thermostats

1. Thermostat must
 - a. energize "G" when calling for fan only or continuous fan.
 - b. have capability to energize 2 different stages of cooling, and 2 different stages of heating.
 - c. include capability for occupancy scheduling.

23 09 23 Direct- digital Control system for HVAC

23 09 23.13 Decentralized, Rooftop Units:

23 09 23.13.A. Smart Equipment™ (Unit based microprocessor control)

1. Shall be ASHRAE 62 compliant.
 2. Shall include an integrated economizer controller to support an economizer with 2 to 10 v DC actuator input.
 3. Controller shall accept the following inputs: space temperature, setpoint adjustment, outdoor air temperature, indoor air quality, outdoor air quality, indoor relative humidity, compressor lockout, fire shutdown, enthalpy, fan status, remote time clock/door switch.
 4. Shall accept a CO2 sensor in the conditioned space, and be Demand Control Ventilation ready.
 5. Unit shall provide surge protection for the controller through a circuit breaker.
 6. Shall have an LED display independently showing the status of activity on the communication bus, and processor operation.
 7. Software upgrades will be accomplished by local download. Software upgrades through chip replacements are not allowed.
- A. Unit shall be complete with self-contained low-voltage control circuit protected by a resettable circuit breaker on the 24-volt transformer side.
- B. Unit shall incorporate a lockout circuit which provides reset capability at the space thermostat or base unit should any of the following standard safety devices trip and shut off compressor:
- C. Loss-of-charge/Low-pressure switch.
- D. High-pressure switch.
- E. Freeze-protection temperature sensor, evaporator coil. If any of the above safety devices trip, an LED (light-emitting diode) indicator shall flash a diagnostic code that indicates which safety switch has tripped.
- F. Unit shall incorporate "AUTO RESET" compressor over temperature, over current protection.
- G. Unit shall operate with conventional thermostat designs and have a low voltage terminal strip for easy hook-up.
- H. Unit control board shall have on-board diagnostics and fault code display.
- I. Standard controls shall include anti-short cycle and low voltage protection, and permit cooling operation down to 45 °F.
- J. Control board shall monitor each refrigerant safety switch independently.
- K. Control board shall retain last 5 fault codes in non-volatile memory, which will not be lost in the event of a power loss.

23 09 23.13.B. RTU Open - multi- protocol, direct digital controller:

1. Shall be ASHRAE 62 compliant.
2. Shall include built-in protocol for BACNET , Modbus , and Johnson N2.
3. Shall allow access of up to 62 network variables (SNVT). Shall be compatible with all open controllers
4. Baud rate Controller baud rate setting shall be selected in the Smart Equipment control.
5. Shall have an LED display independently showing the status of serial communication, running, errors, power, all digital outputs, and all analog inputs.

6. Shall accept the following inputs: space temperature, setpoint adjustment, outdoor air temperature, indoor air quality, outdoor air quality, compressor lock- out, fire shutdown, enthalpy switch, and fan status/filter status/ humidity/ remote occupancy.
7. Software upgrades will be accomplished by local download. No software upgrades through chip replacements are allowed.

23 09 33 Electric and Electronic Control System for HVAC

23 09 33.13 Decentralized, Rooftop Units:

23 09 33.13.A. General:

1. Shall be complete with self- contained low- voltage control circuit protected by a resettable circuit breaker on the 24- v transformer side. Transformer shall have 75VA capability.
2. Shall utilize color- coded wiring.
3. Shall include a central control terminal board to conveniently and safely provide connection points for vital control functions such as: smoke detectors, phase monitor, gas controller, economizer, thermostat, DDC control options, and low and high pressure switches.

23 09 33.23.B. Safeties:

1. Compressor over- temperature, over- current. High internal pressure differential.
2. Low- pressure switch.
 - a. Low pressure switch shall use different color wire than the high pressure switch. The purpose is to assist the installer and service technician to correctly wire and or troubleshoot the rooftop unit.
3. High- pressure switch.
 - a. High pressure switch shall use different color wire than the low pressure switch. The purpose is to assist the installer and service technician to correctly wire and or troubleshoot the rooftop unit.
4. Automatic reset, motor thermal overload protector.

23 09 93 Sequence of Operations for HVAC Controls

23 09 93.13 Decentralized, Rooftop Units:

23 09 93.13 INSERT SEQUENCE OF OPERATION

23 40 13 Panel Air Filters

23 40 13.13 Decentralized, Rooftop Units:

23 40 13.13.A. Standard filter section

1. Shall consist of factory- installed, low velocity, disposable 2 in. thick fiberglass filters of commercially available sizes.
2. Units can accept 2 in. filters
3. Filters shall be accesible through an access panel with toolless removal as described in the unit cabinet section of this specification (23 81 19.13.H).

23 81 19 Self- Contained Air Conditioners

23 81 19.13 Small- Capacity Self- Contained Air Conditioners

23 81 19.13.A. General

1. Outdoor, rooftop mounted, electrically controlled, heating and cooling unit utilizing a fully hermetic scroll compressor(s) for cooling duty and gas combustion for heating duty.
2. Factory assembled, single- piece heating and cooling rooftop unit. Contained within the unit enclosure shall be all factory wiring, piping, controls, and special features required prior to field start- up.
3. Unit shall use environmentally sound, R-410A refrigerant.

4. Unit shall be installed in accordance with the manufacturer's instructions.
5. Unit must be selected and installed in compliance with local, state, and federal codes.

23 81 19.13.B. Quality Assurance

1. Unit meets ASHRAE 90.1 minimum efficiency requirements.
2. XYE units are Energy Star certified.
3. Unit shall be rated in accordance with AHRI Standards 210/240 or 340/360.
4. Unit shall be designed to conform to ASHRAE 15.
5. Unit shall be UL- tested and certified in accordance with ANSI Z21.47 -2012/CSA 2.3-2012, CSA C22.2 No. 236-11 (UL 1995) 4th edition and CSA C22.2 No. 3 - M 1988.
6. Insulation and adhesive shall meet NFPA 90A requirements for flame spread and smoke generation.
7. Unit casing shall be capable of withstanding 750- hour salt spray exposure per ASTM B117 (scribed specimen).
8. Unit shall be designed in accordance with ISO 9001, and shall be manufactured in a facility registered by ISO 9001.
9. Roof curb shall be designed to conform to NRCA Standards.
10. Unit shall be subjected to a completely automated run test on the assembly line. The data for each unit will be stored at the factory, and must be available upon request.
11. Unit shall be designed in accordance with UL Standard 1995 Fourth Edition, including tested to withstand rain.
12. Unit shake tested to assurance level 1, ASTM D4169 to ensure shipping reliability.
13. High Efficient Motors listed shall meet section 313 of the Energy Independence and Security Act of 2007 (EISA 2007).

23 81 19.13.C. Delivery, Storage, and Handling

1. Unit shall be stored and handled per manufacturer's recommendations.

23 81 19.13.E. Project Conditions

1. As specified in the contract.

23 81 19.13.F. Operating Characteristics

1. Unit shall be capable of starting and running at 125°_F (52°_C) ambient outdoor temperature, meeting maximum load criteria of AHRI Standard 210/240 or 340/360 at ± 10% voltage.
2. Compressor with standard controls shall be capable of operation down to 40°_F (4°_C), ambient outdoor temperatures. See below for head pressure control package or winter start kit.
3. Unit shall discharge supply air vertically or horizontally as shown on contract drawings.
4. Unit shall be factory configured for vertical supply and return configurations.
5. Unit shall be field convertible from vertical to horizontal airflow on all models.
6. Unit shall be capable of mixed operation: vertical supply with horizontal return or horizontal supply with vertical return.

23 81 19.13.G. Electrical Requirements

1. Main power supply voltage, phase, and frequency must match those required by the manufacturer.

23 81 19.13.H. Unit Cabinet

1. **Unit cabinet shall be constructed of galvanized steel with exterior surfaces coated with a non-chalking, powder paint finish, certified at 750 hour salt spray test per ASTM-B117 standards.**
2. Evaporator fan compartment interior cabinet insulation shall conform to AHRI Standards 210/240 or 340/360 minimum exterior sweat criteria. Interior surfaces shall be insulated with a minimum 1/2- in. thick, 1 1/2 lb density, flexible fiberglass insulation, neoprene coated on the air side. Aluminum foil- faced fiberglass insulation shall be used in the electric heat compartment. Fan shall be a direct drive or belt drive assembly and include an adjustable pitch motor pulley. Job site selected brake horsepower shall not exceed the motors

nameplate horsepower rating plus the service factor (Only premium efficiency motors have hp rating on the nameplate). Units shall be designed to operate within the service factor. Fan wheel shall be double inlet type with forward curve blades, dynamically balanced to operate smoothly throughout the entire range of operation. Airflow design shall be constant volume. Bearings shall be sealed and permanently lubricated for longer life and no maintenance.

Condenser Fan Assembly: The outdoor fans shall be of the direct drive type, discharge air vertically, have aluminum blades riveted to corrosion resistant steel spider brackets and shall be dynamically balanced for smooth operation. The outdoor fan motors shall have permanently lubricated bearings internally protected against overload conditions and staged independently.

3. Base of unit shall have a minimum of four locations for through- the- base gas and electrical connections (field-installed), standard.

4. Base Rail

- a. Unit shall have base rails on a minimum of 4 sides.
- b. Holes shall be provided in the base rails for rigging shackles to facilitate maneuvering and overhead rigging.
- c. Holes shall be provided in the base rail for moving the rooftop by fork truck.
- d. Base rail shall be a minimum of 16 gauge thickness.

5. Condensate pan and connections:

- a. Shall be an internally sloped condensate drain pan made of a non- corrosive material.
- b. Shall comply with ASHRAE Standard 62.
- c. Shall use a 3/4 in. - 14 NPT drain connection, possible either through the bottom or side of the drain pan. Connection shall be made per manufacturer's recommendations.

6. Top panel:

- a. Shall be a single piece top panel.

7. Electrical Connections

- a. All unit power wiring shall enter unit cabinet at a single, factory- prepared, knockout location.
- b. through-the- base capability.

(1.) Standard unit shall have a through- the- base electrical location (s) using a raised, embossed portion of the unit base-pan.

(2.) Optional, factory- approved, water- tight connection method must be used for through- the- base electrical connections.

(3.) No base-pan penetration, other than those authorized by the manufacturer, is permitted.

8. Component access panels (standard)

- a. Cabinet panels shall be easily removable for servicing.
- b. Unit shall have one factory-installed, toolless, removable, filter access panel.
- c. Panels covering control box, indoor fan, indoor fan motor, gas components (where applicable), and compressors shall have a molded composite handles.
- d. Handles shall be UV modified, composite. They shall be permanently attached, and recessed into the panel.
- e. Screws on the vertical portion of all removable access panel shall engage into heat resistant, molded composite collars.
- f. Collars shall be removable and easily replaceable using manufacturer recommended parts.

23 81 19.13.J. Coils

1. Standard Aluminum Fin/Copper Tube Coils:

- a. Standard evaporator and condenser coils shall have aluminum lanced plate fins mechanically bonded to seamless internally grooved copper tubes with all joints brazed.

- b. Evaporator coils shall be leak tested to 150 psig, pressure tested to 450 psig, and qualified to CSA C22.2 No. 236-11 (UL 1995) 4th edition burst test at 1775 psig.
 - c. Condenser coils shall be leak tested to 150 psig, pressure tested to 650 psig, and qualified to CSA C22.2 No. 236-11 (UL 1995) 4th edition burst test at 1980 psig.
2. Optional E-Coat- coated aluminum- fin evaporator and condenser coils:
- a. Shall have a durable epoxy- phenolic coating to provide protection in mildly corrosive coastal environments.
 - b. Coating shall be applied to the aluminum fin stock prior to the fin stamping process to create an inert barrier between the aluminum fin and copper tube.
 - c. Epoxy- phenolic barrier shall minimize galvanic action between dissimilar metals.

23 81 19.13.K. Refrigerant Components

- 1. Refrigerant circuit shall include the following control, safety, and maintenance features:
 - a. Thermostatic Expansion Valve (TXV) shall help provide optimum performance across the entire operating range. Shall contain removable power element to allow change out of power element and bulb without removing the valve body. (Orifice on 3 - 5 Ton Units)
 - b. Refrigerant filter drier - Solid core design.
 - c. Service gauge connections on suction and discharge lines.
 - d. Pressure gauge access through a specially designed access port in the top panel of the unit.
- 2. There shall be gauge line access port in the skin of the rooftop, covered by a black, removable plug.
 - a. The plug shall be easy to remove and replace.
 - b. When the plug is removed, the gauge access port shall enable maintenance personnel to route their pressure gauge lines.
 - c. This gauge access port shall facilitate correct and accurate condenser pressure readings by enabling the reading with the compressor access panel on.
 - d. The plug shall be made of a leak proof, UV- resistant, composite material.
- 3. Compressors
 - a. Unit shall use fully hermetic, scroll compressor for each independent refrigeration circuit.
 - b. Compressor motors shall be cooled by refrigerant gas passing through motor windings.
 - c. Compressors shall be internally protected from high discharge temperature conditions.
 - d. Compressors shall be protected from an over- temperature and over- amperage conditions by an internal, motor overload device.
 - e. Compressor shall be factory mounted on rubber grommets.
 - f. Compressor motors shall have internal line break thermal, current overload and high pressure differential protection.
 - g. Crankcase heaters shall not be required for normal operating range, unless provided by the factory.

23 81 19.13.L. Filter Section

- 1. Filters access is specified in the unit cabinet section of this specification.
- 3. Shall consist of factory- installed, low velocity, throw- away 2 in. thick fiberglass filters.
- 3. Units can accept 2 in. filters

23 81 19.13.M. Evaporator Fan and Motor

- 1. Evaporator fan motor:
 - a. Shall have permanently lubricated bearings.
 - b. Shall have inherent automatic reset thermal protection (Only on single-phase, belt-drive motors, three - phase, belt-drive motors have internal thermostat used for external line-break control.).
- 2. Electric Drive (Direct Drive) X13 – 5 Speed/Torque Evaporator Fan:
 - a. Multi- speed motor with easy quick adjustment settings.

- b. Blower fan shall be double- inlet type with forward- curved blades.
- c. Shall be constructed from steel with a corrosion resistant finish and dynamically balanced.
- 3. Belt- driven Evaporator Fan:
 - a. Belt drive shall include an adjustable- pitch motor pulley.
 - b. Shall use sealed, permanently lubricated ball- bearing type.
 - c. Blower fan shall be double- inlet type with forward- curved blades.
 - d. Shall be constructed from steel with a corrosion resistant finish and dynamically balanced.

23 81 19.13.N. Condenser Fans and Motors

The outdoor fans shall be of the direct drive type, discharge air vertically, have aluminum blades riveted to corrosion resistant steel spider brackets and shall be dynamically balanced for smooth operation. The outdoor fan motors shall have permanently lubricated 60°C ball bearings internally protected against overload conditions and staged independently.

- 1. Condenser fan motors:
 - a. Shall be a totally enclosed motor.
 - b. Shall use permanently lubricated bearings.
 - c. Shall have inherent thermal overload protection with an automatic reset feature.
 - d. All models shall use a shaft- down design.
- 2. Condenser Fans:
 - a. Shall be a direct- driven propeller type fan.
 - b. Shall have galvanized steel blades riveted to corrosion- resistant steel spiders and shall be dynamically balanced.

23 81 19.13.O. Special Features Options and Accessories

- 1. Standard Integrated Economizers:
 - a. Integrated, gear- driven opposing modulating blade design type capable of simultaneous economizer and compressor operation.
 - b. Independent modules for vertical or horizontal return configurations shall be available. Vertical return modules shall be available as a factory-installed option.
 - c. Damper blades shall be galvanized steel with composite gears. Plastic or composite blades on intake or return shall not be acceptable.
 - d. Shall include all hardware and controls to provide free cooling with outdoor air when temperature and/or humidity are below set-points.
 - e. Shall be equipped with gear driven dampers for both the outdoor ventilation air and the return air for positive air stream control.
 - f. Standard models shall be equipped with low- leakage dampers, not to exceed 2% leakage at 1 in. wg pressure differential. Economizers will come with Actuator and module that is tied to Smart Equipment™:
 - (1.) Combined minimum and DCV maximum damper position potentiometers with compressor staging relay.
 - (2.) Functions with solid state analog enthalpy or dry bulb changeover control sensing.
 - (3.) Contain LED indicates for: when free cooling is available when module is in DCV mode when exhaust fan contact is closed

2. Two- Position Damper

- a. Damper shall be a Two- Position Damper. Damper travel shall be from the full closed position to the field adjustable %- open setpoint.
- b. Damper shall include adjustable damper travel from 25% to 100% (full open).
- c. Damper shall include single or dual blade, gear driven dampers and actuator motor.
- d. Actuator shall be direct coupled to damper gear. No linkage arms or control rods shall be acceptable. e. Damper will admit up to 100% outdoor air for applicable rooftop units.

- f. Damper shall close upon indoor (evaporator) fan shutoff and/or loss of power.
 - g. The damper actuator shall plug into the rooftop unit's wiring harness plug. No hard wiring shall be required.
 - h. Outside air hood shall include aluminum water entrainment filter.
3. Manual damper
- a. Manual damper package shall consist of damper, air inlet screen, and rain hood which can be preset to admit up to 25 or 50% outdoor air for year round ventilation.
4. Condenser Coil Hail Guard Assembly (factory and field-installed on all models):
- a. Shall protect against damage from hail.
 - b. Shall be of louvered style.
5. Unit- Mounted, Non- Fused Disconnect Switch:
- a. Switch shall be factory- installed, internally mounted.
 - b. National Electric Code (NEC) and UL approved non- fused switch shall provide unit power shutoff.
 - c. Shall be accessible from outside the unit.
 - d. Shall provide local shutdown and lockout capability.
6. through- the- Base Connectors:
- a. Kits shall provide connectors to permit gas and electrical connections to be brought to the unit through the unit base-pan.
 - b. Minimum of four connection locations per unit.
7. Propeller Power Exhaust:
- a. Power exhaust shall be used in conjunction with an integrated economizer.
 - b. Independent modules for vertical or horizontal return configurations shall be available.
 - c. Horizontal power exhaust shall be mounted in return ductwork.
 - d. Power exhaust shall be controlled by economizer controller operation. Exhaust fans shall be energized when dampers open past the 0- 100% adjustable setpoint on the economizer control.
8. Roof Curbs (Vertical):
- a. Full perimeter roof curb with exhaust capability providing separate air streams for energy recovery from the exhaust air without supply air contamination.
 - b. Formed galvanized steel with wood nailer strip and shall be capable of supporting entire unit weight.
 - c. Permits installation and securing of ductwork to curb prior to mounting unit on the curb.
9. Outdoor Air Enthalpy Sensor:
- a. The outdoor air enthalpy sensor shall be used to provide single enthalpy control. When used in conjunction with a return air enthalpy sensor, the unit will provide differential enthalpy control. The sensor allows the unit to determine if outside air is suitable for free cooling.
10. Return Air Enthalpy Sensor:
- a. The return air enthalpy sensor shall be used in conjunction with an outdoor air enthalpy sensor to provide differential enthalpy control.
11. Indoor Air Quality (CO2) Sensor:
- a. Shall be able to provide demand ventilation indoor air quality (IAQ) control.
 - b. The IAQ sensor shall be available in duct mount, wall mount, or wall mount with LED display. The set- point shall have adjustment capability.
 - c. Shall be environmental compensated with differential sensing for reliable, stable, and drift- free sensitivity.
 - d. Shall use magnet- activated test/reset sensor switches.
 - e. Shall have tool- less connection terminal access.