

Submittal Data 1 & 2 Pump Flow Centers / Brass Valves

Models: AFCG1B1, AFCG2B1, AFCG1B2, and AFCG2B2



Project Name:

Contractor:

Engineer:

Order Number:

Additional Information:

Technical Data

Circulator(s): Grundfos Series UP26-99 or UP26-116
Cabinet: High Impact Polystyrene
Insulation: CFC-free, polyurethane foam
Valves: 1" Full-port, 3-Way, 4-Position flushing and isolation/service valve, Brass body and Spool, NBR seals, stainless steel retaining ring

Max. Fluid Temperature: 140°F [60°C]
Min. Fluid Temperature: 20°F [-7°C]
Max. Operating Pressure: 145 psig [10 Bar]
Min. Operating Pressure: 1.3 psig [0.1 Bar]
Max. Ambient Air Temp: 104°F [40°C]

Electrical Data

Motor: 208-230V, 60 Hz, single phase, 2-pole, UL and CSA approved, internal thermal overload protection, insulation class F

Model / Pump(s)	Nom. HP	Volts	Amps*	Watts*	Capacitor	Pump Housing (Volute)
AFCG1B1 / UP26-99 (1 pump) AFCG2B1 / UP26-99 (2 pumps)	1/6	208-230V 60 Hz 1ph	1.07	245	2.5 µf/380V	Cast Iron
AFCG1B2 / UP26-116 (1 pump) AFCG2B2 / UP26-116 (2 pumps)		208-230V 60Hz 1ph	1.8	377	2.5 µf/380V	Cast Iron

*At 230V

Data is maximum per pump

Approved Antifreeze

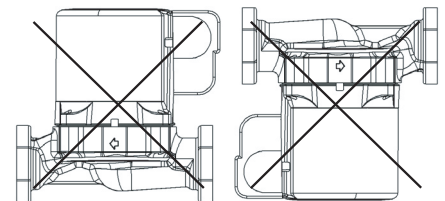
Propylene Glycol
Ethanol
Methanol

Mounting

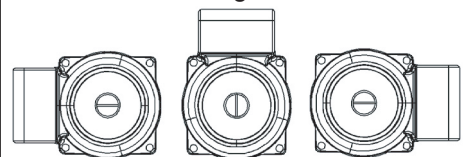
Flow center can be installed in both horizontal and vertical lines.

Flow center must be installed with the pump's motor shaft horizontal.

Do not install flow center with the pump's motor shaft vertical.

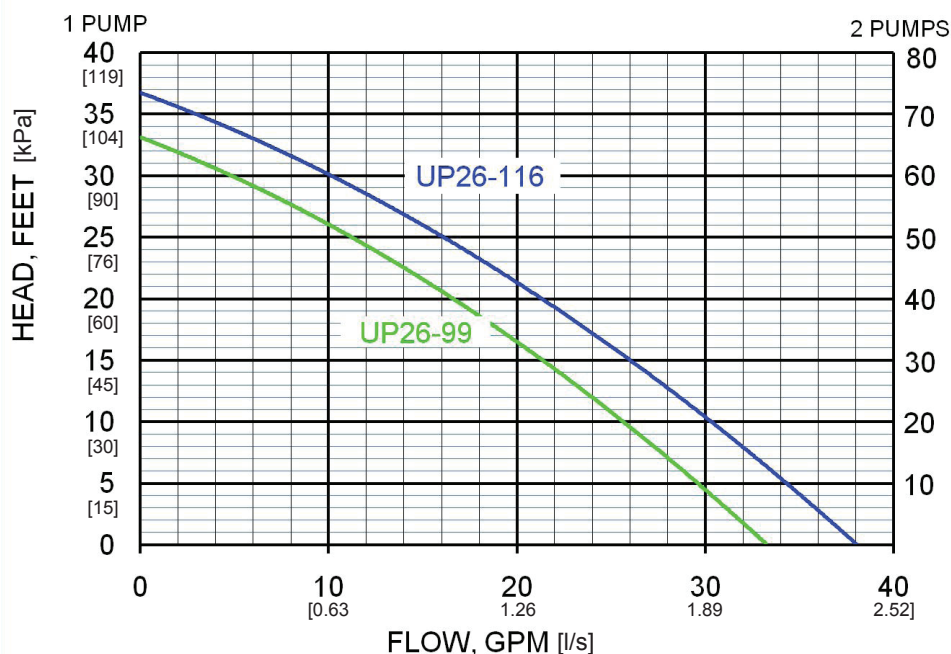


The terminal box should be located in one of the following orientations:



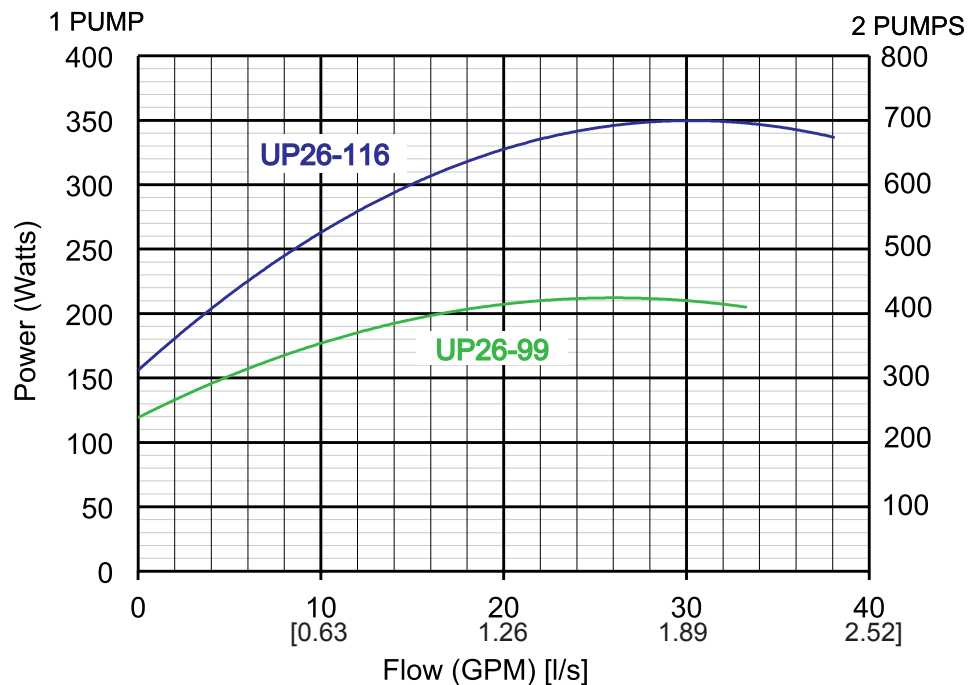
Flow Center should be mounted indoors only.

Pump Performance Curve

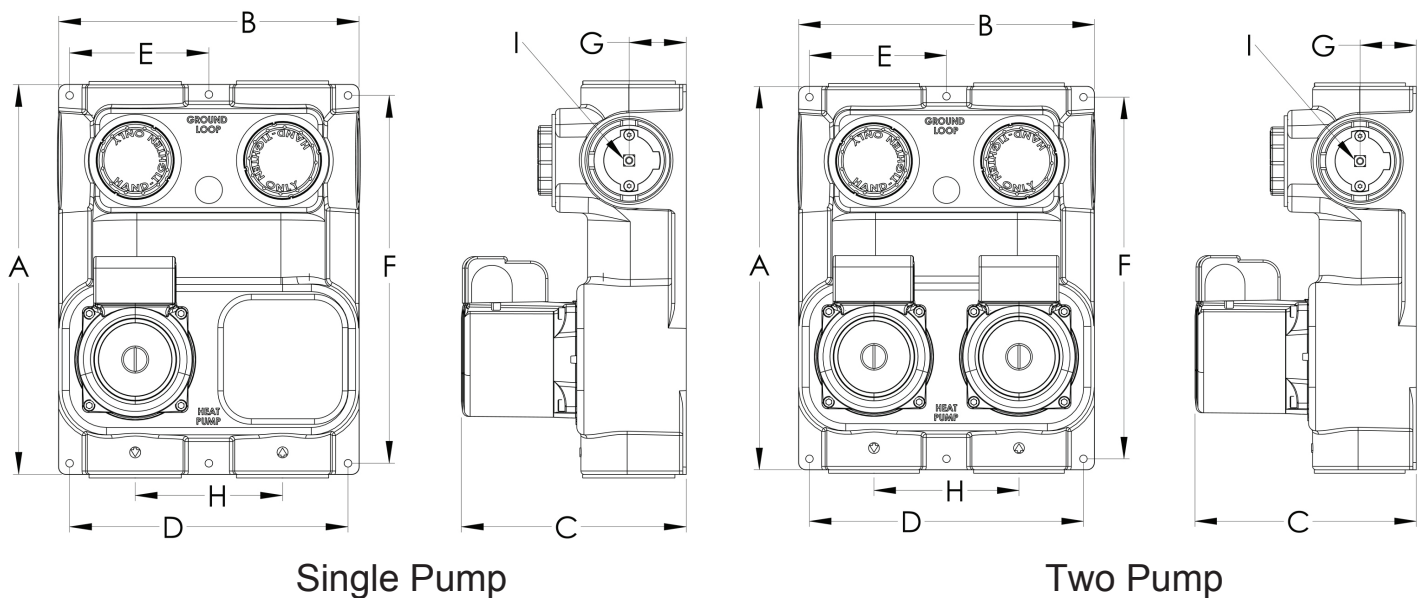


Curves are manufacturer's reported averages using water at 68°F [20°C]

Pump Power Curves



Dimensional Data Brass Valve 1 & 2 Pump Foam Insulated Flow Centers



	A	B	C	D	E	F	G	H	I	J	WEIGHT	
Inches	13 1/4	10 3/16	7 5/8	9 7/16	4 3/4	12 1/2	2	5	3/8" DRIVE SOCKET	5	LBS	KG
CM	33.66	25.88	19.37	23.97	12.07	31.75	5.08	12.7		12.7	1 pump 24 2 pump 29	11 13

Fluid connections are 1" FloLink (Double O-Ring).
Single pump model can be field upgraded to a double pump model
by replacing the blank plate with a pump motor.



CLIMATEMASTER
Geothermal Heat Pump Systems

7300 S.W. 44th Street
Oklahoma City, OK 73179

Phone: 405-745-6000

Fax: 405-745-6058

www.climatemaster.com | cmdealernet.com