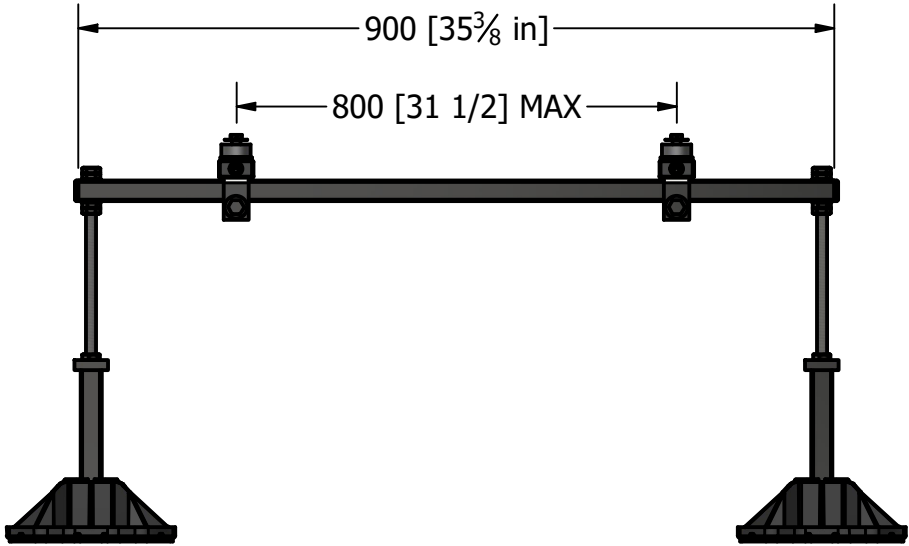
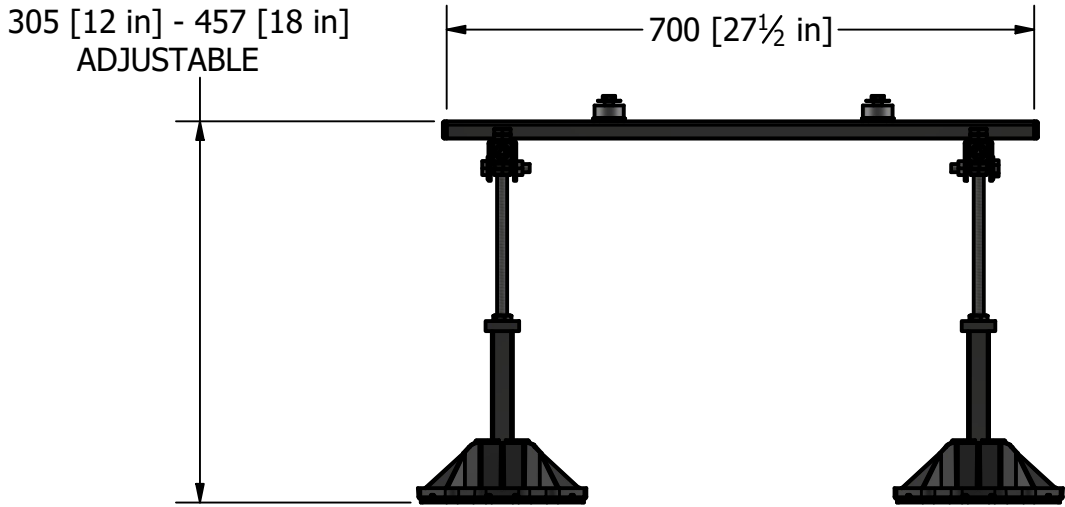
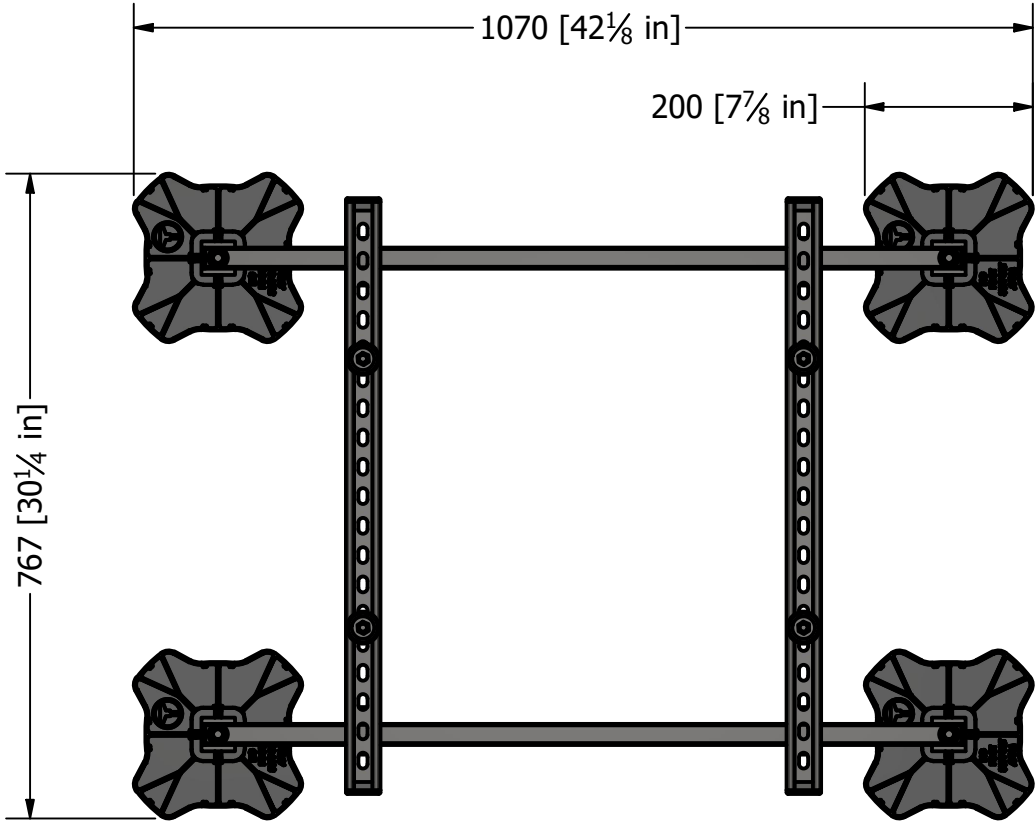
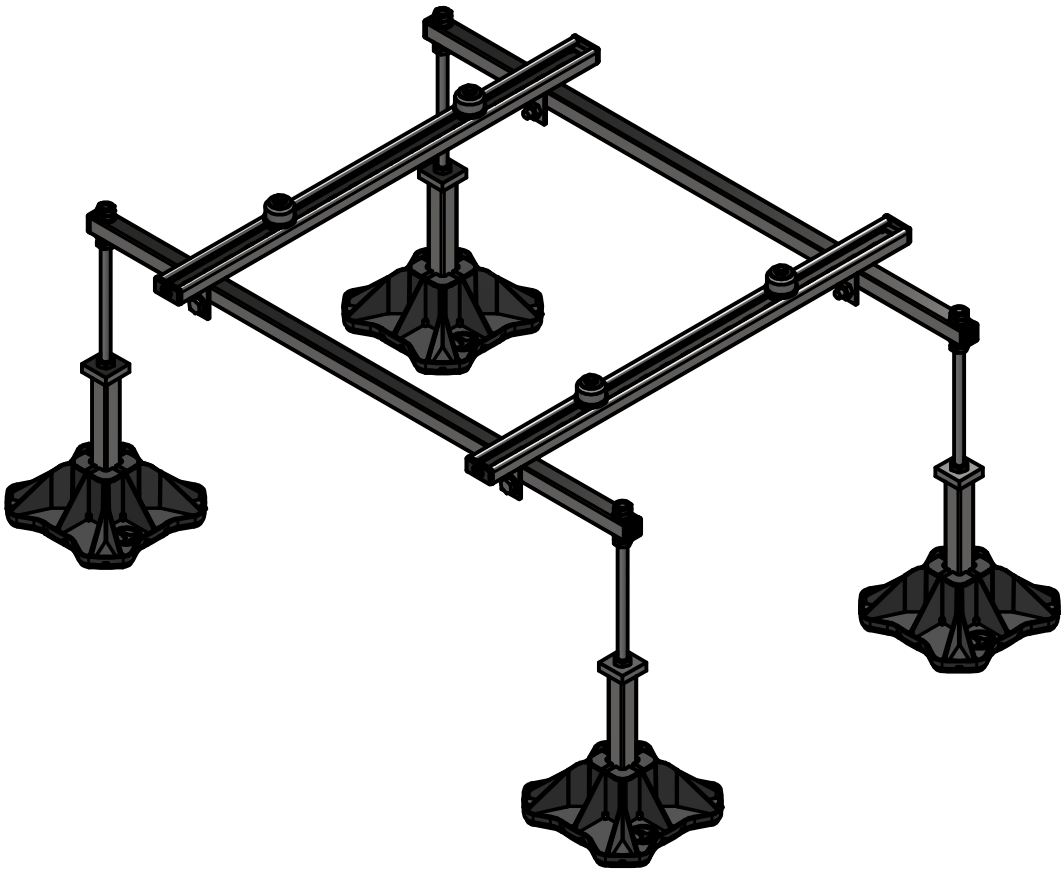


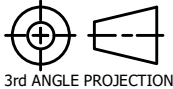
PROJECT REF:	
UNIT REF:	
FOOT PRESSURE:	
UDL:	

Material grade: BS EN 10219-1:2006 (S235JR). Welding standard: BS EN ISO 15614-1: 2016. Galvanizing standard: BS EN ISO 1461:2009
Reference specification document "Custom Fabrication Specification" (BF-SPEC-050411) for further information
Reference specification document "Big Foot Systems Steel Specification (BF-SPEC-230610) for further information



Installation and application considerations should include health, safety and environmental needs, regulations and standards, codes of practice, climate conditions, installation location, product orientation, evaluation of the roof structure, composition, surface and condition, ancillary and complimentary products and materials. Big Foot Systems recommend that all rooftop products are handled and installed by suitably qualified persons. All scheme designs are based on the use of Big Foot Systems' products and materials only. Terms and conditions available on request

REV A	DATE:	22/07/2023
	DRAWN:	E.OLUWAROUNKE
	CHECKED:	S.BIRCH



3rd ANGLE PROJECTION

SCALE: 1 : 10
DIMENSIONS IN mm U.O.S
TOLERANCES: 0.0 ± 0.5mm U.O.S
SHEET 1 OF 2

A3

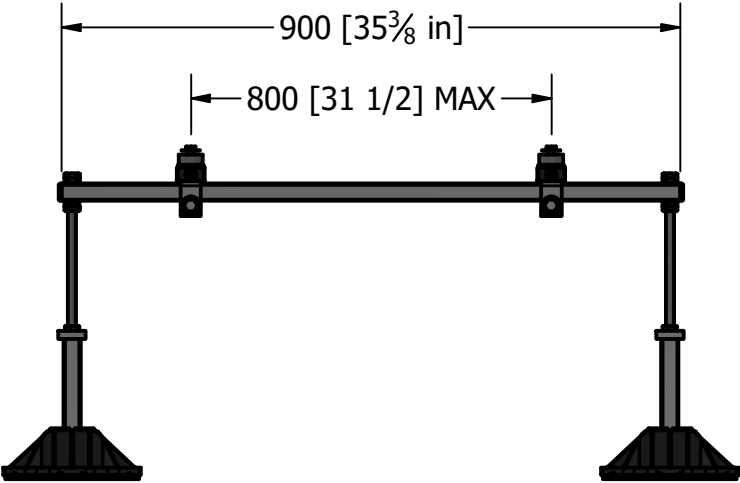
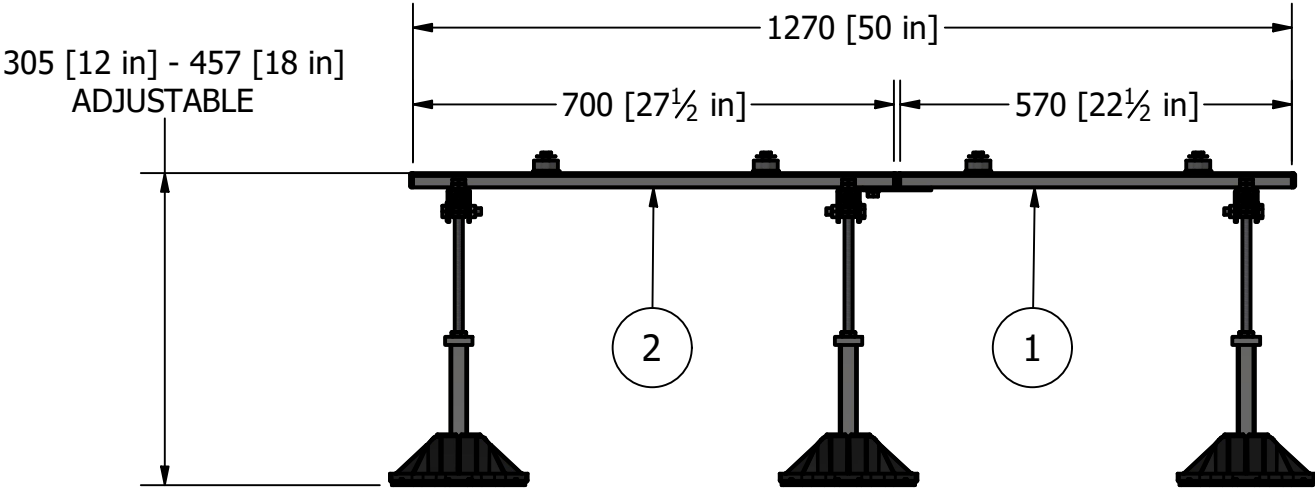
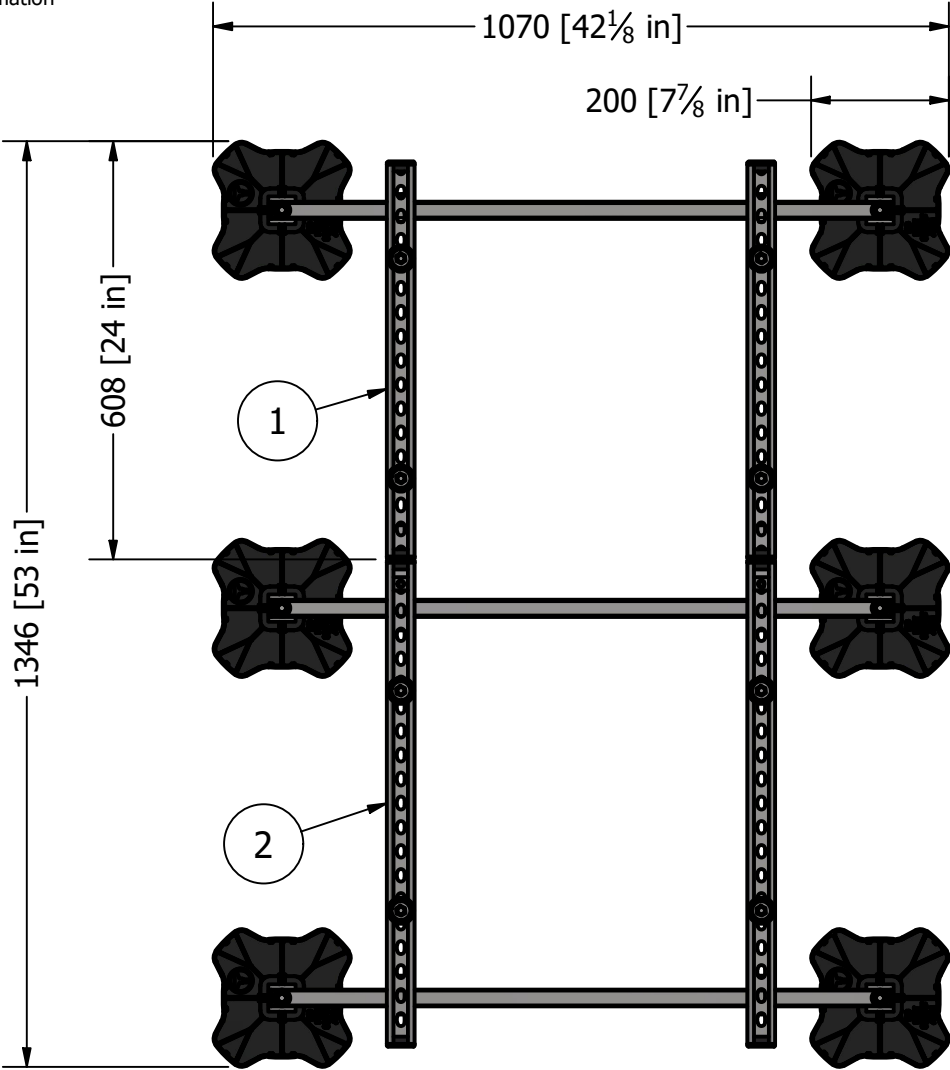
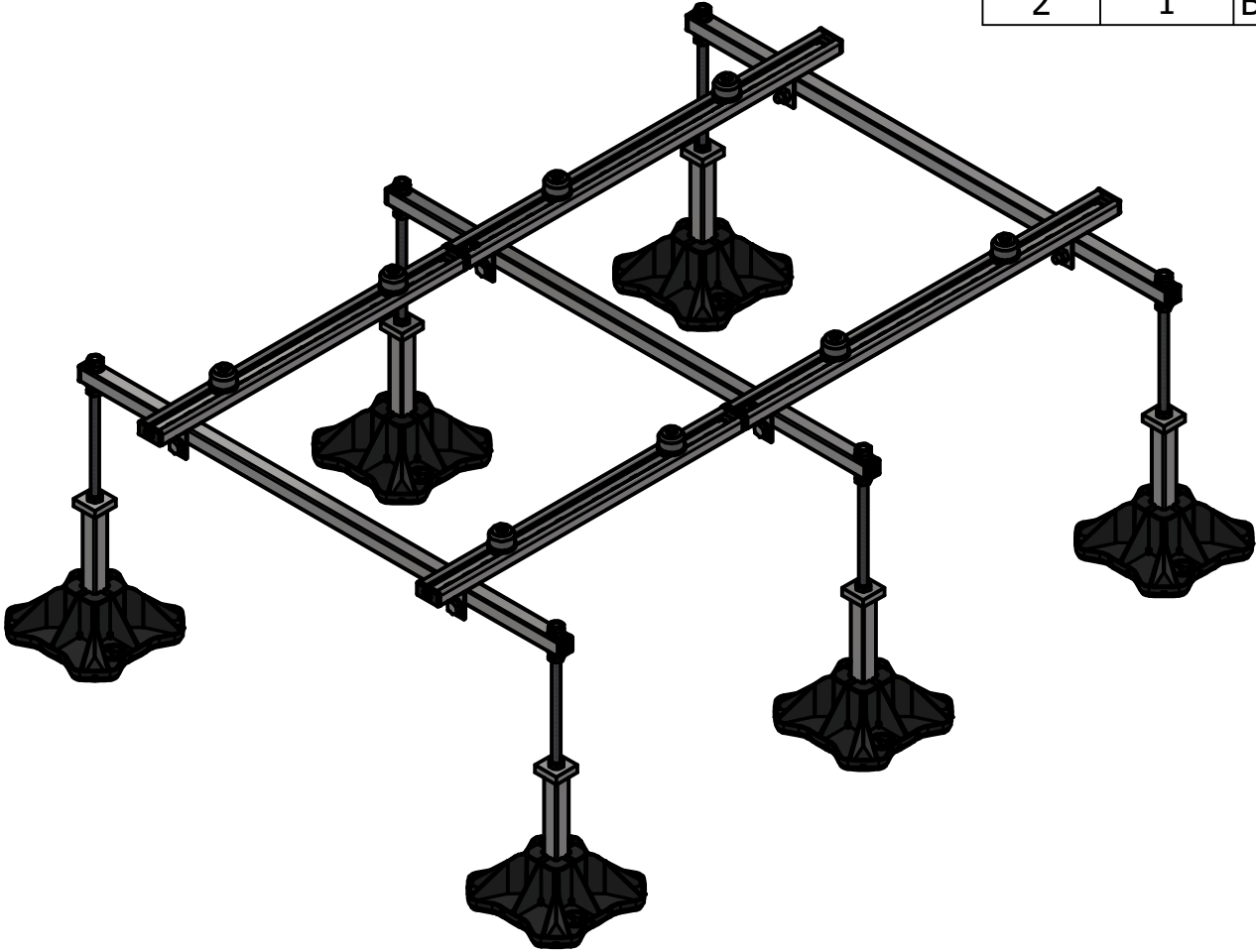
TITLE: BN8100 - MINI FRAME
DWG No. BN8100 + BN8101.dwg
THIS DRAWING IS COPYRIGHT AND THE PROPERTY OF BIG FOOT SYSTEMS LIMITED



PROJECT REF:	
UNIT REF:	
FOOT PRESSURE:	
UDL:	

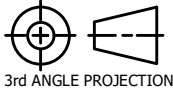
Material grade: BS EN 10219-1:2006 (S235JR). Welding standard: BS EN ISO 15614-1: 2016. Galvanizing standard: BS EN ISO 1461:2009
Reference specification document "Custom Fabrication Specification" (BF-SPEC-050411) for further information
Reference specification document "Big Foot Systems Steel Specification (BF-SPEC-230610) for further information

PARTS LIST			
ITEM	QTY	PART NUMBER	DESCRIPTION
1	1	BN8101	MINI EXTENDER
2	1	BN8100	MINI FRAME



Installation and application considerations should include health, safety and environmental needs, regulations and standards, codes of practice, climate conditions, installation location, product orientation, evaluation of the roof structure, composition, surface and condition, ancillary and complimentary products and materials. Big Foot Systems recommend that all rooftop products are handled and installed by suitably qualified persons. All scheme designs are based on the use of Big Foot Systems' products and materials only. Terms and conditions available on request

REV A	DATE:	22/07/2023
	DRAWN:	E.OLUWAROUNKE
	CHECKED:	S.BIRCH



SCALE: 1 : 10
DIMENSIONS IN mm U.O.S
TOLERANCES: 0.0 ± 0.5mm U.O.S
SHEET 2 OF 2

A3

TITLE:
BN8100 + BN8101 - MINI FRAME & EXT
DWG No.
BN8100 + BN8101.dwg

THIS DRAWING IS COPYRIGHT AND
THE PROPERTY OF BIG FOOT SYSTEMS LIMITED

