

TECHNICAL SPECIFICATIONS

C6 Indoor Coils

MODEL IDENTIFICATION CODE

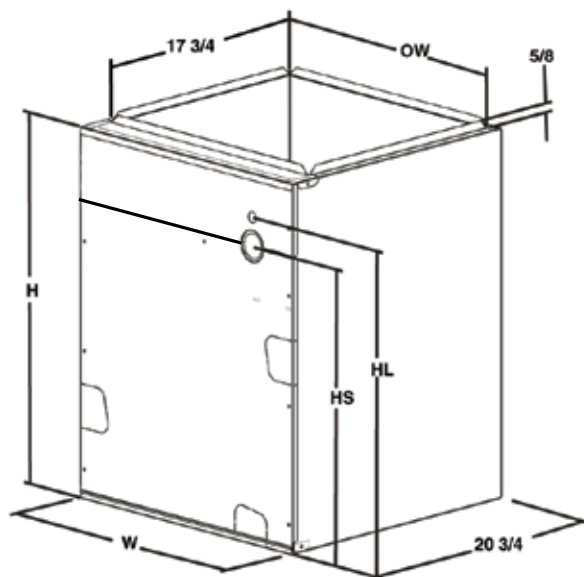
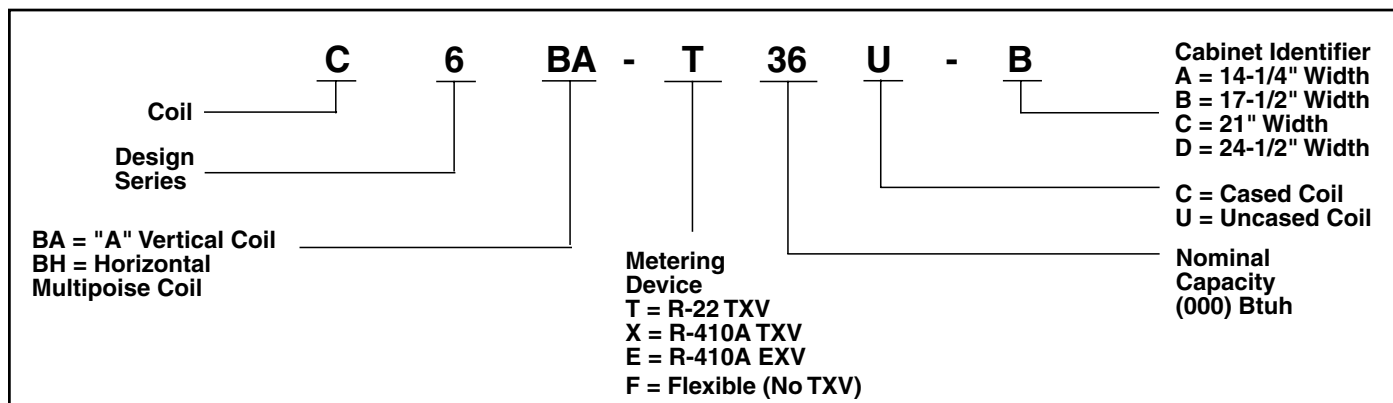


Figure 1. Cased Coil Wrapper

C6 CASED COIL WRAPPERS (SEE FIGURE 1)

SKU	Cabinet Identifier	Overall Width	Overall Height	Liquid Line Height	Suction Line Height	Opening Width
		W	H	HL	HS	OW
920256	A	14 1/4"	20 3/4"	17 1/2"	15 1/2"	12 7/8"
920257	A	14 1/4"	26 3/4"	23 1/2"	21 1/2"	12 7/8"
920258	B	17 1/2"	20 3/4"	17 1/2"	15 1/2"	16 1/8"
920259	B	17 1/2"	26 3/4"	23 1/2"	21 1/2"	16 1/8"
920260	C	21"	26 3/4"	23 1/2"	21 1/2"	19 5/8"
920261	C	21"	30 1/4"	27"	25"	19 5/8"
920262	D	24 1/2"	30 1/4"	27"	25"	23 1/8"

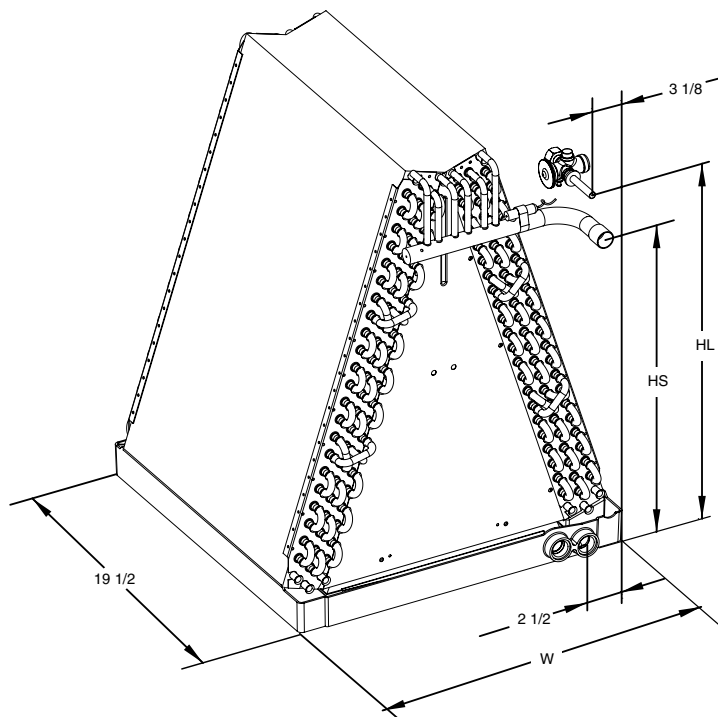


Figure 2. Uncased coil

C6 FLEXIBLE UNCASSED COIL DATA (SEE FIGURE 2)

Coil Model C6BA	F24-A	F36-A	F24-B	F36-B	F42-B	F48-C	F60-C	F48-D	F60-D
Face Area (ft ²)	4.18	4.18	4.18	4.18	5.58	5.58	6.42	5.58	6.42
Rows	3	3	3	3	3	3	3	3	3
Fins per inch	14	14	14	14	14	14	14	14	14
W - Width (in.)	12 3/4	12 3/4	16	16	16	19 1/2	19 1/2	23	23
H - Height (in.)	19	19	19	19	24 3/4	23 3/4	28 3/4	24	28 1/4
HL - Height of Liquid Line (in.)	17 1/2	17 1/2	17 1/2	17 1/2	23 1/2	23 1/2	27	27	27
HS - Height of Suction Line (in.)	15 1/2	15 1/2	15 1/2	15 1/2	21 1/2	21 1/2	25	25	25
Connection - Liquid Line	3/8	3/8	3/8	3/8	3/8	3/8	3/8	3/8	3/8
Connection - Suction Line	3/4	3/4	3/4	3/4	7/8	7/8	7/8	7/8	7/8
Horizontal Drain Kit	920265	920265	920265	920265	920266	920266	920267	920266	920267

C6 TXV INSTALLED UNCASSED COIL DATA (SEE FIGURE 2)

Coil Model C6BA, C6BH	T24-A X24-A	T30-A X30-A	X35-A	T24-B X24-B	X26-B	T30-B X30-B	X35-B	T36-B X36-B	T42-B X42-B	X47-B	X30-C	T36-C X36-C	X37-C	T42-C X42-C	X47-C	T48-C X48-C	T60-C X60-C	T42-D X42-D	T48-D X48-D	T60-D X60-D
Face Area (ft ²)	4.18	4.18	4.18	4.18	5.58	4.18	4.18	5.58	5.58	5.58	4.18	5.58	6.42	5.58	5.58	6.42	6.42	5.58	6.42	6.42
Rows	3	3	3	3	3	3	3	3	3	3	3	3	3	3	3	3	3	3	3	3
Fins per inch	14	14	14	14	14	14	14	14	14	14	14	14	14	14	14	14	14	14	14	14
Metering Device	TXV	TXV	TXV	TXV	TXV	TXV	TXV	TXV	TXV	TXV	TXV	TXV	TXV	TXV	TXV	TXV	TXV	TXV	TXV	TXV
Nominal Airflow (CFM)	800	1,000	1,000	800	1,200	1,000	1,200	1,200	1,400	1,200	1,000	1,200	1,200	1,400	1,400	1,600	2,000	1,400	1,600	2,000
Pressure drop at nom airflow (in. wc)	0.12	0.30	0.30	0.12	0.21	0.15	0.21	0.21	0.30	0.30	0.16	0.21	0.17	0.30	0.30	0.30	0.30	0.30	0.30	0.30
W - Width (in.)	12 3/4	12 3/4	12 3/4	16	16	16	16	16	16	16	19 1/2	19 1/2	19 1/2	19 1/2	19 1/2	19 1/2	19 1/2	23	23	23
H - Height (in.)	19	19	19	19	24 3/4	19	19	24 3/4	24 3/4	24 3/4	23 3/4	23 3/4	28 3/4	23 3/4	23 3/4	28 3/4	28 3/4	24	28 1/4	28 1/4
HL - Height of Liquid Line (in.)	17 1/2	17 1/2	17 1/2	17 1/2	23 1/2	17 1/2	17 1/2	23 1/2	23 1/2	23 1/2	23 1/2	23 1/2	27	23 1/2	23 1/2	27	27	27	27	27
HS - Height of Suction Line (in.)	15 1/2	15 1/2	15 1/2	15 1/2	21 1/2	15 1/2	15 1/2	21 1/2	21 1/2	21 1/2	21 1/2	21 1/2	25	21 1/2	21 1/2	25	25	25	25	25
Connection - Liquid Line	3/8	3/8	3/8	3/8	3/8	3/8	3/8	3/8	3/8	3/8	3/8	3/8	3/8	3/8	3/8	3/8	3/8	3/8	3/8	3/8
Connection - Suction Line	3/4	3/4	3/4	3/4	3/4	3/4	3/4	7/8	7/8	7/8	3/4	7/8	7/8	7/8	7/8	7/8	7/8	7/8	7/8	7/8
Horizontal Drain Kit	920265	920265	920265	920265	920266	920265	920265	920266	920266	920266	920266	920266	920267	920266	920266	920267	920267	920266	920267	920267

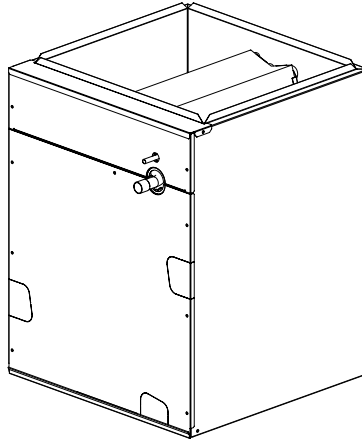


Figure 3. Cased Coil

C6 FLEXIBLE CASDED COIL DIMENSIONS WITH ANTEATER COIL TECHNOLOGY (SEE FIGURES 3 - 6) MANUFACTURED AFTER OCTOBER 2010

Cabinet Identifier			Overall		Top Opening	Bottom Opening	Horizontal Drain Pan Extension	Line Set	
			W	H	OW	B (Fig 6)	C (Fig 4&5)	HL	HS
C6BA-F	24, 36	A	14 1/4	26 3/4	12 7/8	6 5/8	5 3/4	23 1/2	21 1/2
C6BA-F	24, 36	B	17 1/2	26 3/4	16 1/8	8 3/8	5 3/4	23 1/2	21 1/2
C6BA-F	42	B	17 1/2	26 3/4	16 1/8	8 3/8	5 3/4	23 1/2	21 1/2
C6BA-F	48	C	21	26 3/4	19 5/8	11 7/8	2 3/4	23 1/2	21 1/2
C6BA-F	60	C	21	30 1/4	19 5/8	11 7/8	3 1/4	27	25
C6BA-F	48, 60	D	24 1/2	30 1/4	23 1/8	15 3/8	3 1/4	27	25

C6 FLEXIBLE CASDED COIL DIMENSIONS WITH STANDARD COPPER (SEE FIGURES 3 - 6) MANUFACTURED PRIOR TO OCTOBER 2010

Cabinet Identifier			Overall		Top Opening	Bottom Opening	Horizontal Drain Pan Extension	Line Set	
			W	H	OW	B (Fig 6)	C (Fig 4&5)	HL	HS
C6BA-F	24, 36	A	14 1/4	20 3/4	12 7/8	6 5/8	5 3/4	17 1/2	15 1/2
C6BA-F	24, 36	B	17 1/2	20 3/4	16 1/8	8 3/8	5 3/4	17 1/2	15 1/2
C6BA-F	42	B	17 1/2	26 3/4	16 1/8	8 3/8	5 3/4	23 1/2	21 1/2
C6BA-F	48	C	21	26 3/4	19 5/8	11 7/8	2 3/4	23 1/2	21 1/2
C6BA-F	60	C	21	30 1/4	19 5/8	11 7/8	3 1/4	27	25
C6BA-F	48, 60	D	24 1/2	30 1/4	23 1/8	15 3/8	3 1/4	27	25

C6 TXV INSTALLED CASDED COIL DIMENSIONS (SEE FIGURES 3 - 6)

Cabinet Identifier			Overall		Top Opening	Bottom Opening	Horizontal Drain Pan Extension	Line Set	
			W	H	OW	B (Fig 6)	C (Fig 4&5)	HL	HS
C6BA-(T,X)	*24, *30, *35	A	14 1/4	20 3/4	12 7/8	6 5/8	5 3/4	17 1/2	15 1/2
C6BH-(T,X)	*24, *30, *35	A	14 1/4	26 3/4	12 7/8	6 5/8	-	23 1/2	21 1/2
C6BA-(T,X)	*24, *30, *35	B	17 1/2	20 3/4	16 1/8	8 3/8	5 3/4	17 1/2	15 1/2
C6BA-(T,X)	*26, *36, *42	B	17 1/2	26 3/4	16 1/8	8 3/8	5 3/4	23 1/2	21 1/2
C6BH-(T,X)	*24, *30, *35	B	17 1/2	26 3/4	16 1/8	8 3/8	2 3/4	23 1/2	21 1/2
C6BH-(T,X)	*26, *36, *42	B	17 1/2	26 3/4	16 1/8	8 3/8	2 3/4	23 1/2	21 1/2
C6BA-(T,X)	*30, *36, *42	C	21	26 3/4	19 5/8	11 7/8	2 3/4	23 1/2	21 1/2
C6BH-(T,X)	*30, *36, *42	C	21	26 3/4	19 5/8	11 7/8	2 3/4	23 1/2	21 1/2
C6BA-(T,X)	*37 *48, *60	C	21	30 1/4	19 5/8	11 7/8	3 1/4	27	25
C6BH-(T,X)	*37 *48, *60	C	21	30 1/4	19 5/8	11 7/8	3 1/4	27	25
C6BA-(T,X)	*42, *48, *60	D	24 1/2	30 1/4	23 1/8	15 3/8	3 1/4	27	25
C6BH-(T,X)	*42, *48, *60	D	24 1/2	30 1/4	23 1/8	15 3/8	3 1/4	27	25

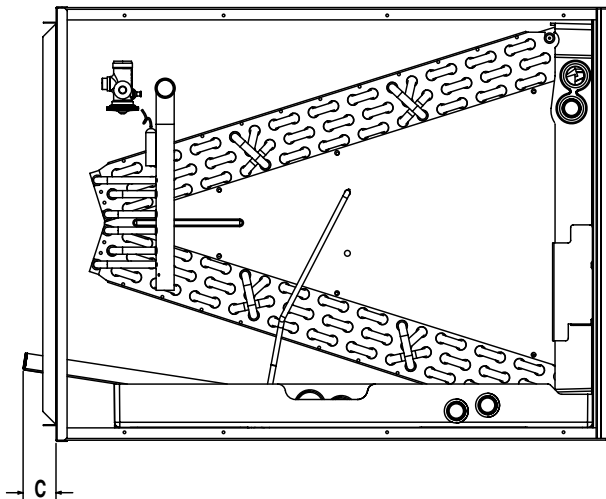


Figure 4. C6 Horizontal Left Configuration with Drain Pan Extension

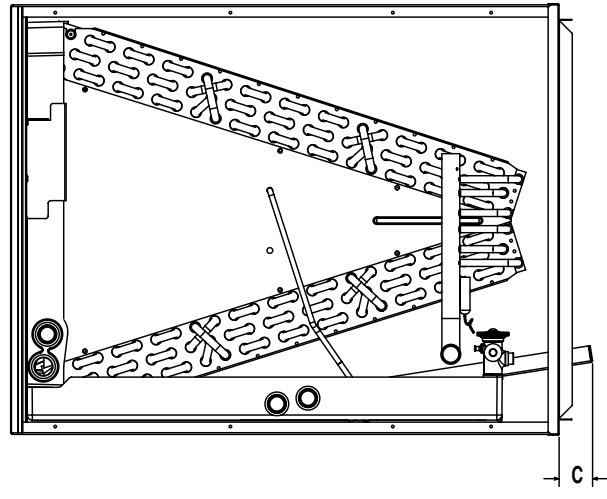


Figure 5. C6 Horizontal Right Configuration with Drain Pan Extension

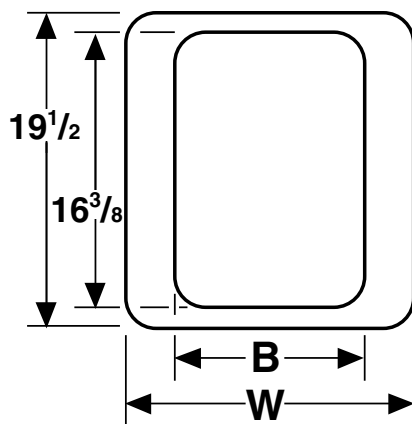


Figure 6. Drain Pan Dimensions

DRAIN PAN—BOTTOM VIEW (SEE FIGURE 6)

Dimension	A Cabinet	B Cabinet	C Cabinet	D Cabinet
W	12 3/4	16	19 1/2	23
B	6 5/8	9 7/8	12 3/8	16 7/8

TXV Kits

920662A	R-22 2.0T
920663A	R-22 2.5T
920664A	R-22 3.0T
920665A	R-22 3.5T
920666A	R-22 4.0T
920667A	R-22 5.0T
920668A	R-410a 2.0T
920669A	R-410a 2.5T
920670A	R-410a 3.0T
920671A	R-410a 3.5T
920672A	R-410a 4.0T
920673A	R-410a 5.0T

CROSS REFERENCE: FACTORY INSTALLED TXV COIL VS. FLEX COIL PLUS TXV KITS

Current SKU #	Current Model #	Refrigerant	Flex Coil Model #	TXV Kit SKU #	Horizontal Drain Kit
920003	C6BA-T24C-A	R-22	C6BA-F24U-A*	920662A	
920004	C6BA-T24U-A	R-22	C6BA-F24U-A	920662A	
920005	C6BH-T24C-A	R-22	C6BA-F24C-A	920662A	920266
920012	C6BA-T24C-B	R-22	C6BA-F24U-B*	920662A	
920013	C6BA-T24U-B	R-22	C6BA-F24U-B	920662A	
920014	C6BH-T24C-B	R-22	C6BA-F24C-B	920662A	920266
920021	C6BA-T30C-A	R-22	C6BA-F36U-A*	920663A	
920022	C6BA-T30U-A	R-22	C6BA-F36U-A	920663A	
920023	C6BH-T30C-A	R-22	C6BA-F36C-A	920663A	920266
920030	C6BA-T30C-B	R-22	C6BA-F36U-B*	920663A	
920031	C6BA-T30U-B	R-22	C6BA-F36U-B	920663A	
920032	C6BH-T30C-B	R-22	C6BA-F36C-B	920663A	920266
920051	C6BA-T36C-B	R-22	C6BA-F42C-B	920664A	
920052	C6BA-T36U-B	R-22	C6BA-F42U-B	920664A	
920053	C6BH-T36C-B	R-22	C6BA-F42C-B	920664A	920266
920183	C6BA-T36C-C	R-22	C6BA-F48C-C	920664A	
920184	C6BA-T36U-C	R-22	C6BA-F48U-C	920664A	
920185	C6BH-T36C-C	R-22	C6BA-F48C-C	920664A	920266
920060	C6BA-T42C-B	R-22	C6BA-F42C-B	920665A	
920061	C6BA-T42U-B	R-22	C6BA-F42U-B	920665A	
920062	C6BH-T42C-B	R-22	C6BA-F42C-B	920665A	920266
920069	C6BA-T42C-C	R-22	C6BA-F48C-C	920665A	
920070	C6BA-T42U-C	R-22	C6BA-F48U-C	920665A	
920071	C6BH-T42C-C	R-22	C6BA-F48C-C	920665A	920266
920189	C6BA-T42C-D	R-22	C6BA-F48C-D	920665A	
920190	C6BA-T42U-D	R-22	C6BA-F48U-D	920665A	
920191	C6BH-T42C-D	R-22	C6BA-F48C-D	920665A	920267
920078	C6BA-T48C-C	R-22	C6BA-F60C-C	920666A	
920079	C6BA-T48U-C	R-22	C6BA-F60U-C	920666A	
920080	C6BH-T48C-C	R-22	C6BA-F60C-C	920666A	920267
920087	C6BA-T48C-D	R-22	C6BA-F60C-D	920666A	
920088	C6BA-T48U-D	R-22	C6BA-F60U-D	920666A	
920089	C6BH-T48C-D	R-22	C6BA-F60C-D	920666A	920267
920096	C6BA-T60C-C	R-22	C6BA-F60C-C	920667A	
920097	C6BA-T60U-C	R-22	C6BA-F60U-C	920667A	
920098	C6BH-T60C-C	R-22	C6BA-F60C-C	920667A	920267
920105	C6BA-T60C-D	R-22	C6BA-F60C-D	920667A	
920106	C6BA-T60U-D	R-22	C6BA-F60U-D	920667A	
920107	C6BH-T60C-D	R-22	C6BA-F60C-D	920667A	920267

* Requires the addition of a C6 cased wrapper.

CROSS REFERENCE FACTORY INSTALLED TXV VS. FLEX COIL KIT (CONTINUED)

Current SKU #	Current Model #	Refrigerant	Flex Coil Model #	TXV Kit SKU #	Horizontal Drain Kit
920006	C6BA-X24C-A	R-410A	C6BA-F24U-A*	920668A	
920007	C6BA-X24U-A	R-410A	C6BA-F24U-A	920668A	
920008	C6BH-X24C-A	R-410A	C6BA-F24C-A	920668A	920266
920015	C6BA-X24C-B	R-410A	C6BA-F24U-B*	920668A	
920016	C6BA-X24U-B	R-410A	C6BA-F24U-B	920668A	
920017	C6BH-X24C-B	R-410A	C6BA-F24C-B	920668A	920266
920341	C6BA-X26C-B	R-410A	C6BA-F42C-B	920668A	
920342	C6BA-X26U-B	R-410A	C6BA-F42U-B	920668A	
920343	C6BH-X26C-B	R-410A	C6BA-F42C-B	920668A	920266
920024	C6BA-X30C-A	R-410A	C6BA-F36U-A*	920669A	
920025	C6BA-X30U-A	R-410A	C6BA-F36U-A	920669A	
920026	C6BH-X30C-A	R-410A	C6BA-F36C-A	920669A	920266
920033	C6BA-X30C-B	R-410A	C6BA-F36U-B*	920669A	
920034	C6BA-X30U-B	R-410A	C6BA-F36U-B	920669A	
920035	C6BH-X30C-B	R-410A	C6BA-F36C-B	920669A	920266
920036	C6BA-X35C-A	R-410A	C6BA-F36U-A*	920670A	
920037	C6BA-X35U-A	R-410A	C6BA-F36U-A	920670A	
920038	C6BH-X35C-A	R-410A	C6BA-F36C-A	920670A	920266
920045	C6BA-X35C-B	R-410A	C6BA-F36U-B*	920670A	
920046	C6BA-X35U-B	R-410A	C6BA-F36U-B	920670A	
920047	C6BH-X35C-B	R-410A	C6BA-F36C-B	920670A	920266
920054	C6BA-X36C-B	R-410A	C6BA-F42C-B	920670A	
920055	C6BA-X36U-B	R-410A	C6BA-F42U-B	920670A	
920056	C6BH-X36C-B	R-410A	C6BA-F42C-B	920670A	920266
920186	C6BA-X36C-C	R-410A	C6BA-F48C-C	920670A	
920187	C6BA-X36U-C	R-410A	C6BA-F48U-C	920670A	
920188	C6BH-X36C-C	R-410A	C6BA-F48C-C	920670A	920266
920884	C6BA-X37U-C	R-410A	C6BA-F60U-C	920670A	
920885	C6BA-X37C-C	R-410A	C6BA-F60C-C	920670A	
920886	C6BH-X37C-C	R-410A	C6BA-F60C-C	920670A	920267
920063	C6BA-X42C-B	R-410A	C6BA-F42C-B	920671A	
920064	C6BA-X42U-B	R-410A	C6BA-F42U-B	920671A	
920065	C6BH-X42C-B	R-410A	C6BA-F42C-B	920671A	920266
920072	C6BA-X42C-C	R-410A	C6BA-F48C-C	920671A	
920073	C6BA-X42U-C	R-410A	C6BA-F48U-C	920671A	
920074	C6BH-X42C-C	R-410A	C6BA-F48C-C	920671A	920266

* Requires the addition of a C6 cased wrapper.

CROSS REFERENCE FACTORY INSTALLED TXV VS. FLEX COIL KIT (CONTINUED)

Current SKU #	Current Model #	Refrigerant	Flex Coil Model #	TXV Kit SKU #	Horizontal Drain Kit
920192	C6BA-X42C-D	R-410A	C6BA-F48C-D	920671A	
920193	C6BA-X42U-D	R-410A	C6BA-F48U-D	920671A	
920194	C6BH-X42C-D	R-410A	C6BA-F48C-D	920671A	920267
920457	C6BA-X47C-B	R-410A	C6BA-F42C-B	920672A	
920458	C6BA-X47U-B	R-410A	C6BA-F42U-B	920672A	
920459	C6BH-X47C-B	R-410A	C6BA-F42C-B	920672A	920266
920460	C6BA-X47C-C	R-410A	C6BA-F48C-C	920672A	
920461	C6BA-X47U-C	R-410A	C6BA-F48U-C	920672A	
920462	C6BH-X47C-C	R-410A	C6BA-F48C-C	920672A	920266
920081	C6BA-X48C-C	R-410A	C6BA-F60C-C	920672A	
920082	C6BA-X48U-C	R-410A	C6BA-F60U-C	920672A	
920083	C6BH-X48C-C	R-410A	C6BA-F60C-C	920672A	920267
920090	C6BA-X48C-D	R-410A	C6BA-F60C-D	920672A	
920091	C6BA-X48U-D	R-410A	C6BA-F60U-D	920672A	
920092	C6BH-X48C-D	R-410A	C6BA-F60C-D	920672A	920267
920099	C6BA-X60C-C	R-410A	C6BA-F60C-C	920673A	
920100	C6BA-X60U-C	R-410A	C6BA-F60U-C	920673A	
920101	C6BH-X60C-C	R-410A	C6BA-F60C-C	920673A	920267
920108	C6BA-X60C-D	R-410A	C6BA-F60C-D	920673A	
920109	C6BA-X60U-D	R-410A	C6BA-F60U-D	920673A	
920110	C6BH-X60C-D	R-410A	C6BA-F60C-D	920673A	920267



715C-0413 (Replaces 715C-0711)

Specifications and illustrations subject to change without notice and without incurring obligations. Printed in U.S.A (04/2013)