

TECHNICAL SPECIFICATIONS

G7S (A and K Series)

Single Stage Upflow/Horizontal and Downflow Gas Furnaces

Induced Draft - 80+ AFUE
Input 45,000 - 126,000 Btuh

The gas furnace may be installed free standing in a utility room, basement, or enclosed in an alcove or closet. The rounded corner jacket provides a pleasing "appliance appearance." Design certified by CSA for application in Canada and the United States.



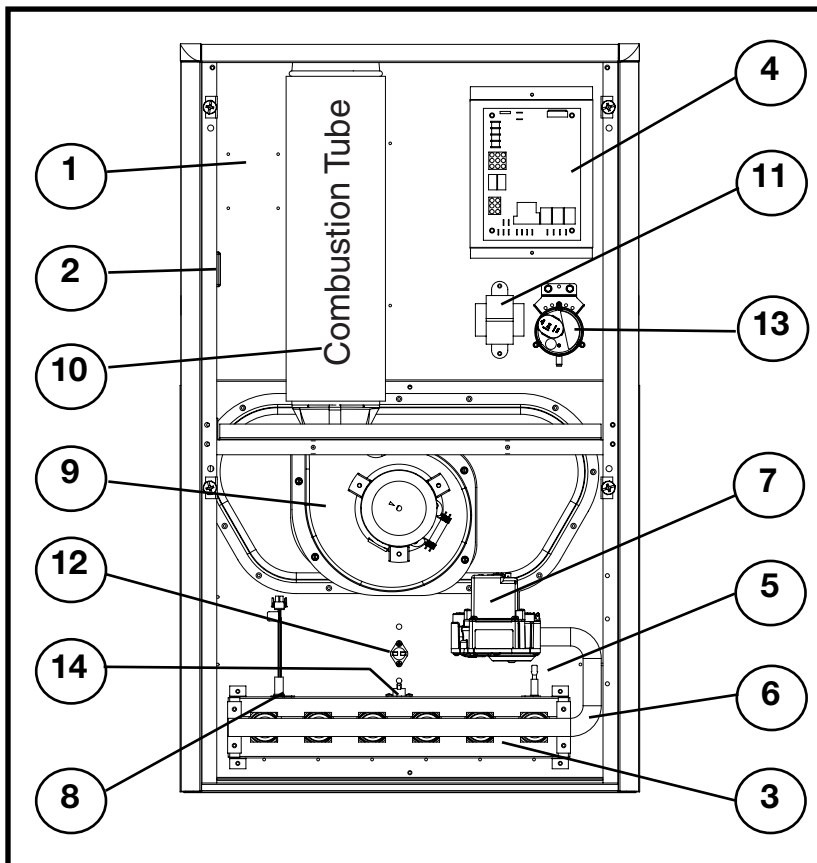
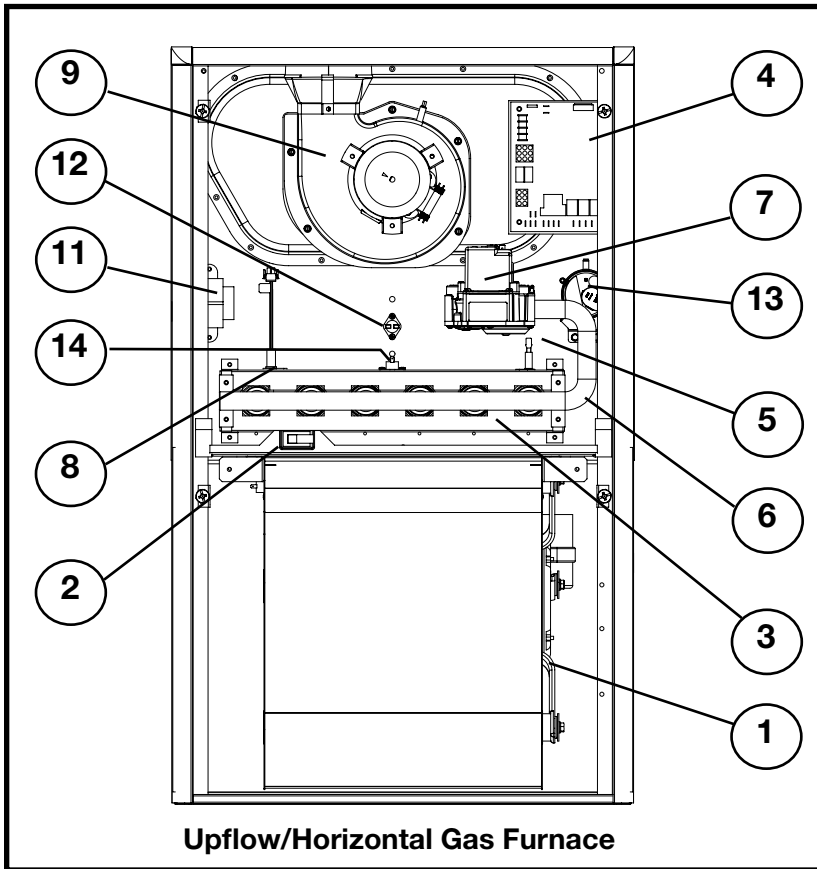
This furnace series is approved and certified by the SCAQM and the SJVAPC Districts in the state of California under each Districts' Mitigation Fee Plan for shipment into and sales in both districts.

For California installations in SCAQMD only: This furnace does not meet the SCAQMD Rule 1111 NOx emission limit (14 ng/J), and thus is subject to a mitigation fee of up to \$450. This furnace is not eligible for the Clean Air Furnace Rebate Program: www.CleanAirFurnaceRebate.com.

FEATURES and BENEFITS

- **100% fired and tested:** All units and each component are tested on the manufacturing line.
- **Best packaging in the industry:** Unique corner post design assures product will arrive to the homeowner dent free.
- **Low Boy Height:** Easy to apply in low ceiling applications, works well with taller high SEER coils, easier to handle and install.
- **Tubular primary heat exchanger:** Heavy gauge aluminized steel heat exchanger assures a long life.
- **30 second blower delay at start-up:** Assures a warm duct temperature at furnace start-up. Adjustable blower off settings (60, 90, 120 and 180 seconds).
- **30 second post purge:** Increases life of heat exchanger.
- **Hot surface igniter:** Innovative application of a silicon nitride igniter. Utilizes proven Smartlite® technology.
- **Color coded wire harness:** Designed to fit the components, all with quick-connect fittings for ease of service and replacement.
- **High static blowers:** All models equipped with high static blowers.
- **60 second cooling cycle blower-off delay (TDR):** increases cooling performance when matched with a Nortek Global HVAC coil.
- **Flexible category I venting system:** May be vented with dedicated venting system or common vented with other category one appliances.
- **High efficiency blower kits:** Maximize efficiencies and provide better temperature control, humidity control and air distribution.
- **Multi-speed direct drive blower:** Energy-efficient, brushless DC (ECM). Designed to give a wide range of cooling capacities. Switches on PCB, provide ultra easy motor speed selection.
- **LP convertible:** Simple burner orifice and regulator spring change for ease of convertibility.
- **Diagnostic lights for easy troubleshooting without counting flashes:** Dedicated light for flame signal strength and 2 lights in combination to indicate all other fault codes with easy to recognize states without counting flashes.
- **Integrated control board:** Incorporates connections for electronic air cleaner and humidifier. Ergonomically located for ease of service.
- **Two piece door design:** Enhances furnace appearance and uses captured screws to prevent loosening door screws.
- **Blower Compartment:** Insulated for ultra quiet operation.
- **Furnace Air Leakage:** These furnaces comply with Energy Star cabinet air leakage requirement of less than or equal to 2%. Keep the conditioned air flowing to where it's needed.

GAS FURNACE COMPONENTS



1. Blower Assembly

2. Blower Door Switch

3. Burner Assembly

4. Control Board

5. Flame Sensor

6. Gas Manifold

7. Gas Valve

8. Igniter

9. Inducer

**10. Insulated Combustion Tube
(Downflow Models)**

11. Low Voltage Transformer

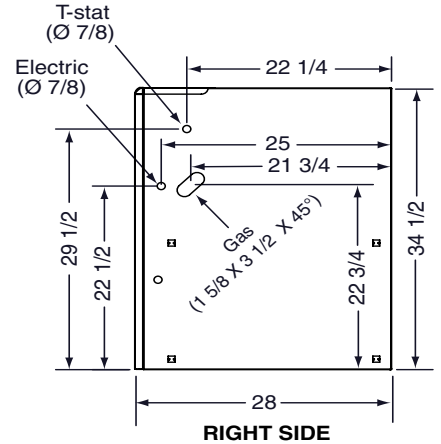
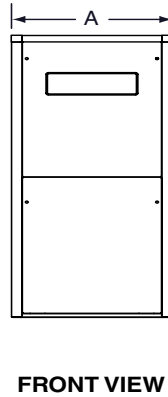
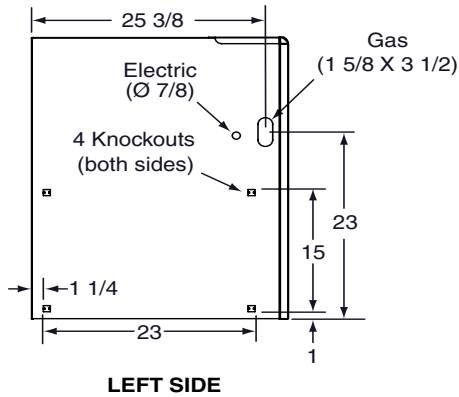
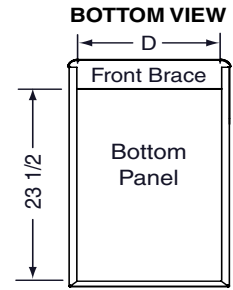
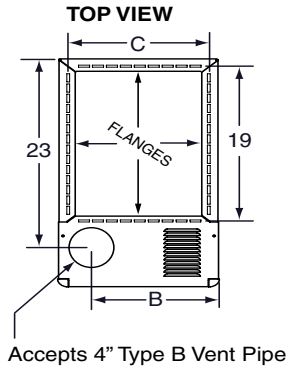
12. Main Air Limit Switch

13. Pressure Switch

14. Roll-Out Switch(s)

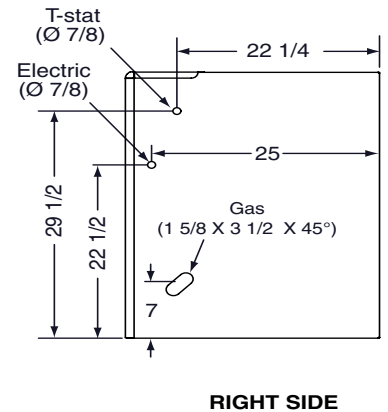
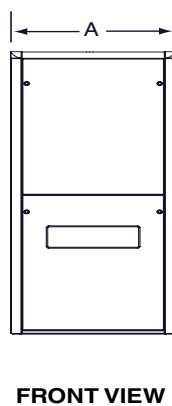
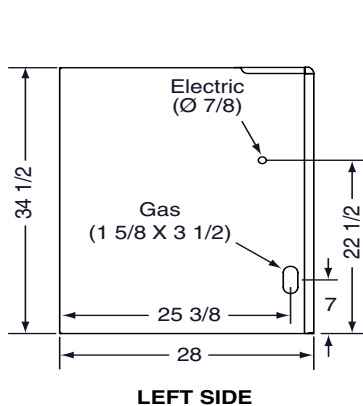
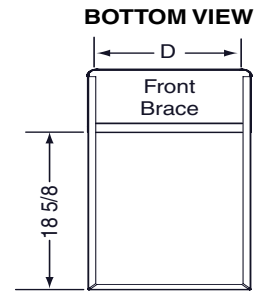
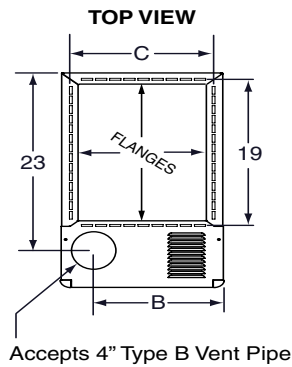
DIMENSIONS

*SA Model #s	Dimension "A"	Dimension "B"	Dimension "C"	Dimension "D"
045-23A	14 1/4	10 3/4	12 5/8	12 7/8
054-23A				
072-24B				
090-24B	17 1/2	11 3/4	15 7/8	16 1/8
072-35C				
090-35C				
108-35C	21	14	19 3/8	19 7/8
126-45D	24 1/2	15 1/4	22 7/8	23 1/8



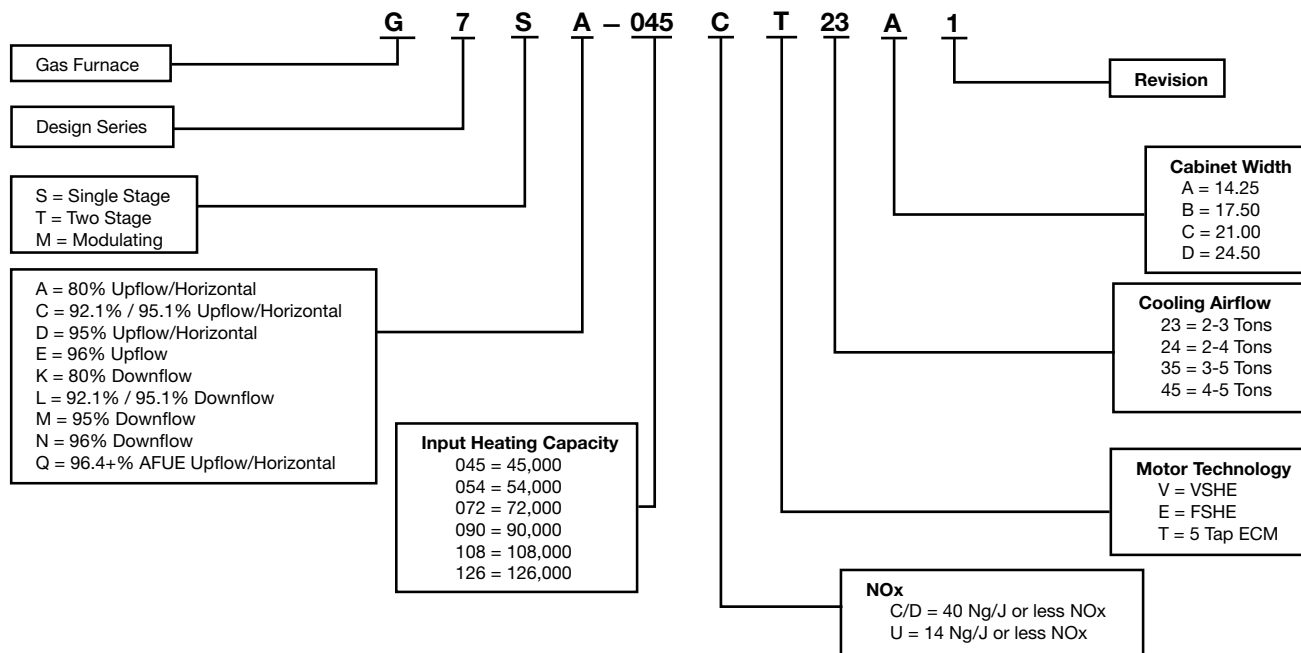
G7SA Single Stage Upflow/Horizontal Series

*SK Model #s	Dimension "A"	Dimension "B"	Dimension "C"	Dimension "D"
054-23A	14 1/4	10 3/4	12 5/8	12 7/8
072-24B	17 1/2	11 3/4	15 7/8	16 1/8
090-24B				
108-35C	21	14	19 3/8	19 7/8
126-45D	24 1/2	15 1/4	22 7/8	23 1/8



G7SK Single Stage Downflow Series

MODEL IDENTIFICATION CODE



SPECIFICATIONS

G7SA MODEL NUMBERS	-045-T23A1	-054-T23A1	-072-T24B1	-072-T35C1	-090-T24B1	-090-T35C1	-108-T35C1	-126-T45D1
Input - Btuh (a)	45,000	52,000	70,000	75,000	90,000	85000	108000	122000
Heating Capacity - Btuh	36,000	42,000	56,000	60,000	72,000	68000	86000	98000
AFUE	80.0	80.0	80.0	80.0	80.0	80	80	80
Motor H.P. - Speed - Type	1/2 - 5 - ECM	1/2 - 5 - ECM	3/4 - 5 - ECM	3/4 - 5 - ECM	3/4 - 5 - ECM	3/4-5-ECM	1/2-5-ECM	1/2-5-ECM
Motor FLA	6.4	6.4	8.8	8.8	8.8	8.8	11.5	11.5
Rated Ext. SP - In. W.C.	0.5	0.5	0.5	0.5	0.5	0.5	0.5	0.5
Temperature Rise Range - °F	30-60	30-60	30-60	35-65	35-65	35-65	35-65	40-70
Shipping Weights	95 lbs	95 lbs	110 lbs	115 lbs	115 lbs	134 lbs	136 lbs	147 lbs

G7SK MODEL NUMBERS	-054C-T23A1	-072-T24B1	-090-T24B1
Input - Btuh (a)	54,000	72,000	90,000
Heating Capacity - Btuh	43,000	58,000	72,000
AFUE	80.0	80.0	80.0
Motor H.P. - Speed - Type	1/2 - 5 - ECM	3/4 - 5 - ECM	3/4 - 5 - ECM
Motor FLA	6.4	8.8	8.8
Rated Ext. SP - In. W.C.	0.5	0.5	0.5
Temperature Rise Range - °F	30-60	35-65	35-65
Shipping Weights	102 lbs	110 lb	115 lb

ACCESSORIES

G7S(A,K) KITS	
Description	SKU
"A" Cabinet variable speed, high efficiency, VSHE	904876
"B" Cabinet variable speed, high efficiency, VSHE	904877
"C" Cabinet variable speed, high efficiency, VSHE	904878
"D" Cabinet variable speed, high efficiency, VSHE	904879
"A" Cabinet downflow sub base kit	902974
"B", "C", "D" Cabinet downflow sub base kit	904911
U.S. LP Conversion kit (0 to 10,000 ft.) and High Altitude LP	905028
Canada LP Conversion kit (0 to 4,500 ft.) and High Altitude LP	905029
Side return filter kit	541036
Furnace Twinning Kit	1010035



GENERAL TERMS OF LIMITED WARRANTY

Nortek Global HVAC, LLC will furnish a replacement for any part of this product which fails in normal use and service within the terms and conditions of the warranty.

For complete details of the Limited Warranty, including applicable terms and conditions, see your local installer or contact the Nortek Global HVAC, LLC warranty department for a copy.

Before purchasing this appliance, read important energy cost and efficiency information available from your retailer. Specifications and illustrations subject to change without notice and without incurring obligations. Printed in U.S.A (02/2020)