



SUBMITTAL DATA

STOCK FEB 2024

Prepared for

REV 0

Project Number:

Customer PO#:

Prepared By: Giovanni Nichele

Prepared Date: 2024-02-20

ORDER SCHEDULE - DYNAMIC PRODUCTS										
Tag	Product Type	Group	Model	Product Code	Type	Pipe	Color*	Power	Controls	Qty
	Fan coils, Unit heaters, Fan powered trench convectors	Fan Coil - Built-In Wall	Briza 12-01 Build-In Wall	BZBW.038052/2	1	2pipe	N/A	24 VDC	0-10 VDC	1
	Fan coils, Unit heaters, Fan powered trench convectors	Fan Coil - Built-In Wall	Briza 12-02 Build-In Wall	BZBW.038072/2	2	2pipe	N/A	24 VDC	0-10 VDC	1
	Fan coils, Unit heaters, Fan powered trench convectors	Fan Coil - Built-In Wall	Briza 12-03 Build-In Wall	BZBW.038102/2	3	2pipe	N/A	24 VDC	0-10 VDC	1
	Fan coils, Unit heaters, Fan powered trench convectors	Fan Coil - Built-In Wall	Briza 12-04 Build-In Wall	BZBW.038122/2	4	2pipe	N/A	24 VDC	0-10 VDC	1
	Fan coils, Unit heaters, Fan powered trench convectors	Fan Coil - Built-In Wall	Briza 12-01 Build-In Wall	BZBW.052052/2	1	2pipe	N/A	24 VDC	0-10 VDC	1
	Fan coils, Unit heaters, Fan powered trench convectors	Fan Coil - Built-In Wall	Briza 12-02 Build-In Wall	BZBW.052072/2	2	2pipe	N/A	24 VDC	0-10 VDC	1
	Fan coils, Unit heaters, Fan powered trench convectors	Fan Coil - Built-In Wall	Briza 12-03 Build-In Wall	BZBW.052102/2	3	2pipe	N/A	24 VDC	0-10 VDC	1
	Fan coils, Unit heaters, Fan powered trench convectors	Fan Coil - Built-In Wall	Briza 12-04 Build-In Wall	BZBW.052122/2	4	2pipe	N/A	24 VDC	0-10 VDC	1
BRIZA 22 02	Fan coils, Unit heaters, Fan powered trench convectors	Fan Coil - Build-In Ceiling	Briza 22-02	BABC.05505522/2/BT	2	2pipe	N/A	110 VAC	0-10 VDC	1
BRIZA 22 03	Fan coils, Unit heaters, Fan powered trench convectors	Fan Coil - Build-In Ceiling	Briza 22-03	BABC.05507522/2/BT	3	2pipe	N/A	110 VAC	0-10 VDC	1
BRIZA 22 04	Fan coils, Unit heaters, Fan powered trench convectors	Fan Coil - Build-In Ceiling	Briza 22-04	BABC.05509522/2/BT	4	2pipe	N/A	110 VAC	0-10 VDC	1
BRIZA 22 06	Fan coils, Unit heaters, Fan powered trench convectors	Fan Coil - Build-In Ceiling	Briza 22-06	BABC.05512522/2/BT	6	2pipe	N/A	110 VAC	0-10 VDC	1
BRIZA 22 08	Fan coils, Unit heaters, Fan powered trench convectors	Fan Coil - Build-In Ceiling	Briza 22-08	BABC.05515522/2/BT	8	2pipe	N/A	110 VAC	0-10 VDC	1
	Fan coils, Unit heaters, Fan powered trench convectors	Built-In Floor	Clima Canal H10 Heating/Cooling	CLCM.01007218/BNA	72	2pipe	N/A	24 VDC	0-10 VDC	1
	Fan coils, Unit heaters, Fan powered trench convectors	Built-In Floor	Clima Canal H10 Heating/Cooling	CLCM.01010818/BNA	108	2pipe	N/A	24 VDC	0-10 VDC	1
	Fan coils, Unit heaters, Fan powered trench convectors	Built-In Floor	Clima Canal H10 Heating/Cooling	CLCM.01014418/BNA	144	2pipe	N/A	24 VDC	0-10 VDC	1
	Fan coils, Unit heaters, Fan powered trench convectors	Built-In Floor	Clima Canal H10 Heating/Cooling	CLCM.01018018/BNA	180	2pipe	N/A	24 VDC	0-10 VDC	1
	Fan coils, Unit heaters, Fan powered trench convectors	Fan Coil - Build-In Ceiling	Briza 22HP-03	BPBC.05507522/2/BT/HP	3	2pipe	N/A	208~240VAC	0-10 VDC	1
	Fan coils, Unit heaters, Fan powered trench convectors	Fan Coil - Build-In Ceiling	Briza 22HP-03	BPBC.05507522/4/BT/HP	3	4pipe	N/A	208~240VAC	0-10 VDC	1
	Fan coils, Unit heaters, Fan powered trench convectors	Fan Coil - Build-In Ceiling	Briza 22HP-04	BPBC.05509522/2/BT/HP	4	2pipe	N/A	208~240VAC	0-10 VDC	1
	Fan coils, Unit heaters, Fan powered trench convectors	Fan Coil - Build-In Ceiling	Briza 22HP-04	BPBC.05509522/4/BT/HP	4	4pipe	N/A	208~240VAC	0-10 VDC	1
	Fan coils, Unit heaters, Fan powered trench convectors	Fan Coil - Build-In Ceiling	Briza 22HP-08	BPBC.05515522/2/BT/HP	8	2pipe	N/A	208~240VAC	0-10 VDC	1
	Fan coils, Unit heaters, Fan powered trench convectors	Fan Coil - Build-In Ceiling	Briza 22HP-08	BPBC.05515522/4/BT/HP	8	4pipe	N/A	208~240VAC	0-10 VDC	1
	Fan coils, Unit heaters, Fan powered trench convectors	Fan Coil - Build-In Ceiling	Briza 22HP-10	BPBC.05519022/2/BT/HP	10	2pipe	N/A	208~240VAC	0-10 VDC	1
	Fan coils, Unit heaters, Fan powered trench convectors	Fan Coil - Build-In Ceiling	Briza 22HP-10	BPBC.05519022/4/BT/HP	10	4pipe	N/A	208~240VAC	0-10 VDC	1

	Fan coils, Unit heaters, Fan powered trench convectors	Fan Coil - Build-In Ceiling	Briza 22HP-10	BPBC.05519022/4/BT/HP	10	4pipe	N/A	208~240VAC	0-10 VDC	1
		Power Connections	85~264 VAC TO 24 VDC	7990.056						TBD

NOTES

- 0 - 10 VDC analog signal (BAS) where applicable.

NOT INCLUDED ITEMS: Thermostats-control valves, shutoff valves, balancing valves, condensate pumps, leak detectors, control wiring, flexible connections, 24VAC power supplies.

Handing of piping connections to be determined with AIR IN THE FACE.

Supply/return configuration to be determined.

All Jaga Briza-22/26 fan coils are ETL listed.



PERFORMANCE – DYNAMIC PRODUCTS HEATING MODE																				
Tag	Model	Product Code	Fluid	Fluid %	EWT (F)	LWT (F)	EAT (F)	ESP (inH2O)	Capacity (MBH)	Water Flowrate (GPM)	PD (ft H2O)	Air Flow (CFM)	Power (Watts)	Fan Speed	Voltage	MCA (A)	MOP (A)	Type	Pipe	Qty
	Briza 12-01 Build-In Wall	BZBW.038052/2	Water	100	120	100	65	NA	3.1	0.3	0.05	138	13.0	10V	24 VDC	N/A	N/A	1	2pipe	1
	Briza 12-02 Build-In Wall	BZBW.038072/2	Water	100	120	100	65	NA	5.1	0.5	0.17	224	18.0	10V	24 VDC	N/A	N/A	2	2pipe	1
	Briza 12-03 Build-In Wall	BZBW.038102/2	Water	100	120	100	65	NA	8.1	0.8	0.52	290	24.0	10V	24 VDC	N/A	N/A	3	2pipe	1
	Briza 12-04 Build-In Wall	BZBW.038122/2	Water	100	120	100	65	NA	10.1	1.0	0.90	330	28.8	10V	24 VDC	N/A	N/A	4	2pipe	1
	Briza 12-01 Build-In Wall	BZBW.052052/2	Water	100	120	100	65	NA	4.6	0.5	0.20	147	16.8	10V	24 VDC	N/A	N/A	1	2pipe	1
	Briza 12-02 Build-In Wall	BZBW.052072/2	Water	100	120	100	65	NA	7.6	0.8	0.66	215	15.6	10V	24 VDC	N/A	N/A	2	2pipe	1
	Briza 12-03 Build-In Wall	BZBW.052102/2	Water	100	120	100	65	NA	12.1	1.2	2.07	302	28.8	10V	24 VDC	N/A	N/A	3	2pipe	1
	Briza 12-04 Build-In Wall	BZBW.052122/2	Water	100	120	100	65	NA	15.1	1.5	3.63	343	28.8	10V	24 VDC	N/A	N/A	4	2pipe	1
BRIZA 22 02	Briza 22-02	BABC.05505522/2/BT	Water	100	120	100	65	0.0	16.6	1.7	1.06	399	86.5	10V	110 VAC	1.8	15	2	2pipe	1
BRIZA 22 03	Briza 22-03	BABC.05507522/2/BT	Water	100	120	100	65	0.0	17.4	1.7	1.40	462	65.3	10V	110 VAC	1.3	15	3	2pipe	1
BRIZA 22 04	Briza 22-04	BABC.05509522/2/BT	Water	100	120	100	65	0.0	23.0	2.3	2.75	583	70.4	10V	110 VAC	1.3	15	4	2pipe	1
BRIZA 22 06	Briza 22-06	BABC.05512522/2/BT	Water	100	120	100	65	0.0	31.1	3.1	1.71	876	147.0	10V	110 VAC	3.0	15	6	2pipe	1
BRIZA 22 08	Briza 22-08	BABC.05515522/2/BT	Water	100	120	100	65	0.0	38.3	3.8	2.83	1034	138.1	10V	110 VAC	2.5	15	8	2pipe	1
	Clima Canal H10 Heating/Cooling	CLCM.01007218/BNA	Water	100	120	100	65	NA	1.8	0.2	0.03	46	3.0	10V	24 VDC	N/A	N/A	72	2pipe	1
	Clima Canal H10 Heating/Cooling	CLCM.01010818/BNA	Water	100	120	100	65	NA	3.7	0.4	0.03	94	7.1	10V	24 VDC	N/A	N/A	108	2pipe	1
	Clima Canal H10 Heating/Cooling	CLCM.01014418/BNA	Water	100	120	100	65	NA	5.9	0.6	0.04	141	10.1	10V	24 VDC	N/A	N/A	144	2pipe	1
	Clima Canal H10 Heating/Cooling	CLCM.01018018/BNA	Water	100	120	100	65	NA	8.0	0.8	0.09	188	14.1	10V	24 VDC	N/A	N/A	180	2pipe	1
	Briza 22HP-03	BPBC.05507522/2/BT/HP	Water	100	120	100	65	0.0	20.1	2.0	1.83	721	120.3	10V	208~240VAC	1	15	3	2pipe	1
	Briza 22HP-03	BPBC.05507522/4/BT/HP	Water	100	120	100	65	0.0	6.7	0.7	1.94	721	120.3	10V	208~240VAC	1	15	3	4pipe	1
	Briza 22HP-04	BPBC.05509522/2/BT/HP	Water	100	120	100	65	0.0	26.5	2.6	3.55	867	139.6	8V	208~240VAC	1	15	4	2pipe	1
	Briza 22HP-04	BPBC.05509522/4/BT/HP	Water	100	120	100	65	0.0	8.7	0.9	0.60	867	139.6	8V	208~240VAC	1	15	4	4pipe	1
	Briza 22HP-08	BPBC.05515522/2/BT/HP	Water	100	120	100	65	0.0	52.5	5.2	5.71	1487	250.1	8V	208~240VAC	2	15	8	2pipe	1
	Briza 22HP-08	BPBC.05515522/4/BT/HP	Water	100	120	100	65	0.0	19.7	2.0	3.93	1487	250.1	8V	208~240VAC	2	15	8	4pipe	1
	Briza 22HP-10	BPBC.05519022/2/BT/HP	Water	100	120	100	65	0.0	68.1	6.8	7.23	1779	290.3	8V	208~240VAC	3	15	10	2pipe	1
	Briza 22HP-10	BPBC.05519022/4/BT/HP	Water	100	120	100	65	0.0	25.6	2.6	7.64	1779	290.3	8V	208~240VAC	3	15	10	4pipe	1

PERFORMANCE - DYNAMIC PRODUCTS COOLING MODE																						
Tag	Model	Product Code	Fluid	Fluid %	EWT (F)	LWT (F)	EAT (F)	RH (%)	ESP (inH2O)	Total Capacity (MBH)	Sensible Capacity (MBH)	Water Flowrate (GPM)	PD (ft H2O)	Air Flow (CFM)	Power (Watts)	Fan Speed	Voltage	MCA (A)	MOP (A)	Type	Pipe	Qty
	Briza 12-01 Build-In Wall	BZBW.038052/2	Water	100	45	55	78	50	NA	1.5	1.2	0.3	0.05	138	13.0	10V	24 VDC	N/A	N/A	1	2pipe	1
	Briza 12-02 Build-In Wall	BZBW.038072/2	Water	100	45	55	78	50	NA	2.5	2.0	0.5	0.16	224	18.0	10V	24 VDC	N/A	N/A	2	2pipe	1
	Briza 12-03 Build-In Wall	BZBW.038102/2	Water	100	45	55	78	50	NA	4.0	3.2	0.8	0.51	290	24.0	10V	24 VDC	N/A	N/A	3	2pipe	1
	Briza 12-04 Build-In Wall	BZBW.038122/2	Water	100	45	55	78	50	NA	5.0	4.0	1.0	0.88	330	28.8	10V	24 VDC	N/A	N/A	4	2pipe	1
	Briza 12-01 Build-In Wall	BZBW.052052/2	Water	100	45	55	78	50	NA	2.3	1.8	0.4	0.20	147	16.8	10V	24 VDC	N/A	N/A	1	2pipe	1
	Briza 12-02 Build-In Wall	BZBW.052072/2	Water	100	45	55	78	50	NA	3.8	3.0	0.8	0.65	215	15.6	10V	24 VDC	N/A	N/A	2	2pipe	1
	Briza 12-03 Build-In Wall	BZBW.052102/2	Water	100	45	55	78	50	NA	6.0	4.8	1.2	2.04	302	28.8	10V	24 VDC	N/A	N/A	3	2pipe	1
	Briza 12-04 Build-In Wall	BZBW.052122/2	Water	100	45	55	78	50	NA	7.5	6.1	1.5	3.58	343	28.8	10V	24 VDC	N/A	N/A	4	2pipe	1
BRIZA 22 02	Briza 22-02	BABC.05505522/2/BT	Water	100	45	55	78	50	0.0	9.3	8.1	1.9	1.31	399	86.5	10V	110 VAC	1.8	15	2	2pipe	1
BRIZA 22 03	Briza 22-03	BABC.05507522/2/BT	Water	100	45	55	78	50	0.0	12.4	10.0	2.5	2.68	462	65.3	10V	110 VAC	1.3	15	3	2pipe	1
BRIZA 22 04	Briza 22-04	BABC.05509522/2/BT	Water	100	45	55	78	50	0.0	16.3	13.5	3.3	5.23	583	70.4	10V	110 VAC	1.3	15	4	2pipe	1
BRIZA 22 06	Briza 22-06	BABC.05512522/2/BT	Water	100	45	55	78	50	0.0	19.5	17.5	3.9	2.61	876	147.0	10V	110 VAC	3.0	15	6	2pipe	1
BRIZA 22 08	Briza 22-08	BABC.05515522/2/BT	Water	100	45	55	78	50	0.0	26.2	21.7	5.2	5.69	1034	138.1	10V	110 VAC	2.5	15	8	2pipe	1
	Clima Canal H10 Heating/Cooling	CLCM.01007218/BNA	Water	100	45	55	78	50	NA	26.2	21.7	5.2	5.69	1034	138.1	10V	24 VDC	N/A	N/A	72	2pipe	1
	Clima Canal H10 Heating/Cooling	CLCM.01010818/BNA	Water	100	45	55	78	50	NA	26.2	21.7	5.2	5.69	1034	138.1	10V	24 VDC	N/A	N/A	108	2pipe	1
	Clima Canal H10 Heating/Cooling	CLCM.01014418/BNA	Water	100	45	55	78	50	NA	26.2	21.7	5.2	5.69	1034	138.1	10V	24 VDC	N/A	N/A	144	2pipe	1
	Clima Canal H10 Heating/Cooling	CLCM.01018018/BNA	Water	100	45	55	78	50	NA	26.2	21.7	5.2	5.69	1034	138.1	10V	24 VDC	N/A	N/A	180	2pipe	1
	Briza 22HP-03	BPBC.05507522/2/BT/HP	Water	100	45	55	78	50	0.0	12.0	12.0	2.4	2.55	721	120.3	10V	208~240VAC	1	15	3	2pipe	1
	Briza 22HP-03	BPBC.05507522/4/BT/HP	Water	100	45	55	78	50	0.0	12.0	12.0	2.4	2.55	721	120.3	10V	208~240VAC	1	15	3	4pipe	1
	Briza 22HP-04	BPBC.05509522/2/BT/HP	Water	100	45	55	78	50	0.0	14.6	14.6	2.9	4.24	867	139.6	8V	208~240VAC	1	15	4	2pipe	1
	Briza 22HP-04	BPBC.05509522/4/BT/HP	Water	100	45	55	78	50	0.0	14.6	14.6	2.9	4.24	867	139.6	8V	208~240VAC	1	15	4	4pipe	1
	Briza 22HP-08	BPBC.05515522/2/BT/HP	Water	100	45	55	78	50	0.0	29.7	29.7	5.9	7.55	1487	250.1	8V	208~240VAC	2	15	8	2pipe	1
	Briza 22HP-08	BPBC.05515522/4/BT/HP	Water	100	45	55	78	50	0.0	29.7	29.7	5.9	7.55	1487	250.1	8V	208~240VAC	2	15	8	4pipe	1
	Briza 22HP-10	BPBC.05519022/2/BT/HP	Water	100	45	55	78	50	0.0	38.7	38.7	7.8	9.16	1779	290.3	8V	208~240VAC	3	15	10	2pipe	1
	Briza 22HP-10	BPBC.05519022/4/BT/HP	Water	100	45	55	78	50	0.0	38.7	38.7	7.8	9.16	1779	290.3	8V	208~240VAC	3	15	10	4pipe	1

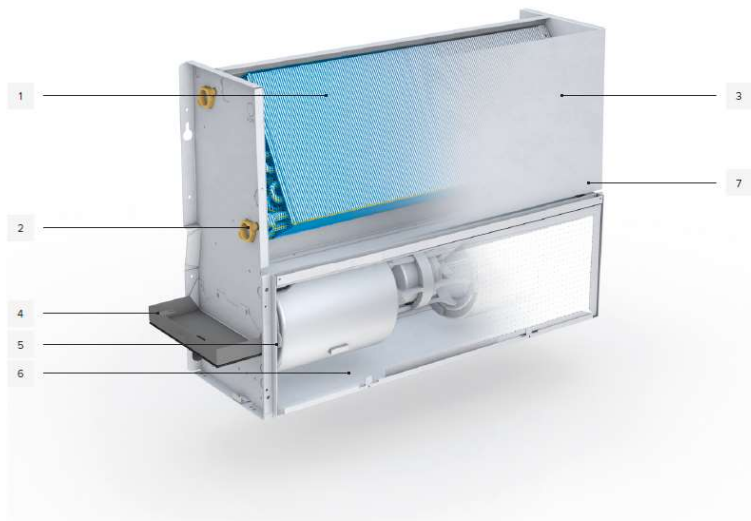
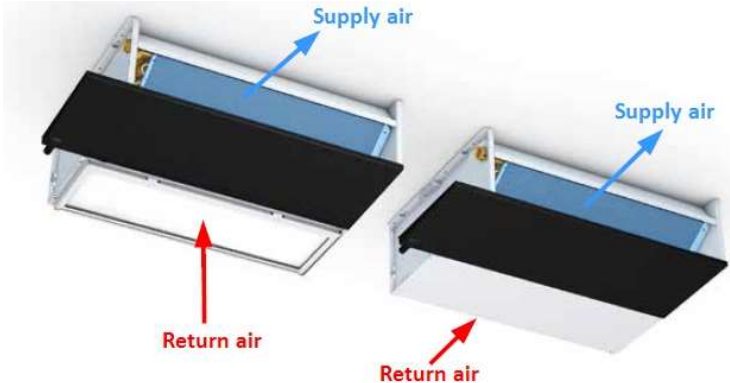
DIMENSIONS - DYNAMIC PRODUCTS										
Tag	Product Type	Model	Product Code	Qty	Type	Pipe	Height (in)	Width (in)	Length (in)	Weight Dry (lbs)
	Fan coils, Unit heaters, Fan powered trench convectors	Briza 12-01 Build-In Wall	BZBW.038052/2	1	1	2pipe	15	4.6	20.5	15.43
	Fan coils, Unit heaters, Fan powered trench convectors	Briza 12-02 Build-In Wall	BZBW.038072/2	1	2	2pipe	15	4.6	28.3	19.84
	Fan coils, Unit heaters, Fan powered trench convectors	Briza 12-03 Build-In Wall	BZBW.038102/2	1	3	2pipe	15	4.6	40.2	28.66
	Fan coils, Unit heaters, Fan powered trench convectors	Briza 12-04 Build-In Wall	BZBW.038122/2	1	4	2pipe	15	4.6	48	30.86
	Fan coils, Unit heaters, Fan powered trench convectors	Briza 12-01 Build-In Wall	BZBW.052052/2	1	1	2pipe	20.5	4.6	20.5	20.43
	Fan coils, Unit heaters, Fan powered trench convectors	Briza 12-02 Build-In Wall	BZBW.052072/2	1	2	2pipe	20.5	4.6	28.3	24.84
	Fan coils, Unit heaters, Fan powered trench convectors	Briza 12-03 Build-In Wall	BZBW.052102/2	1	3	2pipe	20.5	4.6	40.2	33.66
	Fan coils, Unit heaters, Fan powered trench convectors	Briza 12-04 Build-In Wall	BZBW.052122/2	1	4	2pipe	20.5	4.6	48	35.86
BRIZA 22 02	Fan coils, Unit heaters, Fan powered trench convectors	Briza 22-02	BABC.05505522/2/BT	1	2	2pipe	21.5	8.7	21.6	37.5
BRIZA 22 03	Fan coils, Unit heaters, Fan powered trench convectors	Briza 22-03	BABC.05507522/2/BT	1	3	2pipe	21.5	8.7	29.5	47.4
BRIZA 22 04	Fan coils, Unit heaters, Fan powered trench convectors	Briza 22-04	BABC.05509522/2/BT	1	4	2pipe	21.5	8.7	37.4	59.5
BRIZA 22 06	Fan coils, Unit heaters, Fan powered trench convectors	Briza 22-06	BABC.05512522/2/BT	1	6	2pipe	21.5	8.7	49.2	78.3
BRIZA 22 08	Fan coils, Unit heaters, Fan powered trench convectors	Briza 22-08	BABC.05515522/2/BT	1	8	2pipe	21.5	8.7	61	97.0
	Fan coils, Unit heaters, Fan powered trench convectors	Clima Canal H10 Heating/Cooling	CLCM.01007218/BNA	1	72	2pipe	3.94	7.1	28.3	N/A
	Fan coils, Unit heaters, Fan powered trench convectors	Clima Canal H10 Heating/Cooling	CLCM.01010818/BNA	1	108	2pipe	3.94	7.1	42.5	N/A
	Fan coils, Unit heaters, Fan powered trench convectors	Clima Canal H10 Heating/Cooling	CLCM.01014418/BNA	1	144	2pipe	3.94	7.1	56.7	N/A
	Fan coils, Unit heaters, Fan powered trench convectors	Clima Canal H10 Heating/Cooling	CLCM.01018018/BNA	1	180	2pipe	3.94	7.1	70.9	N/A
	Fan coils, Unit heaters, Fan powered trench convectors	Briza 22HP-03	BPBC.05507522/2/BT/HP	1	3	2pipe	8.7	21.5	29.5	47.4
	Fan coils, Unit heaters, Fan powered trench convectors	Briza 22HP-03	BPBC.05507522/4/BT/HP	1	3	4pipe	8.7	21.5	29.5	47.4
	Fan coils, Unit heaters, Fan powered trench convectors	Briza 22HP-04	BPBC.05509522/2/BT/HP	1	4	2pipe	8.7	21.5	37.4	59.5
	Fan coils, Unit heaters, Fan powered trench convectors	Briza 22HP-04	BPBC.05509522/4/BT/HP	1	4	4pipe	8.7	21.5	37.4	59.5
	Fan coils, Unit heaters, Fan powered trench convectors	Briza 22HP-08	BPBC.05515522/2/BT/HP	1	8	2pipe	8.7	21.5	61	97.0
	Fan coils, Unit heaters, Fan powered trench convectors	Briza 22HP-08	BPBC.05515522/4/BT/HP	1	8	4pipe	8.7	21.5	61	97.0
	Fan coils, Unit heaters, Fan powered trench convectors	Briza 22HP-10	BPBC.05519022/2/BT/HP	1	10	2pipe	8.7	21.5	74.8	123.5

	Fan coils, Unit heaters, Fan powered trench convectors	Briza 22HP-10	BPBC.05519022/4/BT/HP	1	10	4pipe	8.7	21.5	74.8	123.5
--	--	---------------	-----------------------	---	----	-------	-----	------	------	-------

HANDING TO BE DETERMINED PRIOR TO RELEASE (LEFT/RIGHT - AIR IN FACE)

PRIOR TO ORDER: DETERMINE HANDING OF ALL COIL CONNECTIONS/ELECTRICAL JUNCTION BOXES WITH AIR IN THE FACE

Example shown below with left hand hydronic/condensate connections, right hand electrical junction boxes:



- 1 Aluminum-copper coil with blue skin hydrophobic coating
- 2 Hydronic connections: 3/4" standard left (shown as left on example above)
- 3 Internal frame in reinforced galvanized steel
- 4 Condensate drain, 3/4" connection (shown with vertical/wall mounted tray in example above)
- 5 Centrifugal fan(s) with double inlet
- 6 Replaceable 1", 2" or 4" MERV 8 or 13 filter
- 7 Electrical connection, standard right*

*Same side upon request.

About Briza 22

Jaga Briza 22 is suitable for renovation projects, climate control of homes, shops, office spaces, school buildings, hotels and meeting rooms. It can be connected to an air to water heat pump to provide powerful, economic heating and cooling anytime of year.

- 0-10V interface solution for Building Management Systems (BMS)
- Heating and /or cooling
- Aluminum-copper 2, 4 or 6 row coil with hydrophobic coating for long lasting performance
- Available in 6 lengths
- 2-pipe or 4-pipe-system
- Easy installation
- Various supply and return air options
- Low noise level
- Optional integrated on/off fan controller

Jaga N.V. uses the exclusive GreenTech EC technology of EBM-PAPST.

Jaga N.V. uses the exclusive GreenTech EC technology of EBM-PAPST. Permanent magnet BLDC motor with inverter integrated in the fan assembly, protection rating IP44, insulation class F and ball bearings. BLDC motors directly integrated with the fan assembly and inverter and 32% reductions in electricity consumption compared to traditional AC motors. Polypropylene (PP) housing. Centrifugal fan with forward-curved blades made of glass-filled polyamide PA 6.

Conformity with 2017 ErP Directive.

EC Greentech EBM-PAPST motor: quieter, powerful, more economical, more sustainable

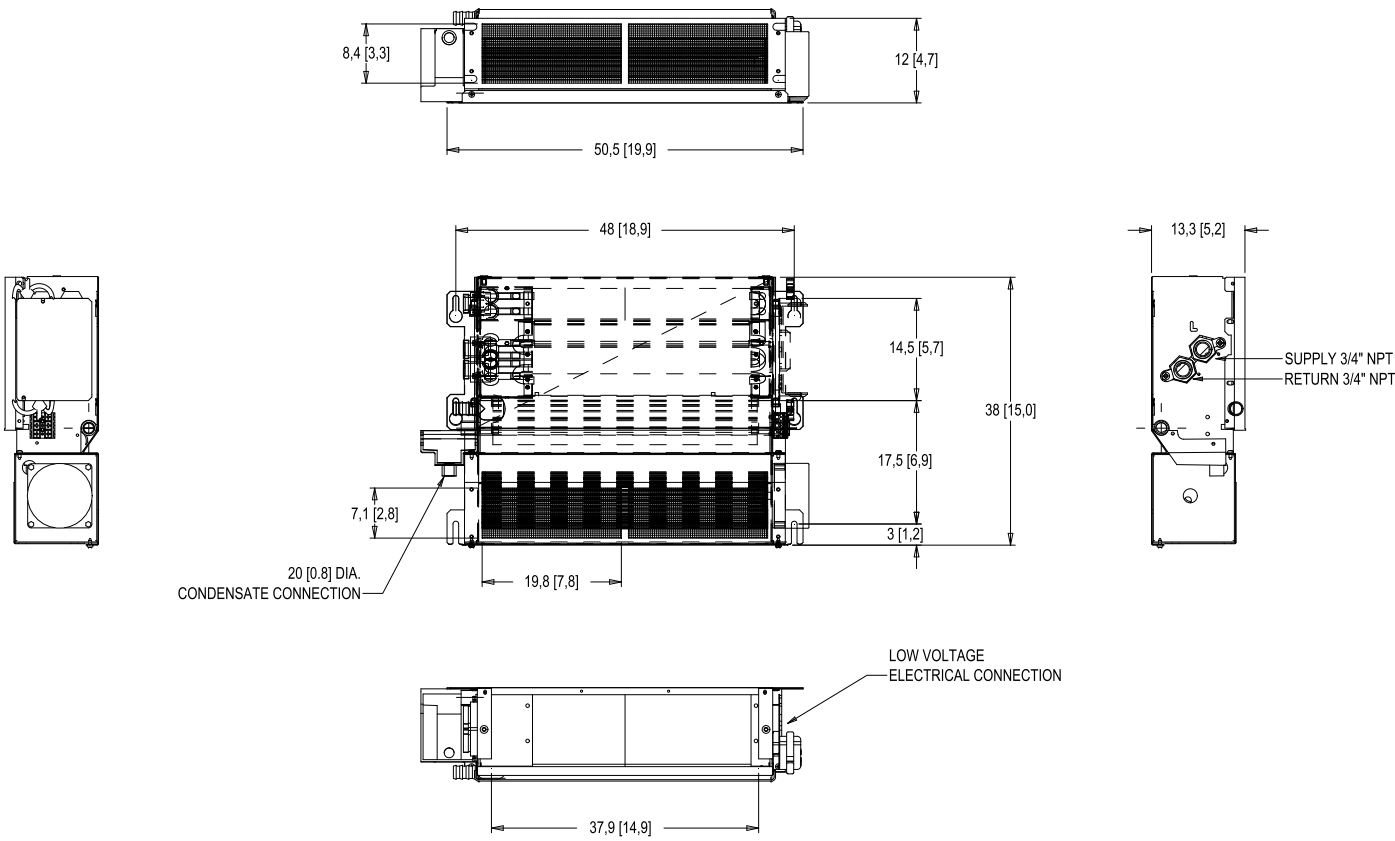
EC technology: intelligent, low-energy use and eco-friendly. EC motors cut operating costs, reduce the impact on the environment and impress with their quiet operation.

With the introduction of the electronic commutation or EC motors, we take the next step into the direction of low-energy consumption, less noise and a longer lifespan.




TAG:

BRIZA 12 H38

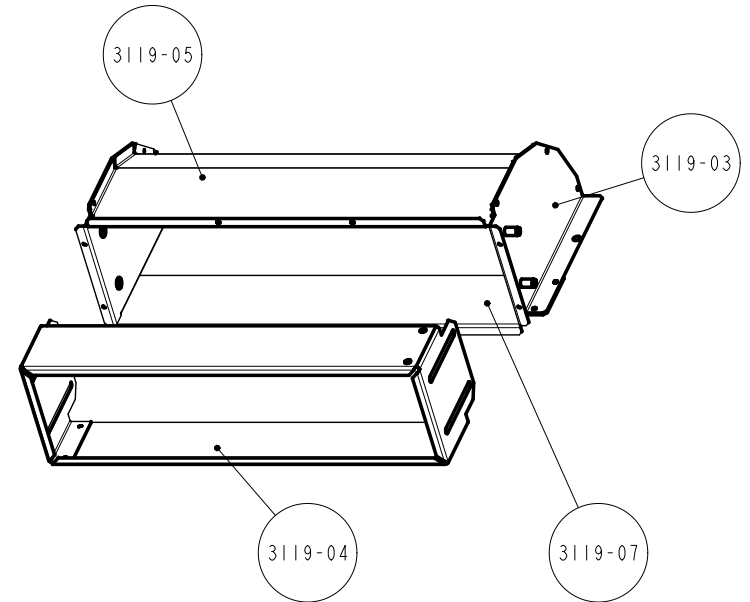
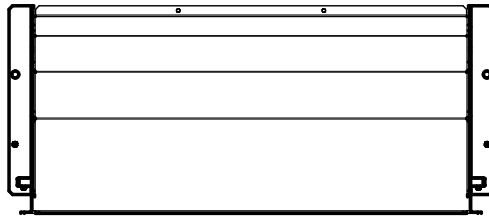
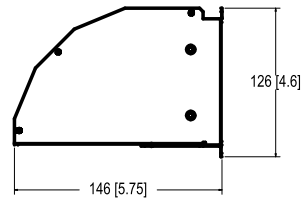



NOTES:
-DIMENSIONS ARE IN MM [IN]
-DRAWING IS NOT TO SCALE
-PRELIMINARY DRAWING FOR REFERENCE ONLY

0	FIRST ISSUE			
REV.	DESCRIPTION	REV. BY	DATE	
	BRIZA 12	SHEET NO.	SIZE	PROJECTION
	DESCRIPTION	DRAWING NO.	REV	
	BUILD-IN WALL - 2 PIPES	BZBW.038052/2	-	
		DATE: ----	INIT: ---	
		SCALE: ----		


TAG:

BRIZA 12 H38



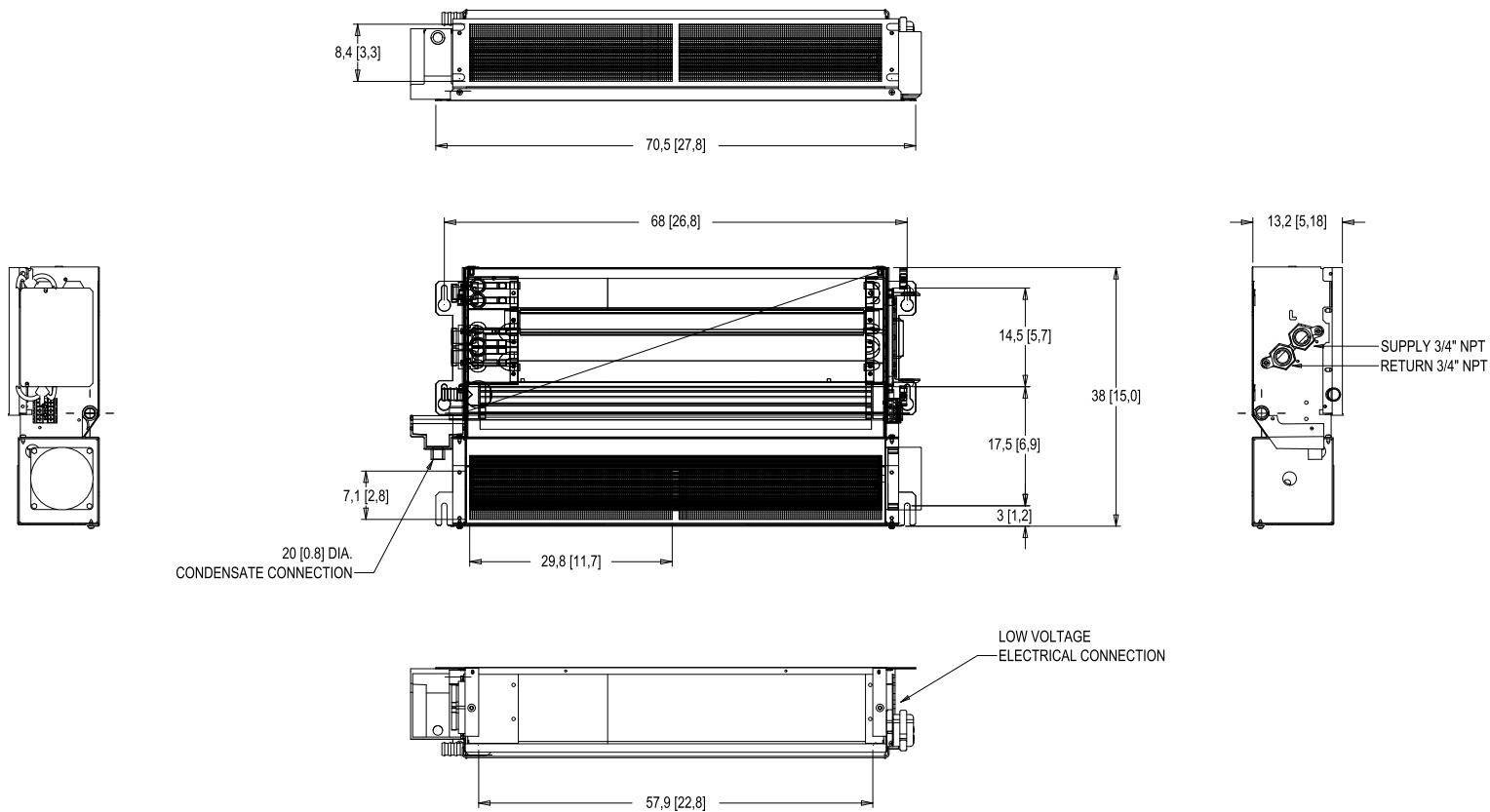
NOTES:

- DIMENSIONS ARE IN MM [IN]
- DRAWING IS NOT TO SCALE
- PRELIMINARY DRAWING FOR REFERENCE ONLY


0	FIRST ISSUE			
REV.	DESCRIPTION	REV. BY	DATE	
	BRIZA 90 DEG. DEFLECTOR		SHEET NO.	SIZE
			----	--
	DESCRIPTION		DRAWING NO.	REV
	5.0" H X 16.16" L X 5.75" D		5927.00005290	-
		DATE: ----	INIT: ---	
		SCALE: ----		

TAG:

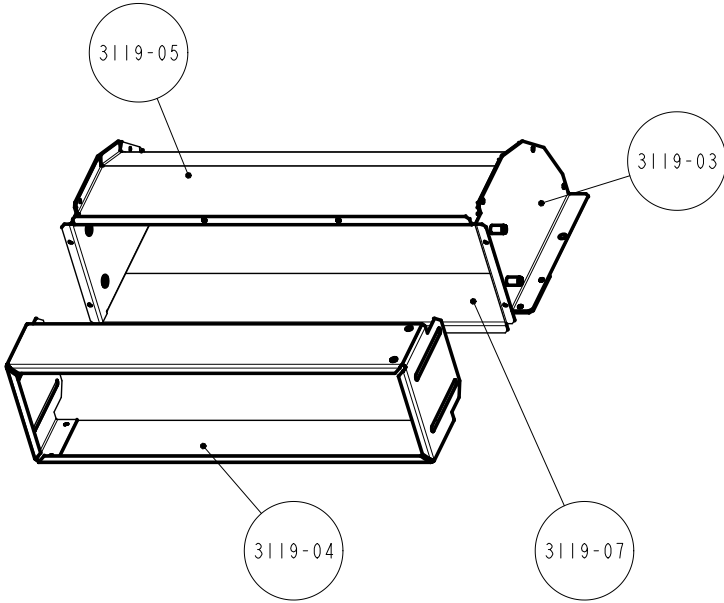
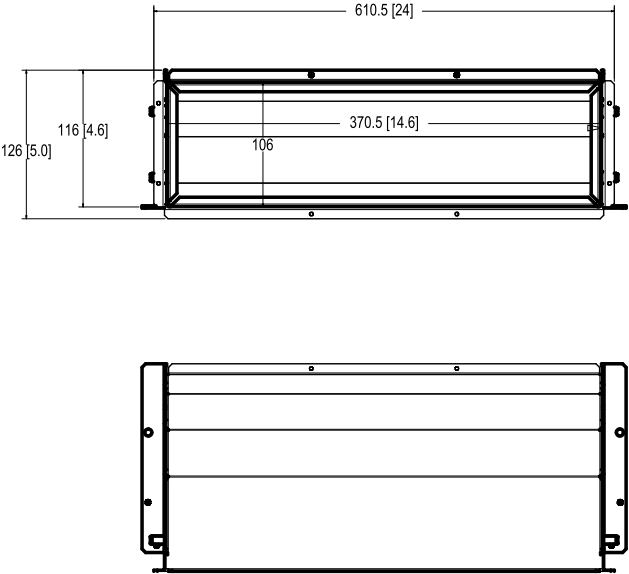
BRIZA 12 H38




NOTES:
-DIMENSIONS ARE IN MM [IN]
-DRAWING IS NOT TO SCALE
-PRELIMINARY DRAWING FOR REFERENCE ONLY

0	FIRST ISSUE			
REV.	DESCRIPTION	REV. BY	DATE	
	BRIZA 12		SHEET NO.	SIZE
	BUILD-IN WALL - 2 PIPES		---	--
			DRAWING NO.	PROJECTION
			BZBW.038072/2	---
		DATE: ---	INIT: ---	REV
		SCALE: ---		-

TAG:

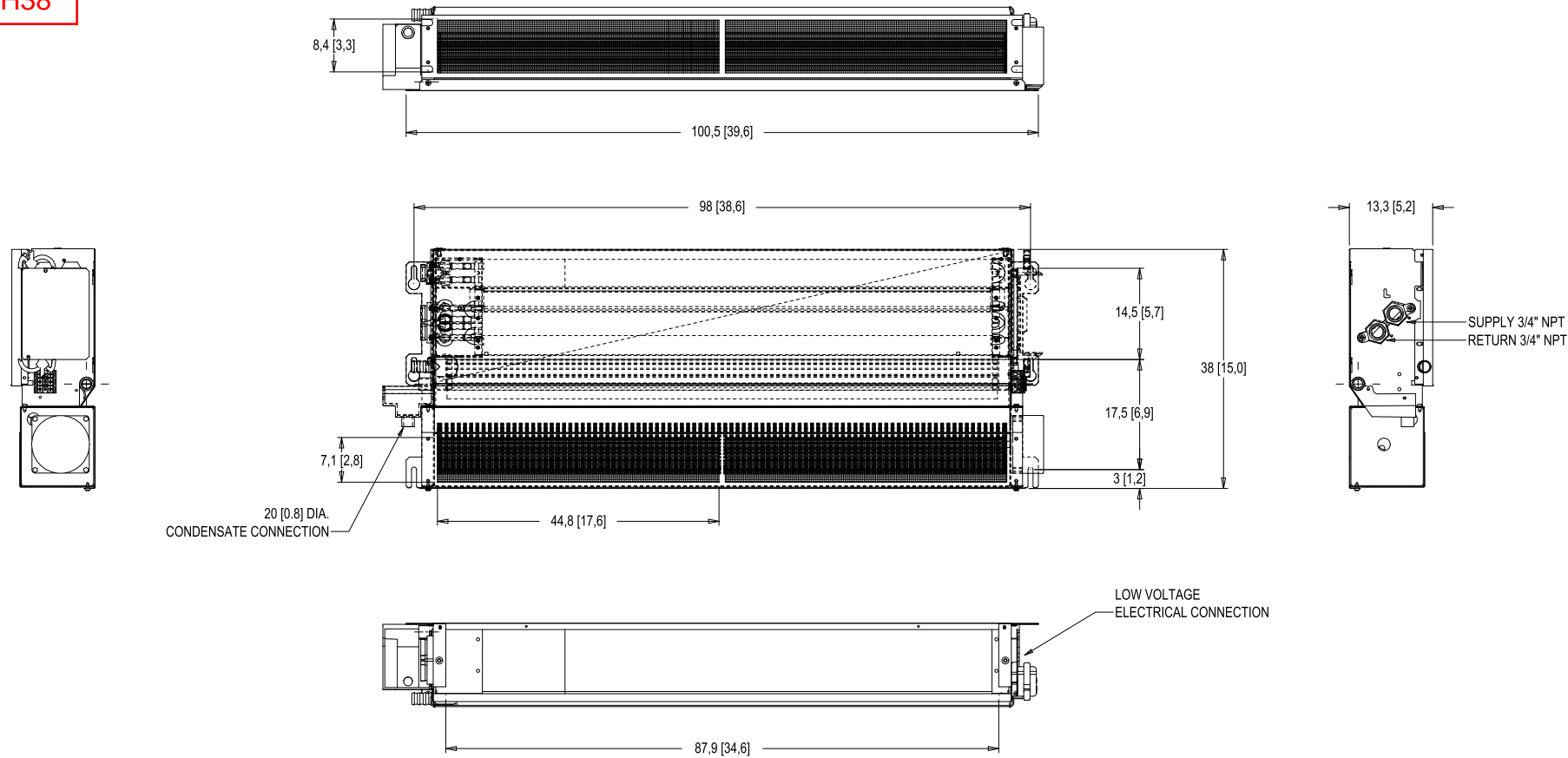


NOTES:
-DIMENSIONS ARE IN MM [IN]
-DRAWING IS NOT TO SCALE
-PRELIMINARY DRAWING FOR REFERENCE ONLY


0	FIRST ISSUE			
REV.	DESCRIPTION		REV. BY	DATE
 jaga	BRIZA 90 DEG. DEFLECTOR		SHEET NO. ----	SIZE --
	DESCRIPTION 5.0" H X 24" L X 5.75" D		PROJECTION ---	
			DRAWING NO. 5927.00007290	REV -
			DATE: ----	INIT: ---
		SCALE: -----		

TAG:

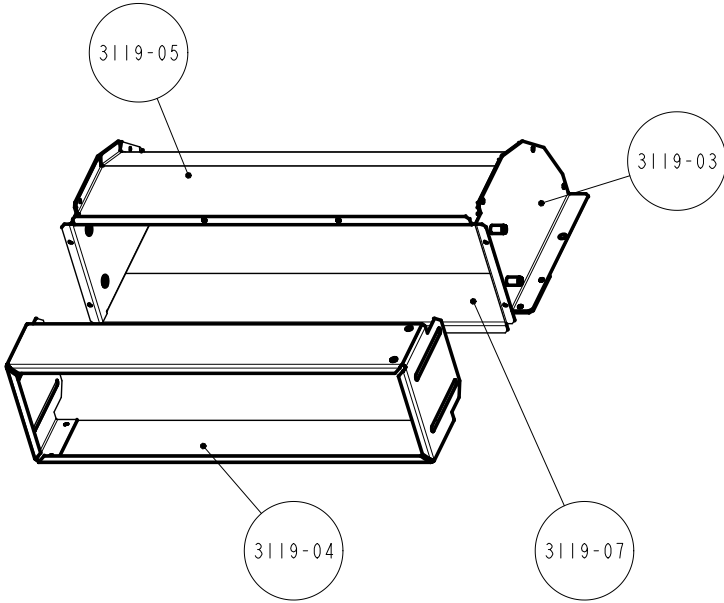
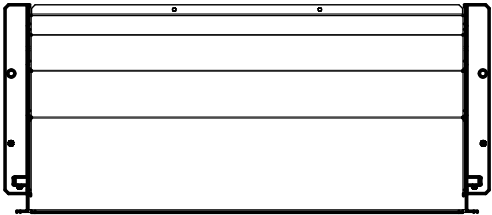
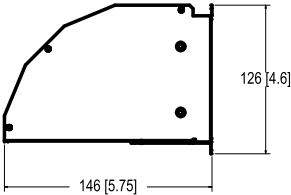
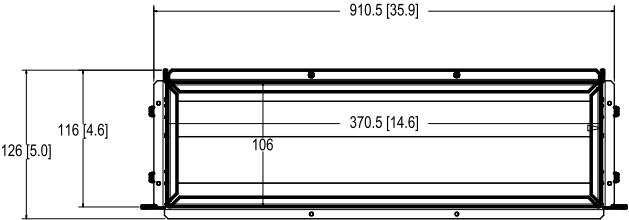
BRIZA 12 H38




NOTES:
-DIMENSIONS ARE IN MM [IN]
-DRAWING IS NOT TO SCALE
-PRELIMINARY DRAWING FOR REFERENCE ONLY

0	FIRST ISSUE			
REV.	DESCRIPTION	REV. BY	DATE	
	BRIZA 12	SHEET NO.	SIZE	PROJECTION
	DESCRIPTION	DRAWING NO.	REV	
	BUILD-IN WALL - 2 PIPES	BZBW.038102/2	DATE: ----	INIT: ---
		SCALE: -----		

TAG:

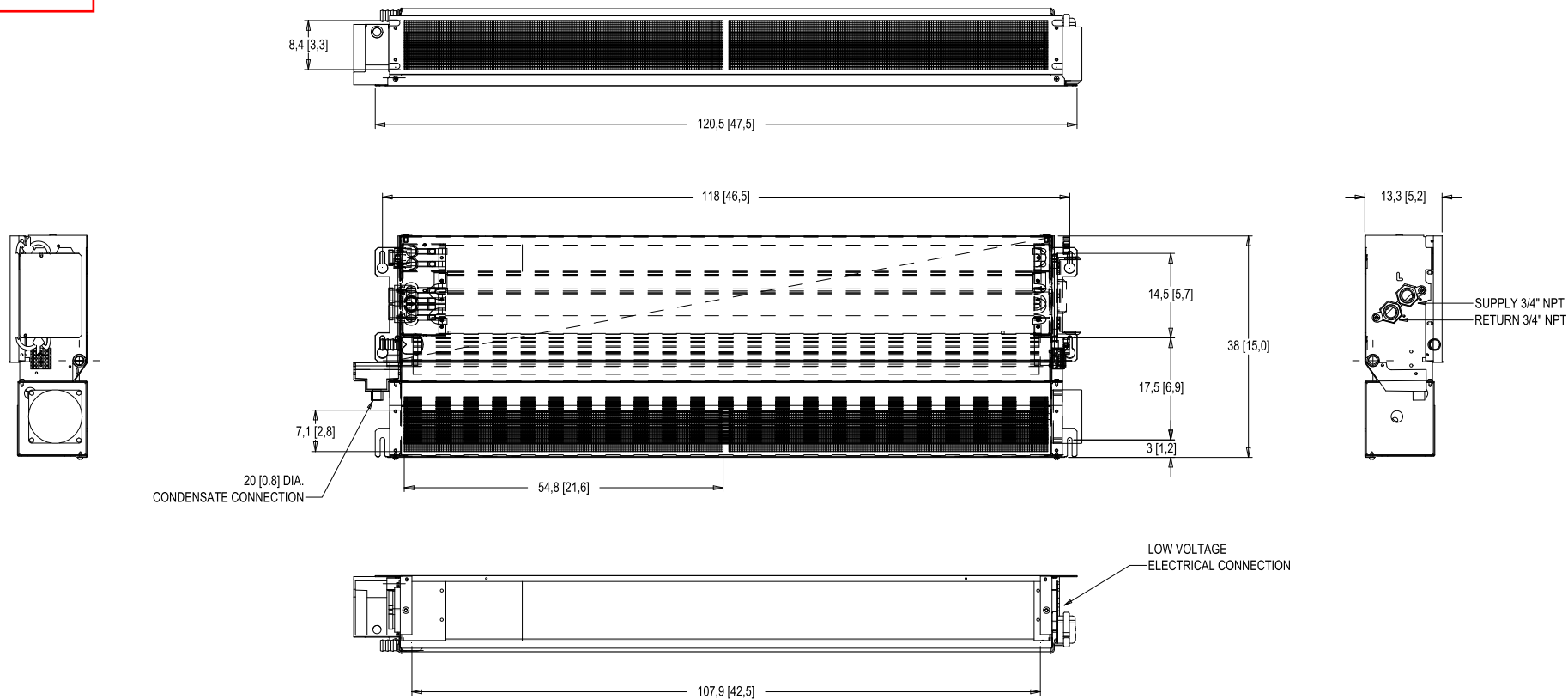


NOTES:
-DIMENSIONS ARE IN MM [IN]
-DRAWING IS NOT TO SCALE
-PRELIMINARY DRAWING FOR REFERENCE ONLY


0	FIRST ISSUE				
REV.	DESCRIPTION			REV. BY	DATE
 jaga	BRIZA 90 DEG. DEFLECTOR			SHEET NO.	SIZE
				----	--
	DESCRIPTION 5.0" H X 35.9" L X 5.75" D			DRAWING NO.	
				5927.00010290	
				DATE: ----	INIT: ---
SCALE: -----					

TAG:

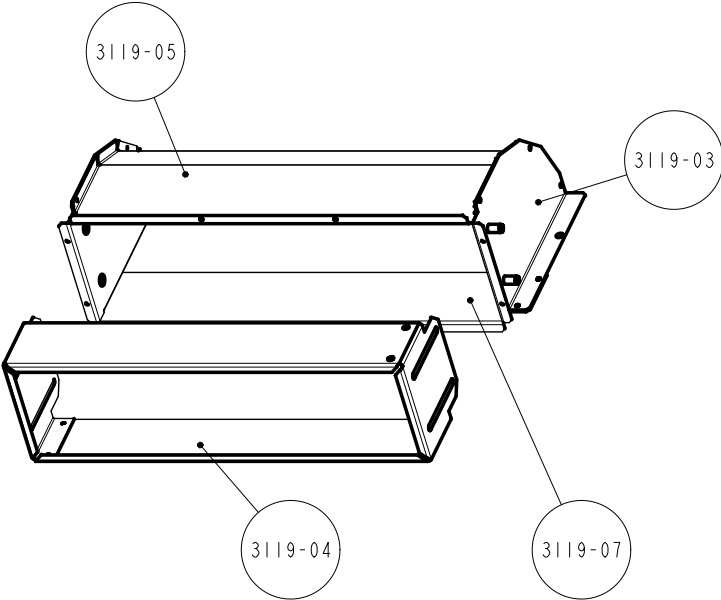
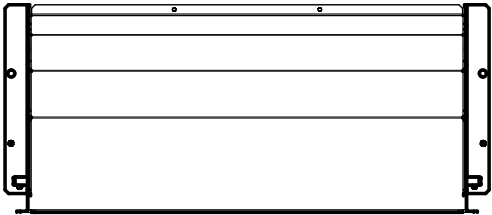
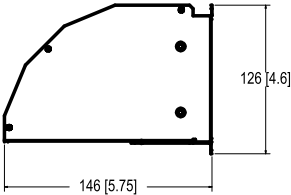

BRIZA 12 H38




NOTES:
-DIMENSIONS ARE IN MM [IN]
-DRAWING IS NOT TO SCALE
-PRELIMINARY DRAWING FOR REFERENCE ONLY

0	FIRST ISSUE			
REV.	DESCRIPTION	REV. BY	DATE	
	BRIZA 12	SHEET NO.	SIZE	PROJECTION
	DESCRIPTION	DRAWING NO.	REV	
	BUILD-IN WALL - 2 PIPES	BZBW.038122/2	-	
		DATE: ----	INIT: ---	
		SCALE: ----		

TAG:

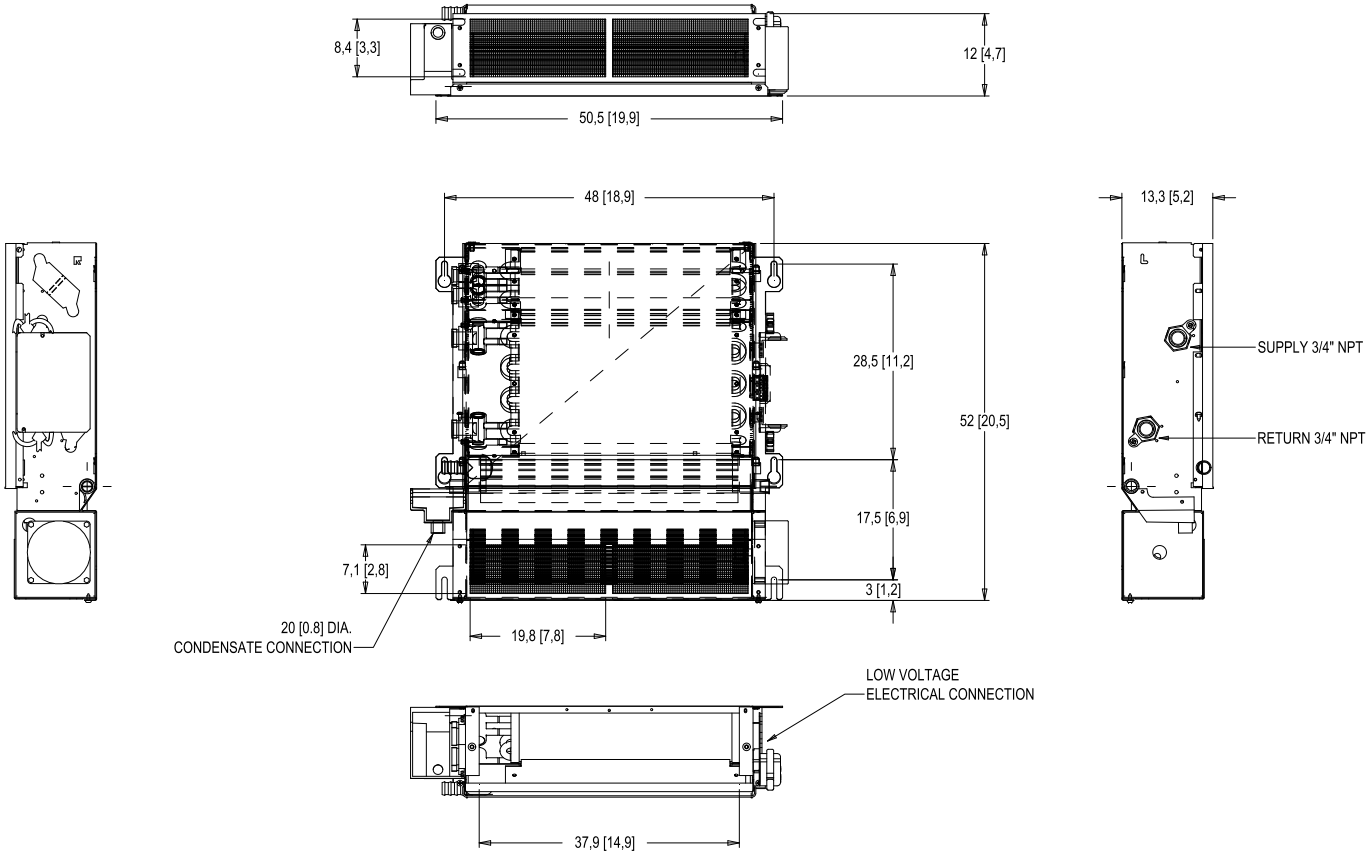


NOTES:
-DIMENSIONS ARE IN MM [IN]
-DRAWING IS NOT TO SCALE
-PRELIMINARY DRAWING FOR REFERENCE ONLY


0	FIRST ISSUE			
REV.	DESCRIPTION		REV. BY	DATE
 jaga	BRIZA 90 DEG. DEFLECTOR		SHEET NO. ----	SIZE --
	DESCRIPTION 5.0" H X 43.7" L X 5.75" D		PROJECTION ---	
			DRAWING NO. 5927.00012290	REV -
			DATE: -----	INIT: ---
		SCALE: -----		

TAG:

BRIZA 12 H52

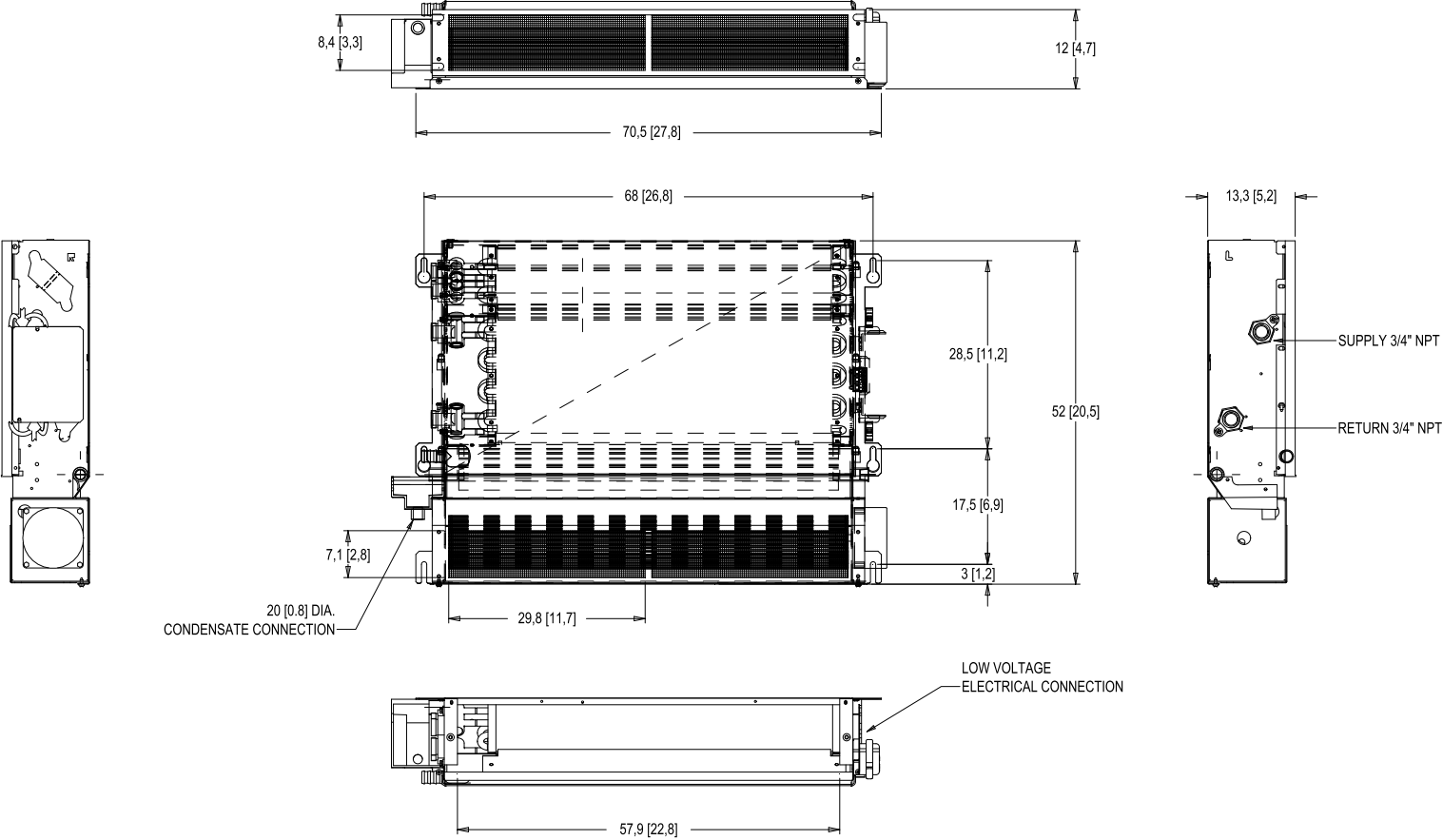


NOTES:
-DIMENSIONS ARE IN MM [IN]
-DRAWING IS NOT TO SCALE
-PRELIMINARY DRAWING FOR REFERENCE ONLY


0	FIRST ISSUE			
REV.	DESCRIPTION	REV. BY	DATE	
	BRIZA 12		SHEET NO.	SIZE
	DESCRIPTION		DRAWING NO.	PROJECTION
	BUILD-IN WALL - 2 PIPES		BZBW.052052/2	REV
			DATE: ----	INIT: ---
		SCALE: ----		

TAG:

BRIZA 12 H52

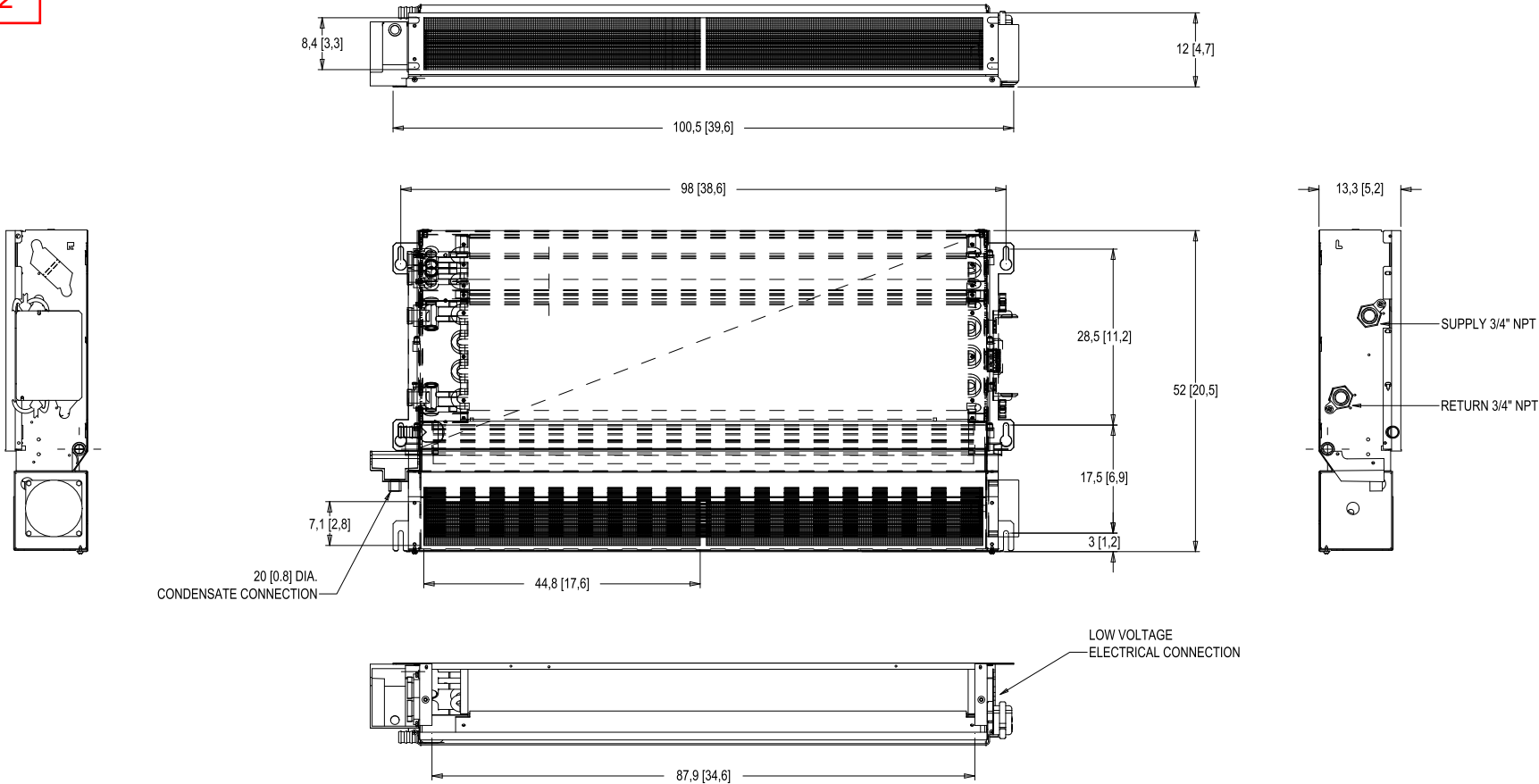


NOTES:
-DIMENSIONS ARE IN MM [IN]
-DRAWING IS NOT TO SCALE
-PRELIMINARY DRAWING FOR REFERENCE ONLY


0	FIRST ISSUE			
REV.	DESCRIPTION	REV. BY	DATE	
	BRIZA 12	SHEET NO.	SIZE	PROJECTION
	DESCRIPTION	DRAWING NO.	REV	
	BUILD-IN WALL - 2 PIPES	BZBW.052072/2	-	
		DATE: ----	INIT: ---	
		SCALE: -----		

TAG:

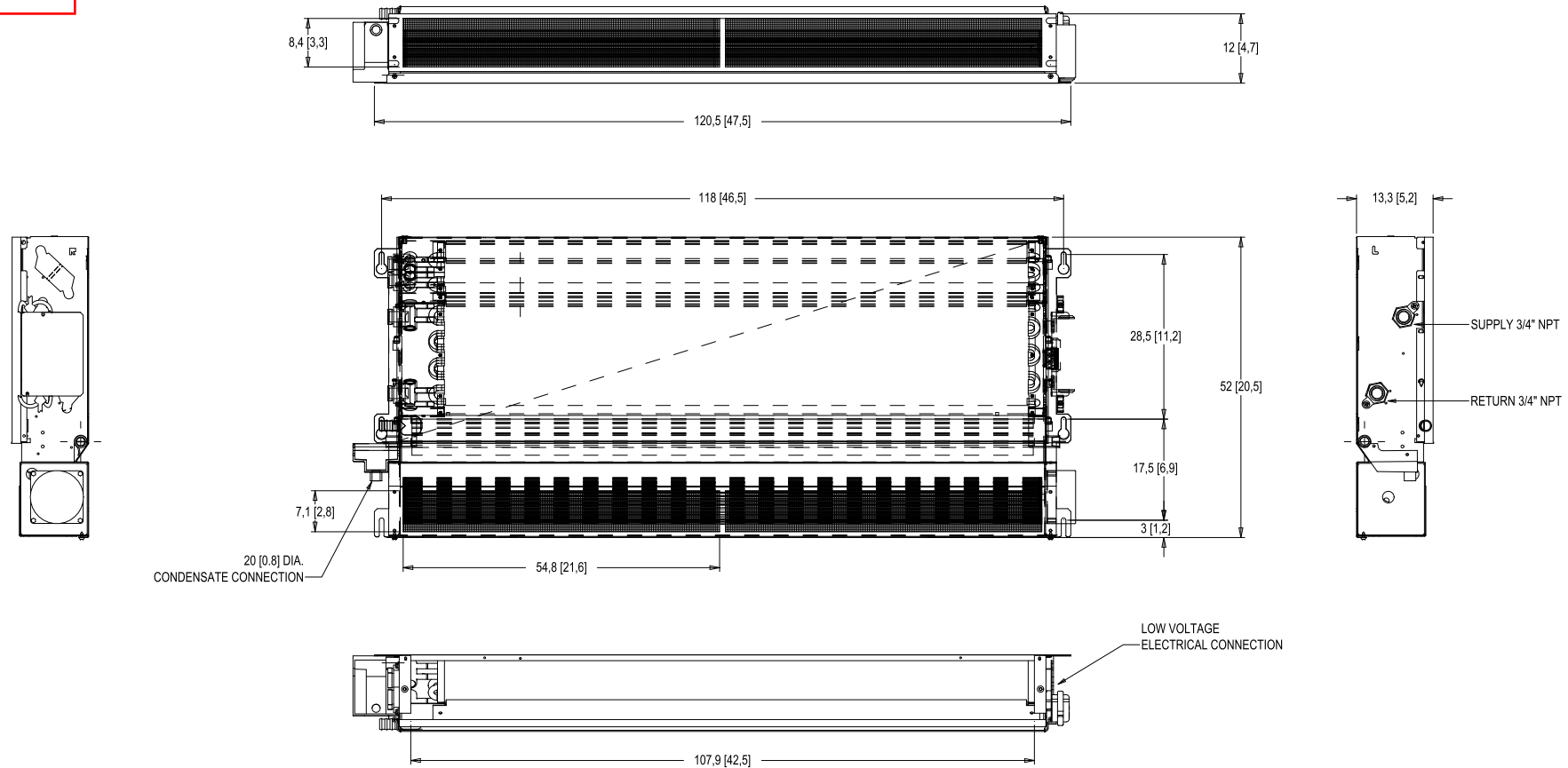
BRIZA 12 H52




NOTES:
-DIMENSIONS ARE IN MM [IN]
-DRAWING IS NOT TO SCALE
-PRELIMINARY DRAWING FOR REFERENCE ONLY

0	FIRST ISSUE			
REV.	DESCRIPTION	REV. BY	DATE	
 jaga	BRIZA 12	SHEET NO.	SIZE	PROJECTION
	DESCRIPTION	DRAWING NO.	REV	
	BUILD-IN WALL - 2 PIPES	BZBW.052102/2	-	
		DATE: ----	INIT: ---	
		SCALE: ----		

TAG:
BRIZA 12 H52

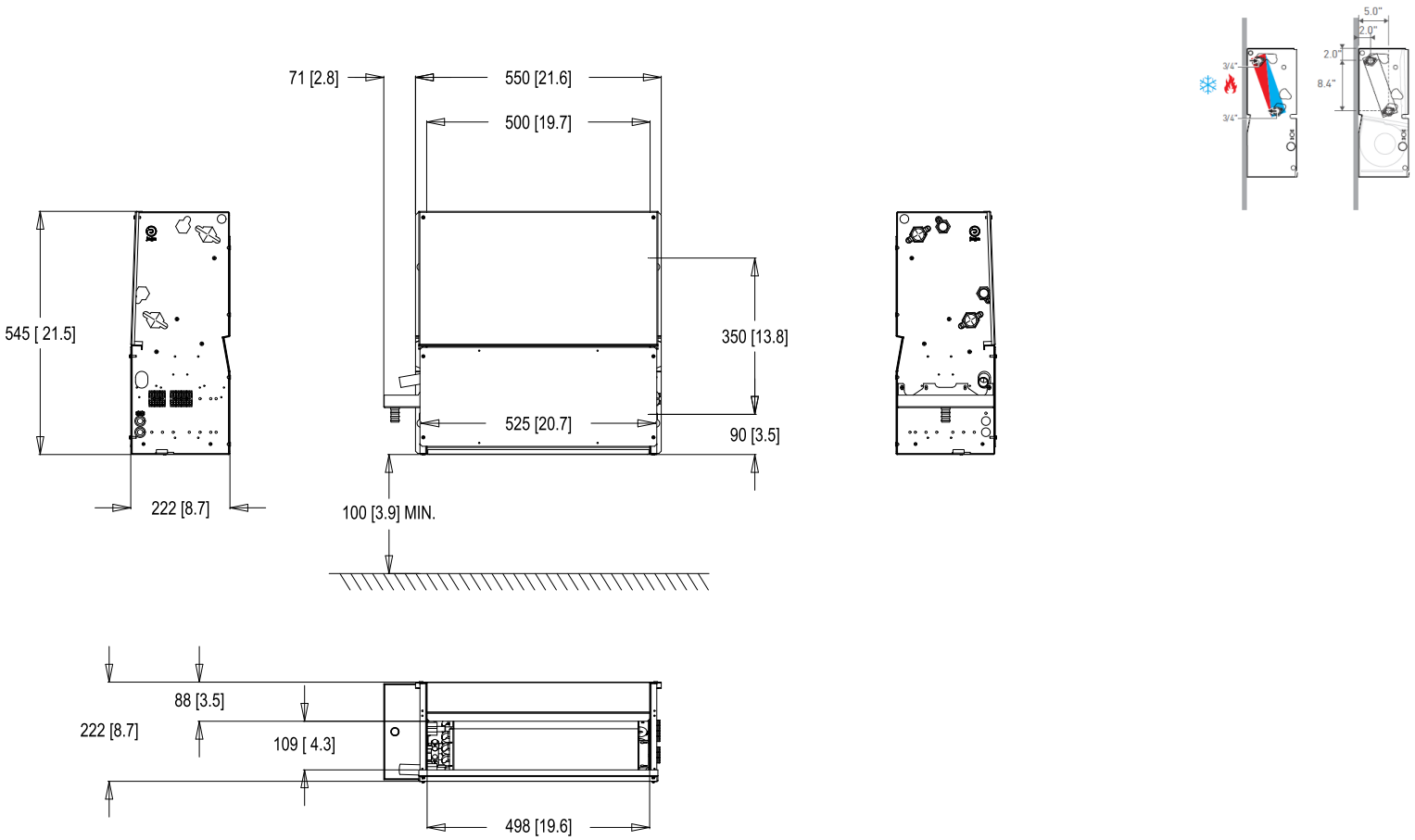


NOTES:
-DIMENSIONS ARE IN MM [IN]
-DRAWING IS NOT TO SCALE
-PRELIMINARY DRAWING FOR REFERENCE ONLY


0	FIRST ISSUE			
REV.	DESCRIPTION	REV. BY	DATE	
	BRIZA 12	SHEET NO.	SIZE	PROJECTION
	DESCRIPTION	DRAWING NO.	REV	
	BUILD-IN WALL - 2 PIPES	BZBW.052122/2	-	
		DATE: ----	INIT: ---	
		SCALE: -----		

TAG: Briza 22 02

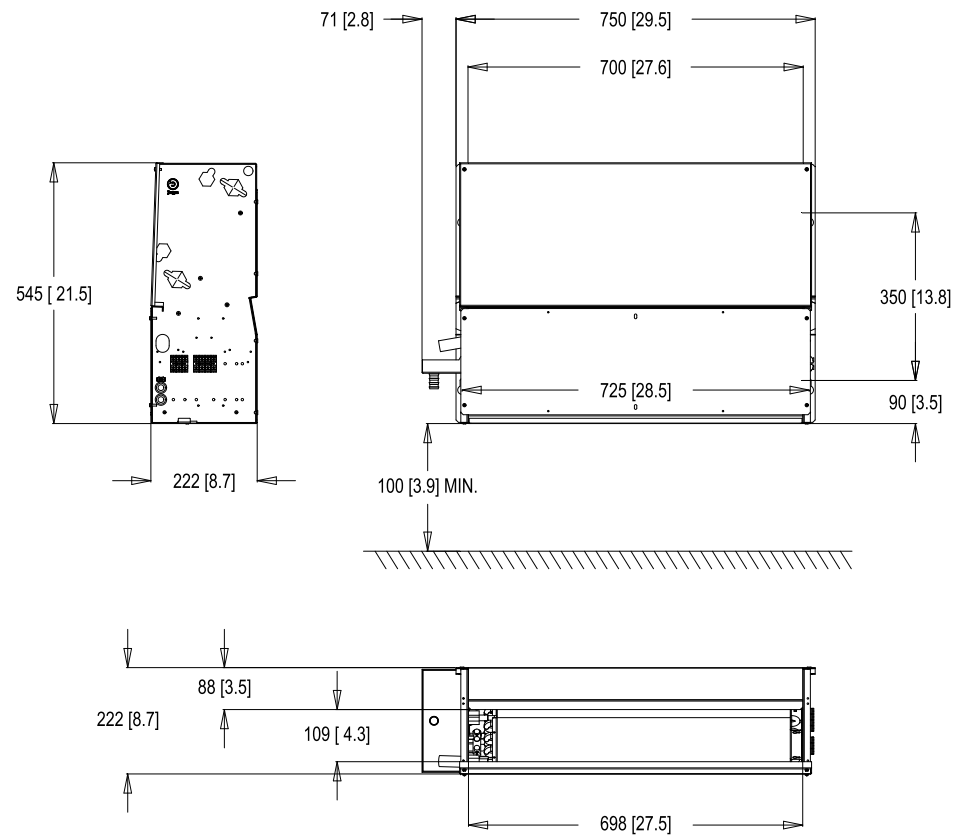
Dimensions connections



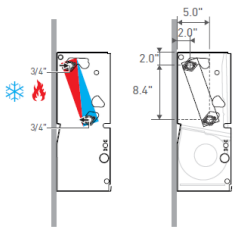
NOTES:
-DIMENSIONS ARE IN MM [IN]
-DRAWING IS NOT TO SCALE
-PRELIMINARY DRAWING FOR REFERENCE ONLY

0	FIRST ISSUE					
REV.	DESCRIPTION			REV. BY	DATE	
	BRIZA 22			SHEET NO.	SIZE	
				----	--	
	DESCRIPTION WALL - TYPE 2			DRAWING NO.		REV
				BABC.05505522/2/BT		-
			DATE: ----		INIT: ---	
			SCALE: -----			


TAG: Briza 22 03



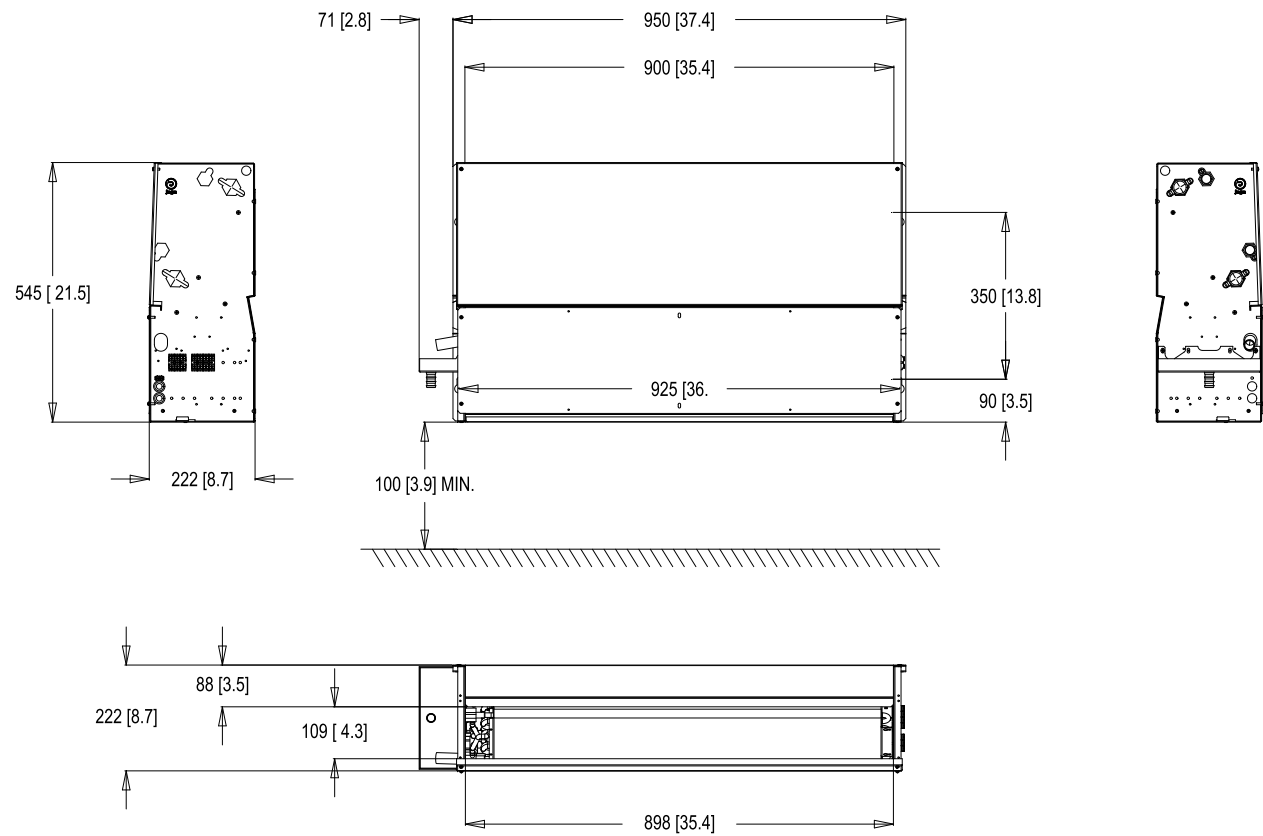
Dimensions connections



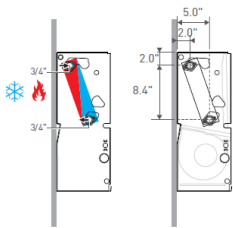
NOTES:
-DIMENSIONS ARE IN MM [IN]
-DRAWING IS NOT TO SCALE
-PRELIMINARY DRAWING FOR REFERENCE ONLY

0	FIRST ISSUE			
REV.	DESCRIPTION	REV. BY	DATE	
	BRIZA 22		SHEET NO.	SIZE
	WALL - TYPE 3		----	--
			DRAWING NO.	PROJECTION
			BABC.05507522/2/BT	---
		DATE: ----	INIT: ---	REV
		SCALE: -----		-


TAG: Briza 22 04



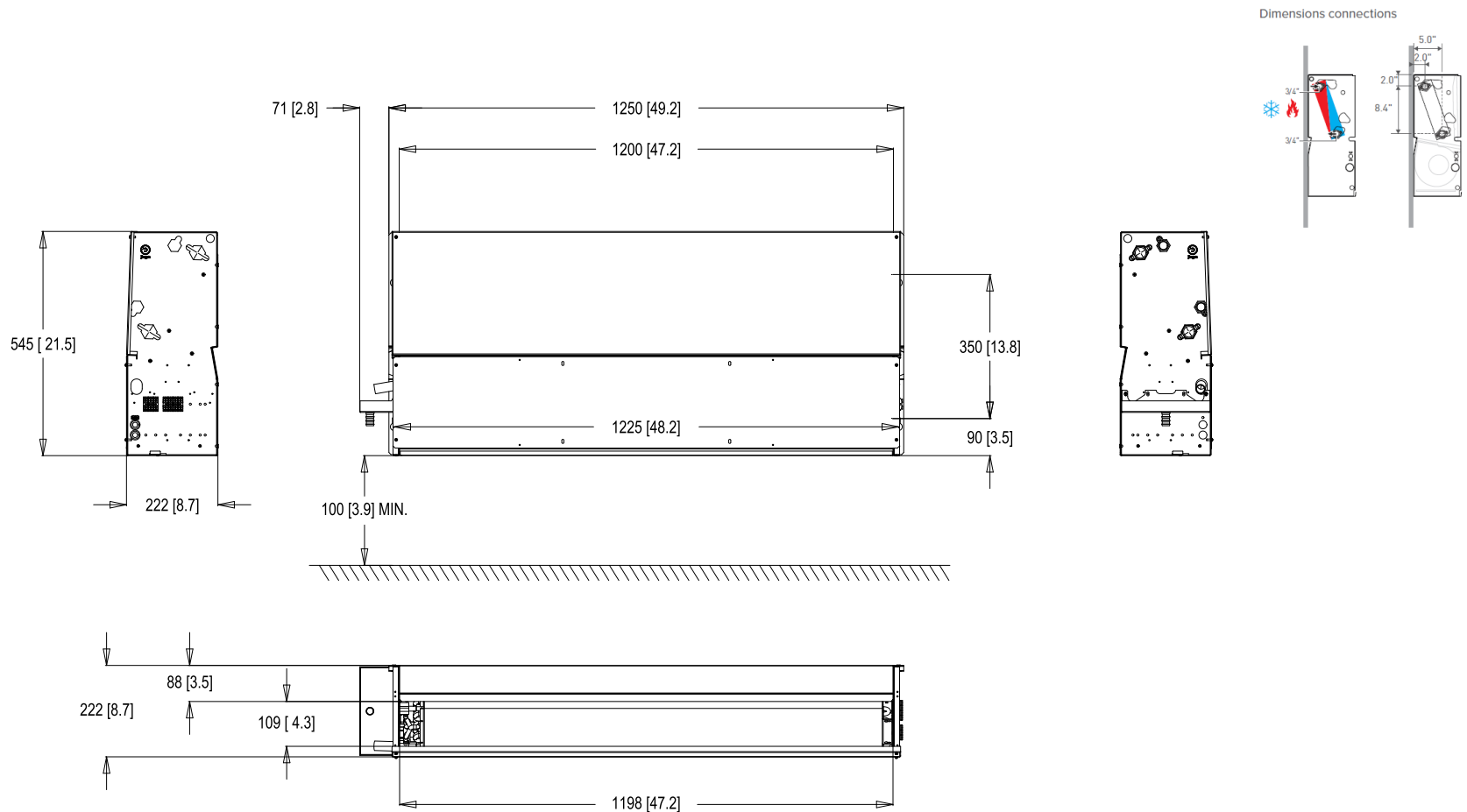
Dimensions connections




NOTES:
-DIMENSIONS ARE IN MM [IN]
-DRAWING IS NOT TO SCALE
-PRELIMINARY DRAWING FOR REFERENCE ONLY

0	FIRST ISSUE			
REV.	DESCRIPTION		REV. BY	DATE
	BRIZA 22		SHEET NO. ----	SIZE --
	DESCRIPTION WALL - TYPE 4		DRAWING NO. BABC.05509522/2/BT	
			PROJECTION ---	
			REV -	
			DATE: ---- INIT: ---	
		SCALE: -----		

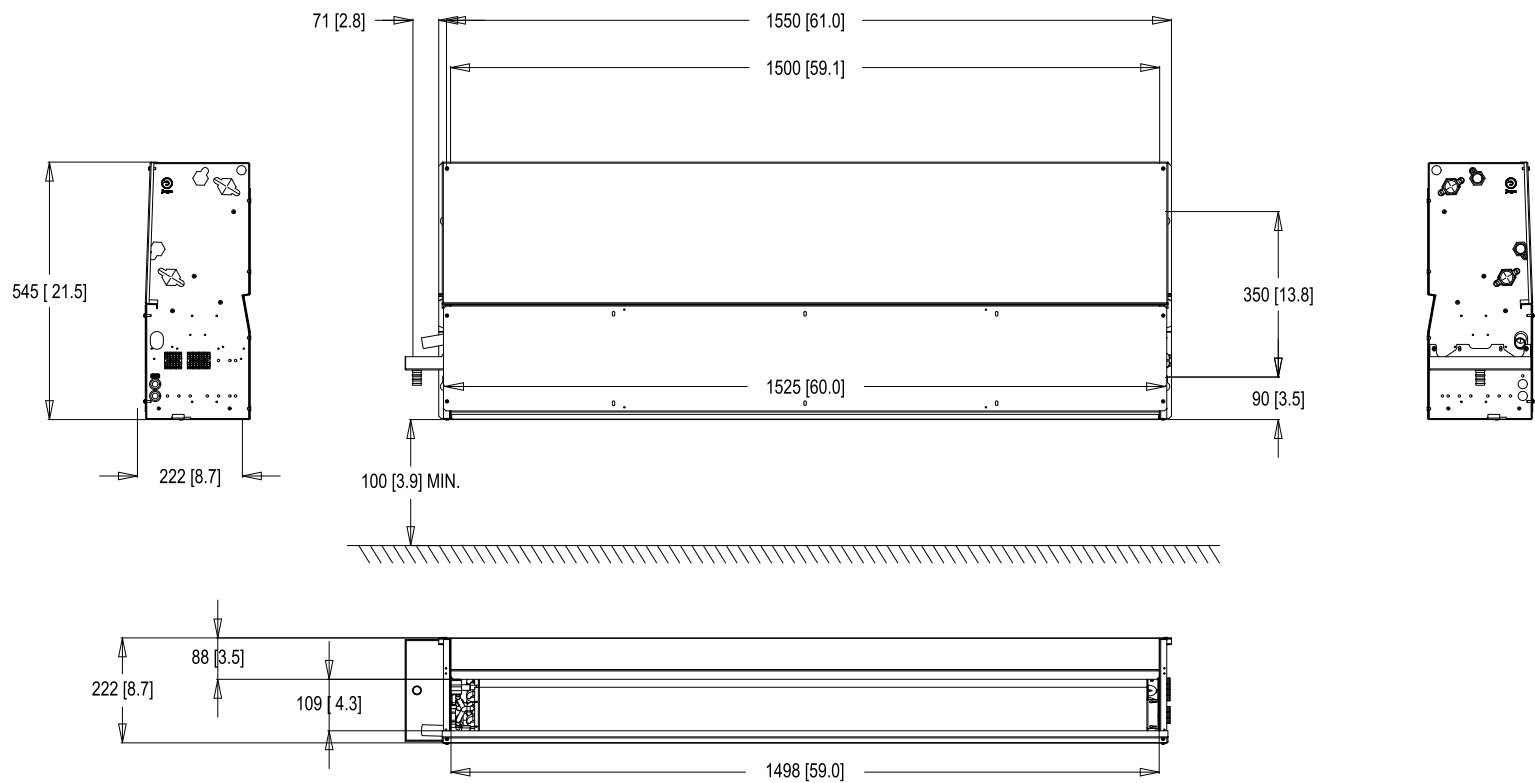
TAG: Briza 22 06




NOTES:
-DIMENSIONS ARE IN MM [IN]
-DRAWING IS NOT TO SCALE
-PRELIMINARY DRAWING FOR REFERENCE ONLY

0	FIRST ISSUE				
REV.	DESCRIPTION			REV. BY	DATE
 jaga	PROJECT REF.			SHEET NO.	SIZE
	BRIZA 22			----	--
	DESCRIPTION			DRAWING NO.	
	WALL - TYPE 6			BABC.05512522/2/BT	
				DATE: ----	INIT: ---
				SCALE: -----	

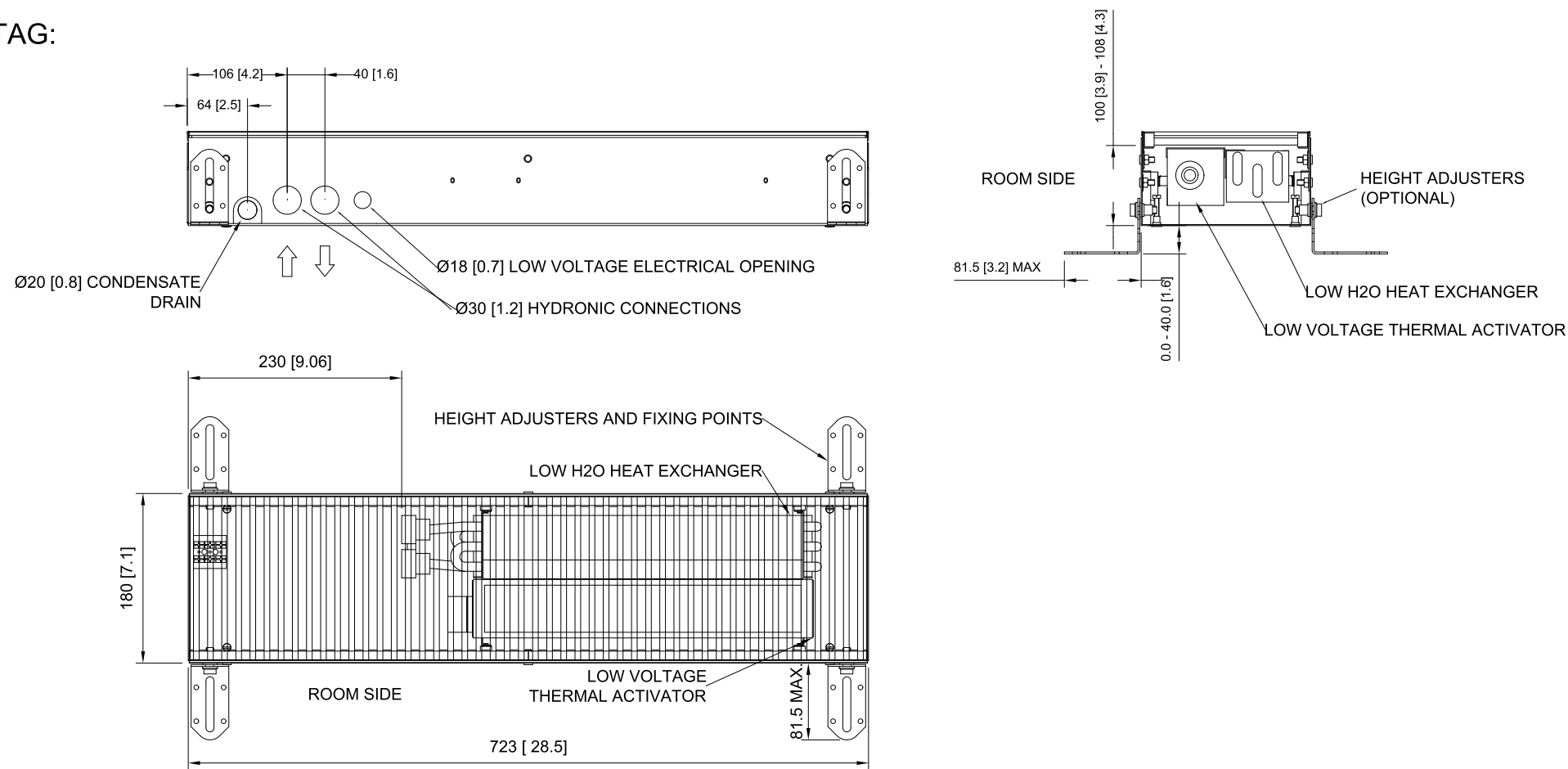
TAG: Briza 22 08




NOTES:
-DIMENSIONS ARE IN MM [IN]
-DRAWING IS NOT TO SCALE
-PRELIMINARY DRAWING FOR REFERENCE ONLY

0	FIRST ISSUE			
REV.	DESCRIPTION	REV. BY	DATE	
	BRIZA 22	SHEET NO.	SIZE	PROJECTION
	DESCRIPTION	DRAWING NO.	REV	
	WALL - TYPE 8	BABC.05515522/2/BT	-	
		DATE: ----	INIT: ---	
		SCALE: -----		

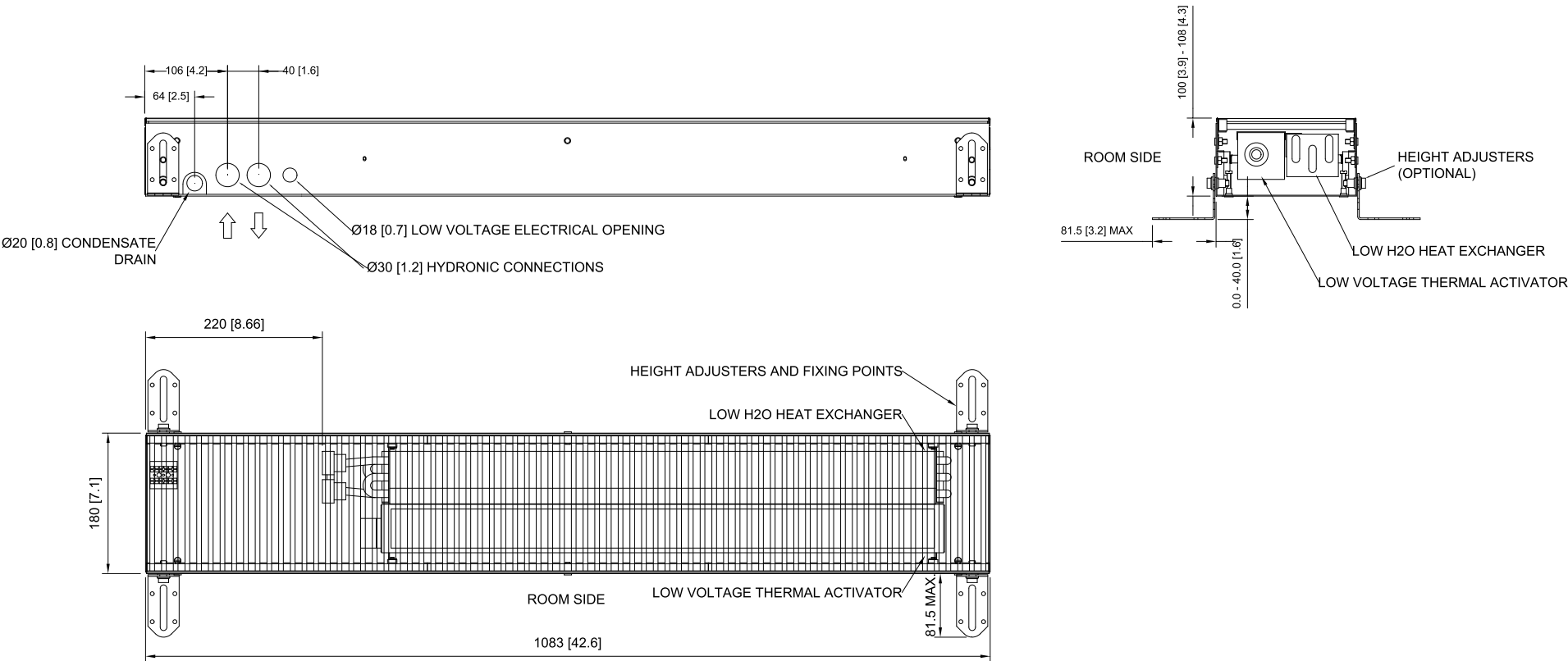
TAG:




NOTES:
-DIMENSIONS ARE IN MM [IN]
-DRAWING IS NOT TO SCALE
-PRELIMINARY DRAWING FOR REFERENCE ONLY

0	FIRST ISSUE			
REV.	DESCRIPTION	REV. BY	DATE	
	CLIMA CANAL H010	SHEET NO.	SIZE	PROJECTION
	DESCRIPTION	DRAWING NO.	REV	
	HYBRID - BUILD-IN FLOOR	CLCM.01007218/BNA	-	
		DATE: ----	INIT: ---	
		SCALE: -----		

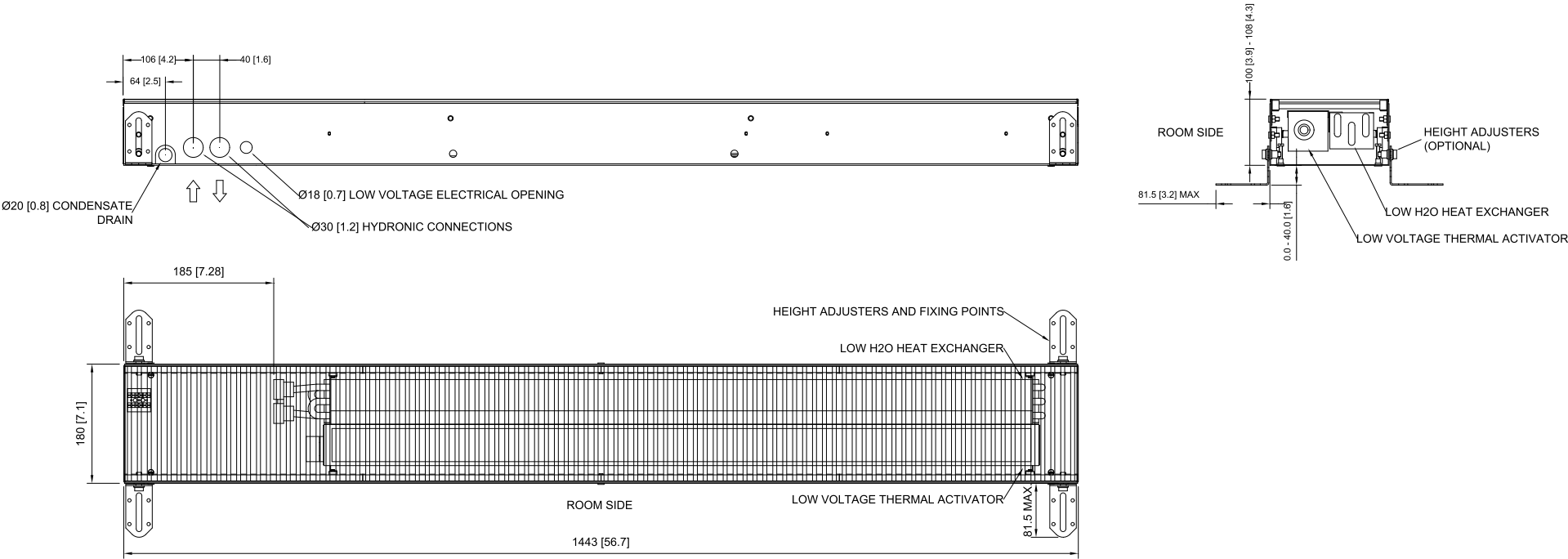
TAG:




NOTES:
-DIMENSIONS ARE IN MM [IN]
-DRAWING IS NOT TO SCALE
-PRELIMINARY DRAWING FOR REFERENCE ONLY

0	FIRST ISSUE				
REV.	DESCRIPTION			REV. BY	DATE
	CLIMA CANAL H010			SHEET NO.	SIZE
	DESCRIPTION			DRAWING NO.	PROJECTION
	HYBRID - BUILD-IN FLOOR			CLCM.01010818/BNA	REV
				DATE: ----	INIT: ---
			SCALE: -----		

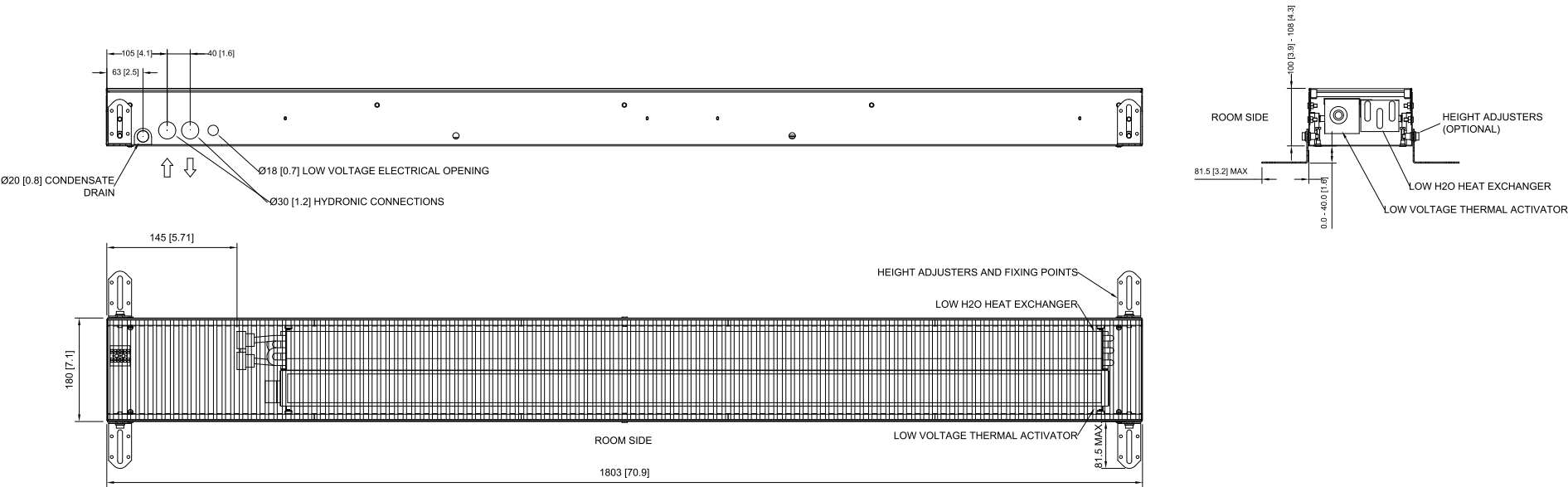
TAG:




NOTES:
-DIMENSIONS ARE IN MM [IN]
-DRAWING IS NOT TO SCALE
-PRELIMINARY DRAWING FOR REFERENCE ONLY

0	FIRST ISSUE			
REV.	DESCRIPTION	REV. BY	DATE	
	CLIMA CANAL H010		SHEET NO.	SIZE
	DESCRIPTION		DRAWING NO.	PROJECTION
	HYBRID - BUILD-IN FLOOR		CLCM.01014418/BNA	REV
			DATE: ----	INIT: ---
		SCALE: -----		

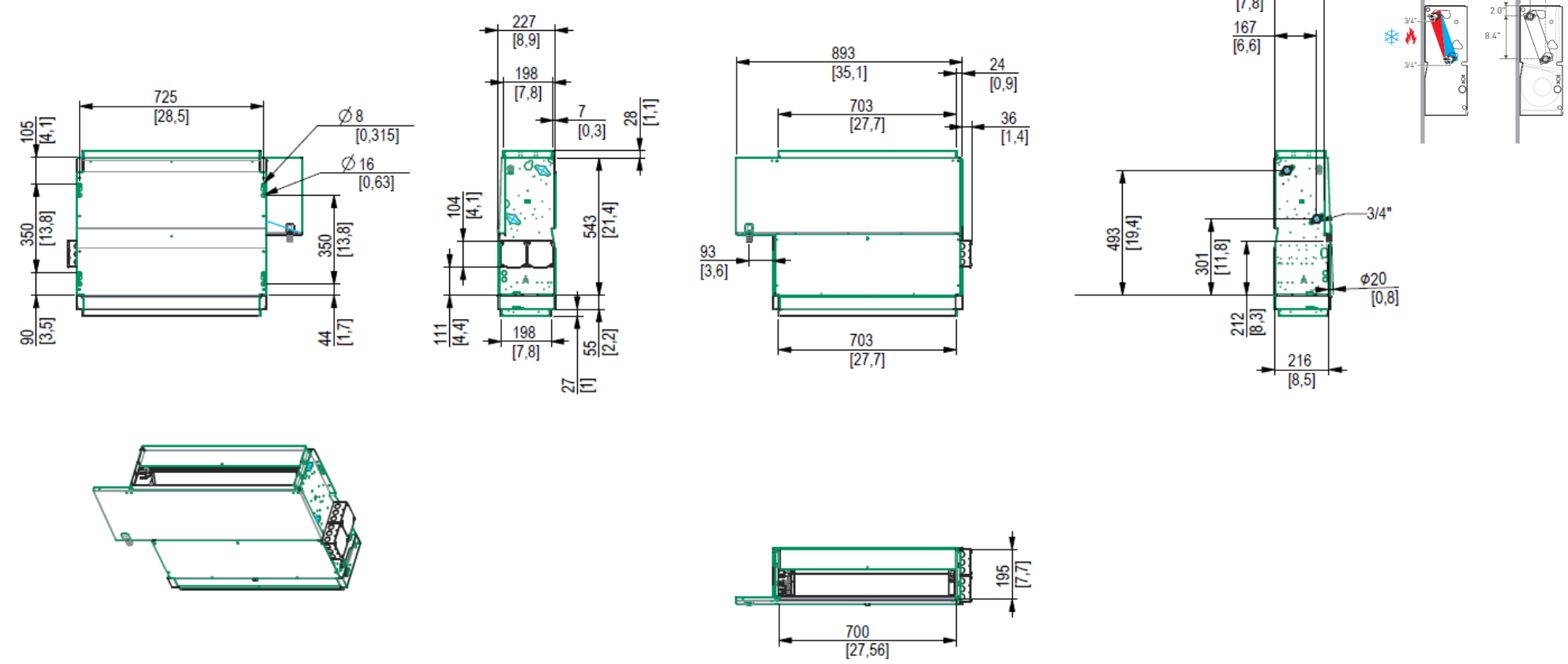
TAG:



NOTES:
-DIMENSIONS ARE IN MM [IN]
-DRAWING IS NOT TO SCALE
-PRELIMINARY DRAWING FOR REFERENCE ONLY

0	FIRST ISSUE				
REV.	DESCRIPTION			REV. BY	DATE
	CLIMA CANAL H010			SHEET NO.	SIZE
	DESCRIPTION			DRAWING NO.	PROJECTION
	HYBRID - BUILD-IN FLOOR			CLCM.01018018/BNA	REV
				DATE: ----	INIT: ---
			SCALE: -----		

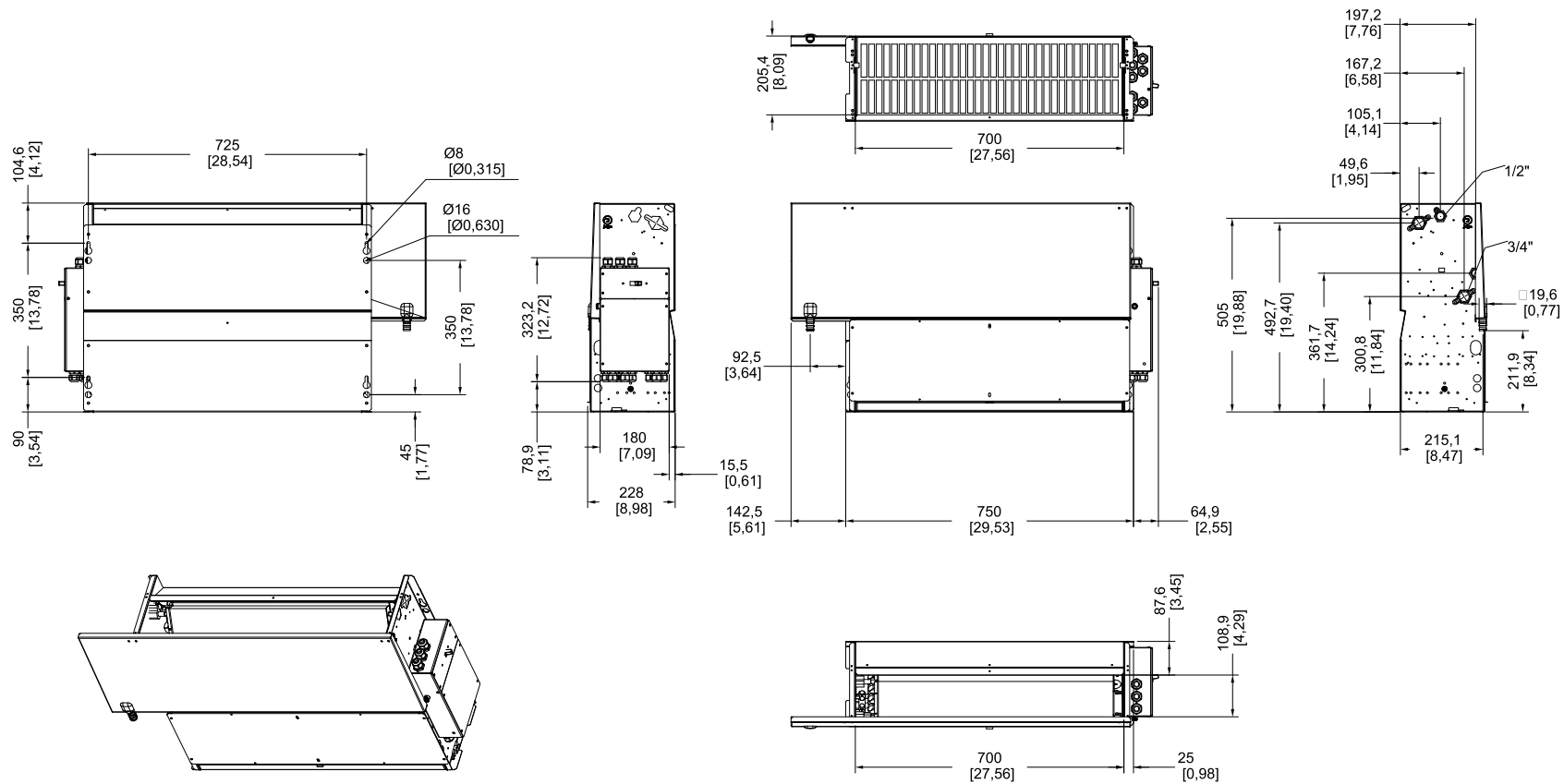
TAG:




NOTES:
-DIMENSIONS ARE IN MM [IN]
-DRAWING IS NOT TO SCALE
-PRELIMINARY DRAWING FOR REFERENCE ONLY

0	FIRST ISSUE					
REV.	DESCRIPTION			REV. BY	DATE	
		<div>BRIZA 22</div>		<div>SHEET NO.</div> <div>----</div>	<div>SIZE</div> <div>--</div>	<div>PROJECTION</div> <div>---</div>
		<div>DESCRIPTION</div> <div>CEILING - TYPE 3</div>		<div>DRAWING NO.</div> <div>BPBC.05507522/2/BT/HP</div>		<div>REV</div> <div>-</div>
				<div>DATE: ----</div> <div>SCALE: -----</div>		
				<div>INIT: ---</div>		

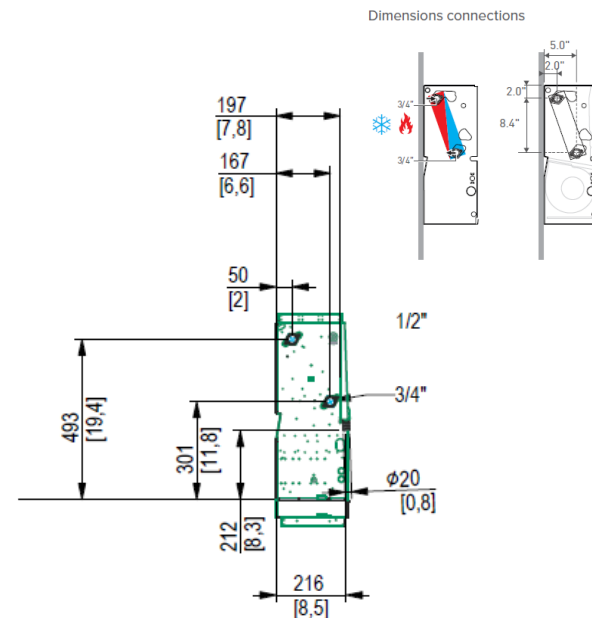
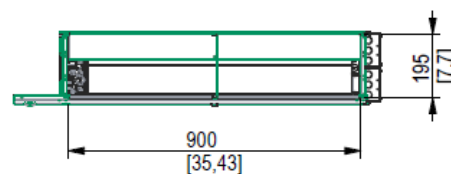
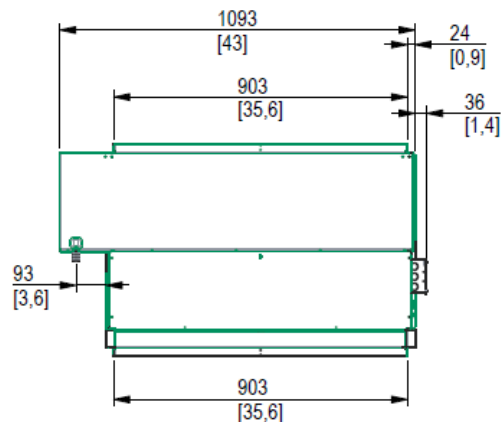
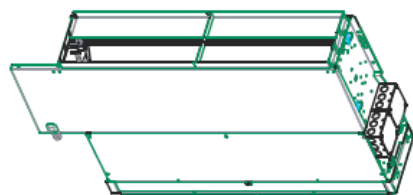
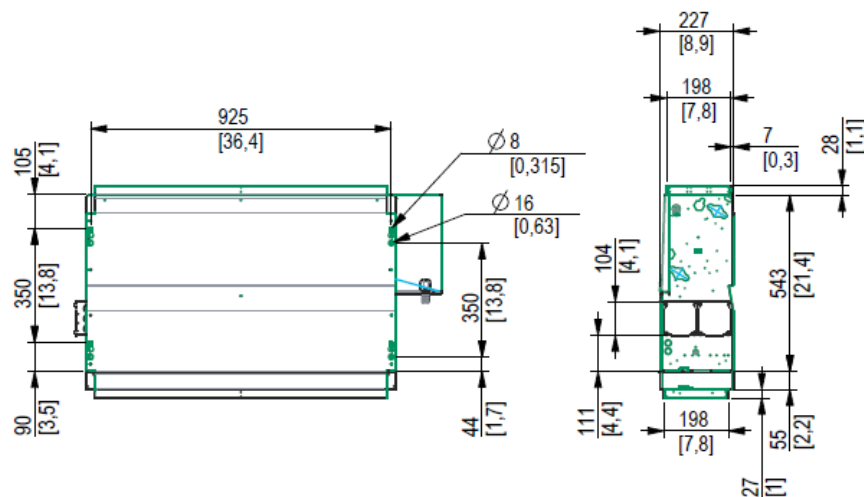
TAG:




NOTES:
-DIMENSIONS ARE IN MM [IN]
-DRAWING IS NOT TO SCALE
-PRELIMINARY DRAWING FOR REFERENCE ONLY

0	FIRST ISSUE			
REV.	DESCRIPTION		REV. BY	DATE
	BRIZA 22		SHEET NO. ----	SIZE --
	DESCRIPTION CEILING - TYPE 3 - 4 PIPE		DRAWING NO. BPBC.05507522/4/BT/HP	
			DATE: ----	INIT: ---
			SCALE: ----	

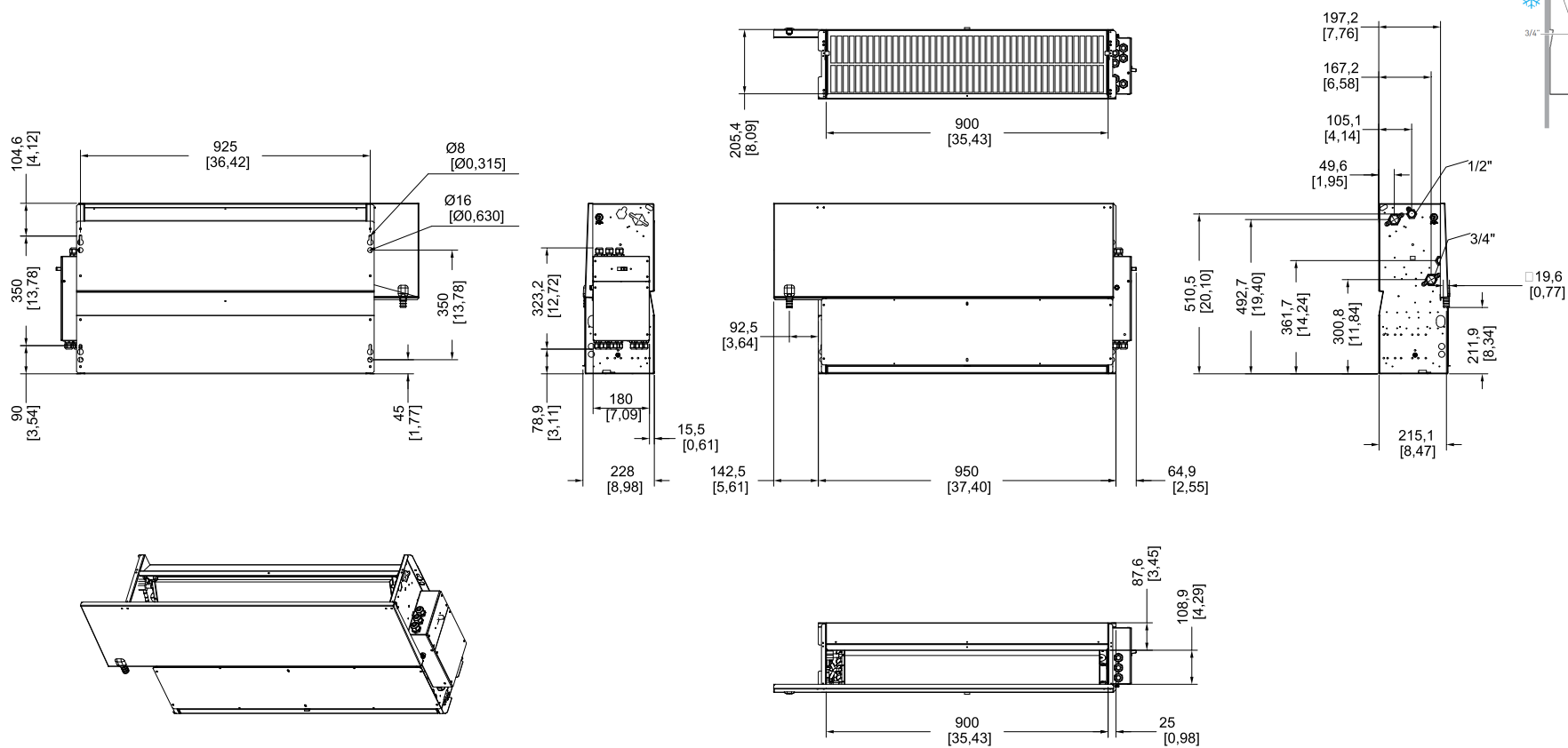
BRIZA 22 HP -208V



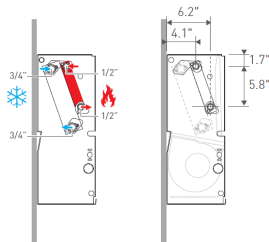
NOTES:
 -DIMENSIONS ARE IN MM [IN]
 -DRAWING IS NOT TO SCALE
 -PRELIMINARY DRAWING FOR REFERENCE ONLY

0	FIRST ISSUE			
REV.	DESCRIPTION	REV. BY	DATE	
 jaga	BRIZA 22		SHEET NO.	SIZE
	CEILING - TYPE 4		----	--
			DRAWING NO.	PROJECTION
			BPBC.05509522/2/BT/HP	REV
		DATE: ----	INIT: ---	
		SCALE: -----		


TAG:



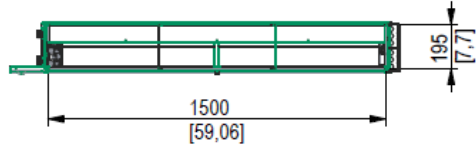
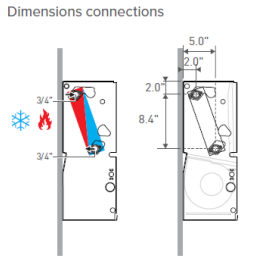
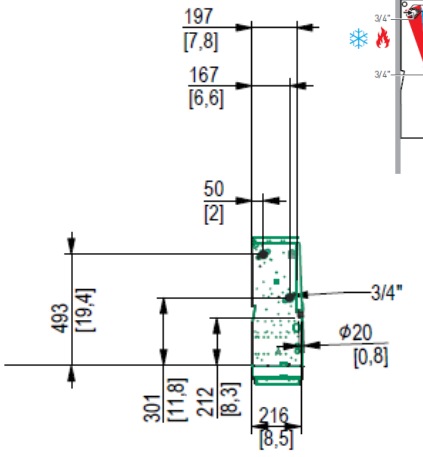
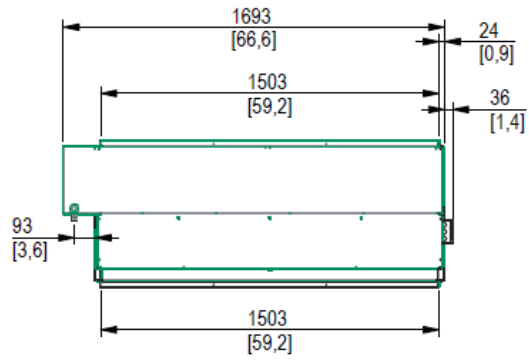
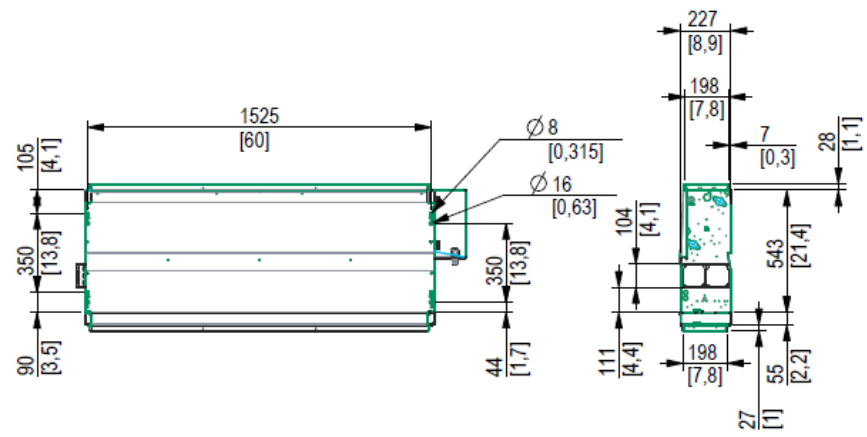
Dimensions connections (4 pipe)




NOTES:
-DIMENSIONS ARE IN MM [IN]
-DRAWING IS NOT TO SCALE
-PRELIMINARY DRAWING FOR REFERENCE ONLY

0	FIRST ISSUE			
REV.	DESCRIPTION	REV. BY	DATE	
 jaga	BRIZA 22		SHEET NO.	SIZE
	CEILING - TYPE 4 - 4 PIPE		----	--
			DRAWING NO.	PROJECTION
			BPBC.05509522/4/BT/HP	---
		DATE: ----	INIT: ---	REV
		SCALE: -----		-

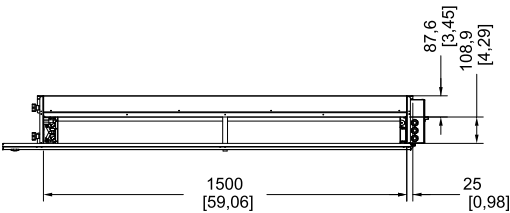
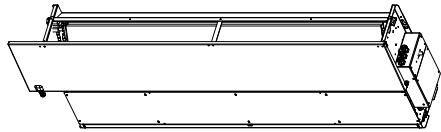
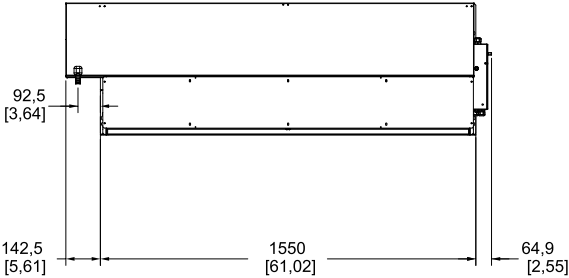
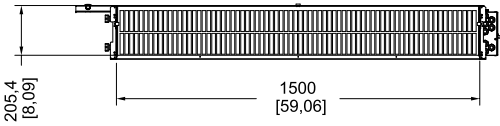
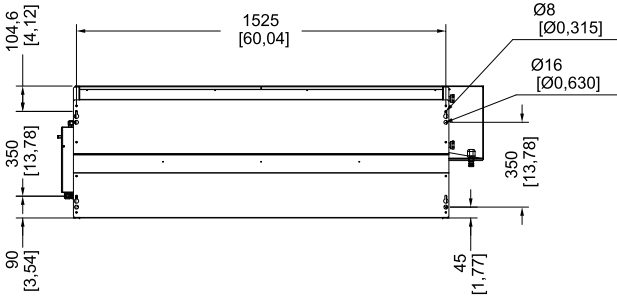
BRIZA 22 HP -208V



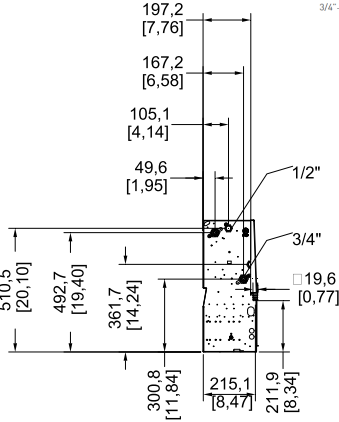
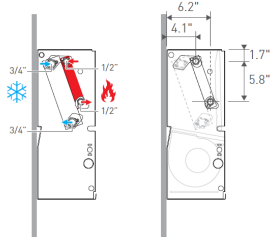
NOTES:
-DIMENSIONS ARE IN MM [IN]
-DRAWING IS NOT TO SCALE
-PRELIMINARY DRAWING FOR REFERENCE ONLY

0	FIRST ISSUE			
REV.	DESCRIPTION	REV. BY	DATE	
 jaga		BRIZA 22		SHEET NO. ----
		CEILING - TYPE 8		SIZE --
		DRAWING NO. BPBC.05515522/2/BT/HP		PROJECTION ---
		DATE: ----		REV -
		INIT: ---		
		SCALE: -----		


TAG:




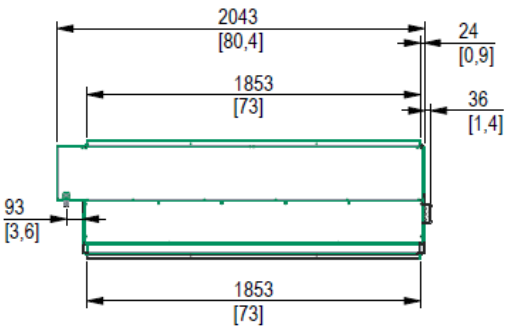

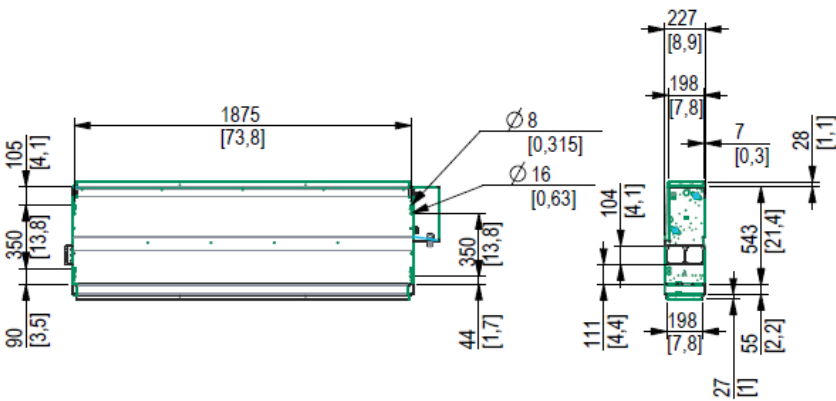
Dimensions connections (4 pipe)



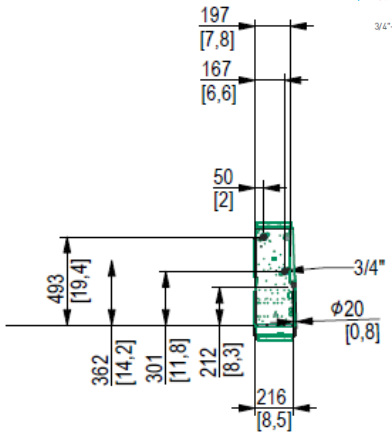
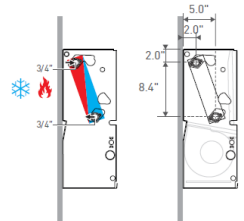
NOTES:
-DIMENSIONS ARE IN MM [IN]
-DRAWING IS NOT TO SCALE
-PRELIMINARY DRAWING FOR REFERENCE ONLY

0	FIRST ISSUE			
REV.	DESCRIPTION	REV. BY	DATE	
		BRIZA 22		
		SHEET NO.	SIZE	PROJECTION
		----	--	---
		DESCRIPTION		
		CEILING - TYPE 8 - 4 PIPE		
		DRAWING NO.		REV
		BPBC.05515522/4/BT/HP		-
		DATE: ----	INIT: ---	
		SCALE: -----		


BRIZA 22 HP -208V



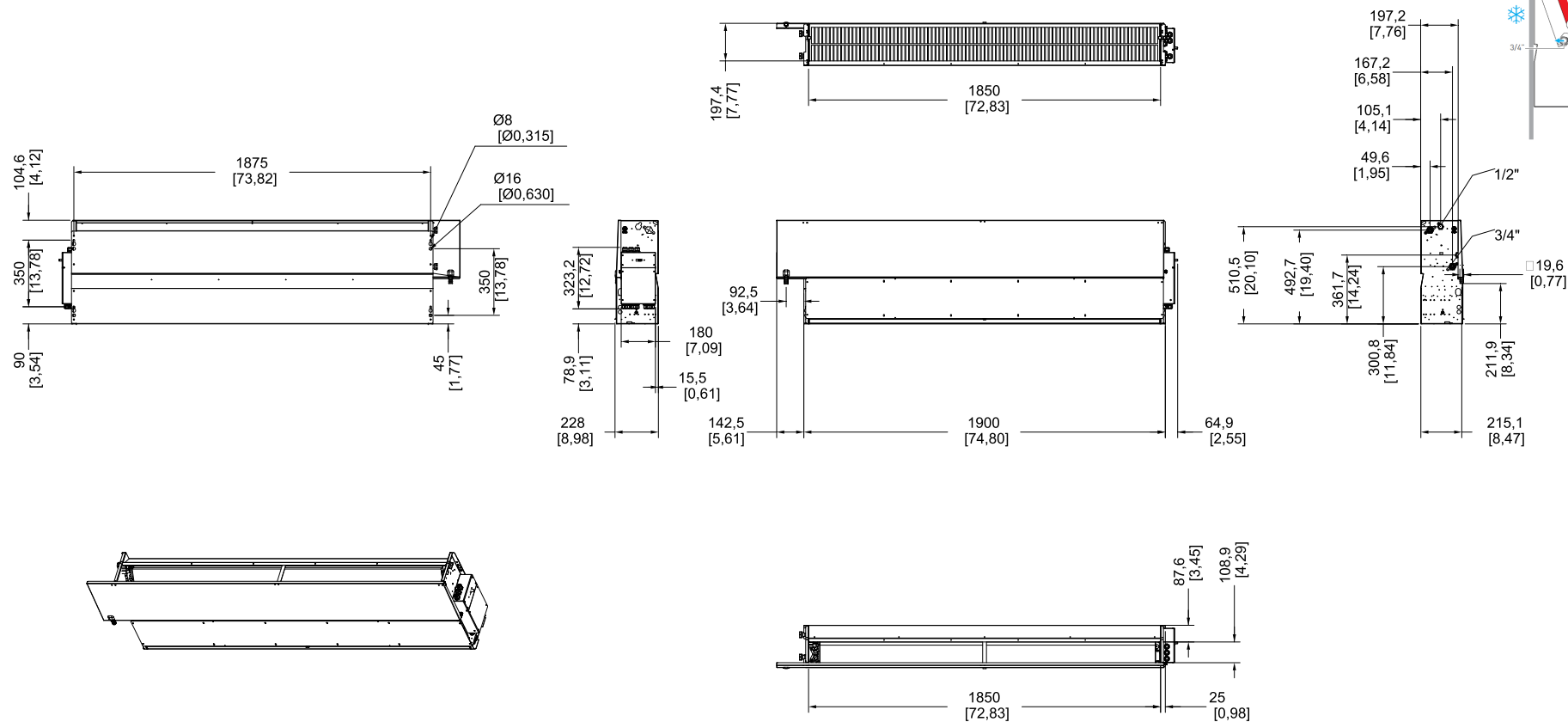
Dimensions connections



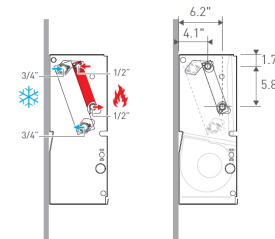
NOTES:
-DIMENSIONS ARE IN MM [IN]
-DRAWING IS NOT TO SCALE
-PRELIMINARY DRAWING FOR REFERENCE ONLY

0	FIRST ISSUE			
REV.	DESCRIPTION	REV. BY	DATE	
 jaga	BRIZA 22		SHEET NO.	SIZE
	CEILING - TYPE 10		----	--
			DRAWING NO.	PROJECTION
			BPBC.05519022/2/BT/HP	REV
		DATE: ----	INIT: ---	
		SCALE: -----		


TAG:



Dimensions connections (4 pipe)




NOTES:
 -DIMENSIONS ARE IN MM [IN]
 -DRAWING IS NOT TO SCALE
 -PRELIMINARY DRAWING FOR REFERENCE ONLY

0	FIRST ISSUE			
REV.	DESCRIPTION	REV. BY	DATE	
 jaga	BRIZA 22	SHEET NO. ----	SIZE --	PROJECTION ---
	DESCRIPTION CEILING - TYPE 10 - 4 PIPE	DRAWING NO. BPBC.05519022/4/BT/HP		REV. -
		DATE: ----	INIT: ---	
		SCALE: -----		

TAG: Briza 22 02, Briza 22 03, Briza 22 04, Briza 22 06, Briza 22 08

MECHANICAL CONTRACTOR - DETERMINE THE RETURN AIRFLOW ORIENTATION (BOTTOM OR BACK)

Built-in wall configuration




TYPE: BABW/BT

- Built-In Wall standard
- Supply air at the top
 - Return air at the bottom




TYPE: BABW/FT

- Built-In Wall (optional)
- Supply air at the top
 - Return air at the front
 - Increased width for filter 3/4"



TYPE: BABW/BF

- Built-In Wall (optional)
- Supply air at the front
 - Return air at the bottom
 - Increased width for filter 3/4"




TYPE: BABW/FF

- Built-In Wall (optional)
- Supply air at the front
 - Return air at the front
 - Increased width for filter 3/4"




NOTES:

0	FIRST ISSUE					
REV.	DESCRIPTION			REV. BY	DATE	
 jaga	BRIZA 22			SHEET NO.	SIZE	
				----	--	
	DESCRIPTION <div>BUILT-IN WALL CONFIG</div>			DRAWING NO.		REV
						-
				DATE: ----		INIT: ---
SCALE: -----						

TAG: , , , , , ,

MECHANICAL CONTRACTOR - DETERMINE THE RETURN AIRFLOW ORIENTATION (BOTTOM OR BACK)


Built-in ceiling configuration




TYPE: BABC/BT

Built-In Ceiling standard

- Return air at the bottom
- Supply air at the top







TYPE: BABC/FT

Built-In Ceiling (optional)

- Return air at the front
- Supply air at the top



NOTES:

0	FIRST ISSUE						
REV.	DESCRIPTION				REV. BY	DATE	
 jaga	BRIZA 22				SHEET NO.	SIZE	PROJECTION
					----	--	---
	DESCRIPTION	BUILT-IN CEILING CONFIG			DRAWING NO.		REV
	-				-		
				DATE: ----		INIT: ---	
				SCALE: -----			

Power, wiring and control requirement

This document outlines power, wiring and control requirement to ensure Jaga products function and are installed correctly.

Briza-12 products are low voltage 24VDC.

Briza-22 products are 120VAC.

Briza-22HP products are 208VAC-60Hz, single phase.

Jaga fans require:

-0-10V DC signal from a DDC or building automation system.

The 0-10V signal can also be daisy chained. Generally, a single zone or exposure will all receive the same 0-10V signal.

Maximum power draw of single Jaga unit:

Briza 12: 28.8W

Briza 22: 240W

Clima Canal H10 Heating/Cooling Stock: 14.1W


Briza 22 HP: 347W

Notes:

-For Briza-12 and Clima canals:

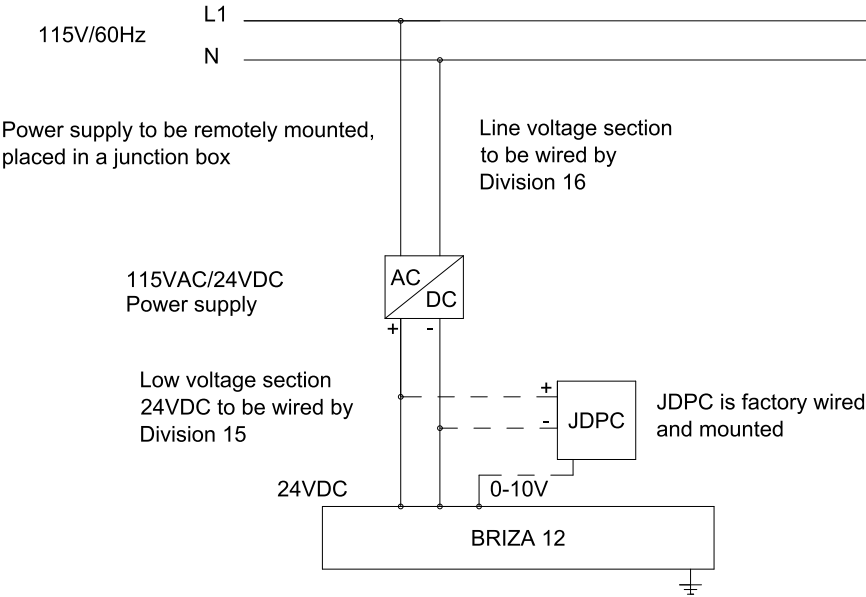
- Division 16 to connect the 120VAC side of the 120VAC-24VDC power supply and must be placed in an electrical enclosure (supplied by Div. 16), located remotely to the Jaga unit.
- Division 15 to run minimum 16AWG stranded wire to the Jaga units not exceeding the length called up on the product info sheet.
- The power supply used on 24VDC devices is to be Direct Current only. No Alternating Current voltage shall be connected to the 24VDC Jaga units. When different power supplies are used for 24VDC and 0-10VDC controller, it is required to connect the ground (-) of both power supplies together. Do not connect the ground from any DC power supply to earth!

NOTES:
-PRELIMINARY DRAWING FOR REFERENCE ONLY

0	FIRST ISSUE		
REV.	DESCRIPTION	REV. BY	DATE
	BRIZA 12	SHEET NO. ---	SIZE --
	DESCRIPTION 115V/60Hz with external 0-10V control signal	DRAWING NO.	REV. -
		DATE: ----	INIT: ---
		SCALE: -----	


TAG:

Briza 12 115V/60Hz
with JDPC ON/OFF controller



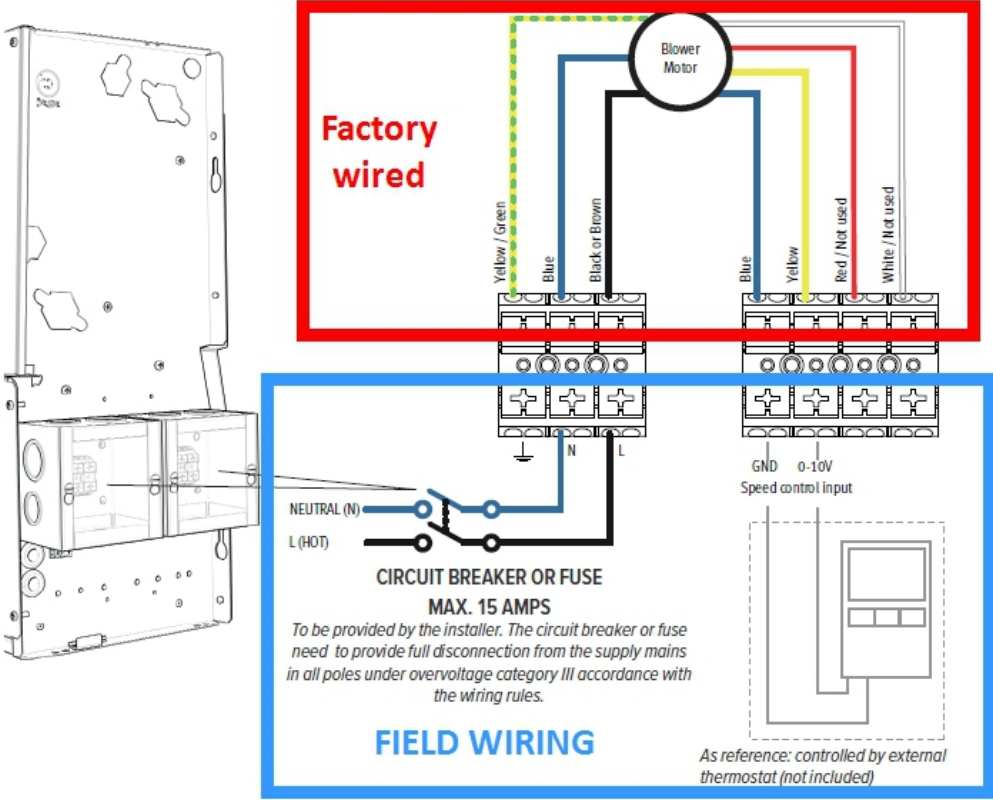
For all electric products, the installation must be carried out in function of the local building codes.

NOTES:
-PRELIMINARY DRAWING FOR REFERENCE ONLY

0	FIRST ISSUE			
REV.	DESCRIPTION	REV. BY	DATE	
	BRIZA 12	SHEET NO.	SIZE	PROJECTION
	DESCRIPTION	DRAWING NO.	DATE: ----	INIT: ---
	115V/60Hz with JDPC ON/OFF controller	SCALE: -----		


0-10V CONTROL OPTION VIA BMS

TAG: Briza 22 02, Briza 22 03, Briza 22 04, Briza 22 06, Briza 22 08



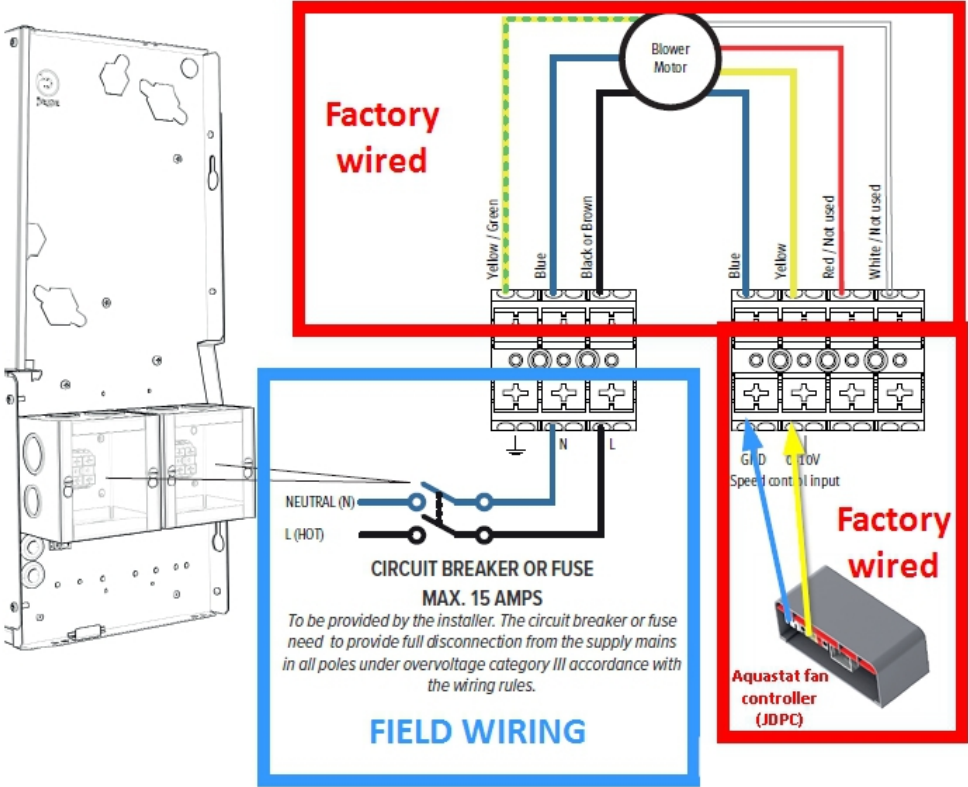
For all electric products, the installation must be carried out in function of the local building codes.

NOTES:
-PRELIMINARY DRAWING FOR REFERENCE ONLY

0	FIRST ISSUE			
REV.	DESCRIPTION		REV. BY	DATE
 jaga	BRIZA 22/26		SHEET NO.	SIZE
	DESCRIPTION		DRAWING NO.	PROJECTION
	115V/60Hz with external 0-10V control signal			REV
			DATE: ----	INIT: ---
		SCALE: ----		


ON OFF JAGA FAN CONTROLLER

TAG: BRIZA 22 02



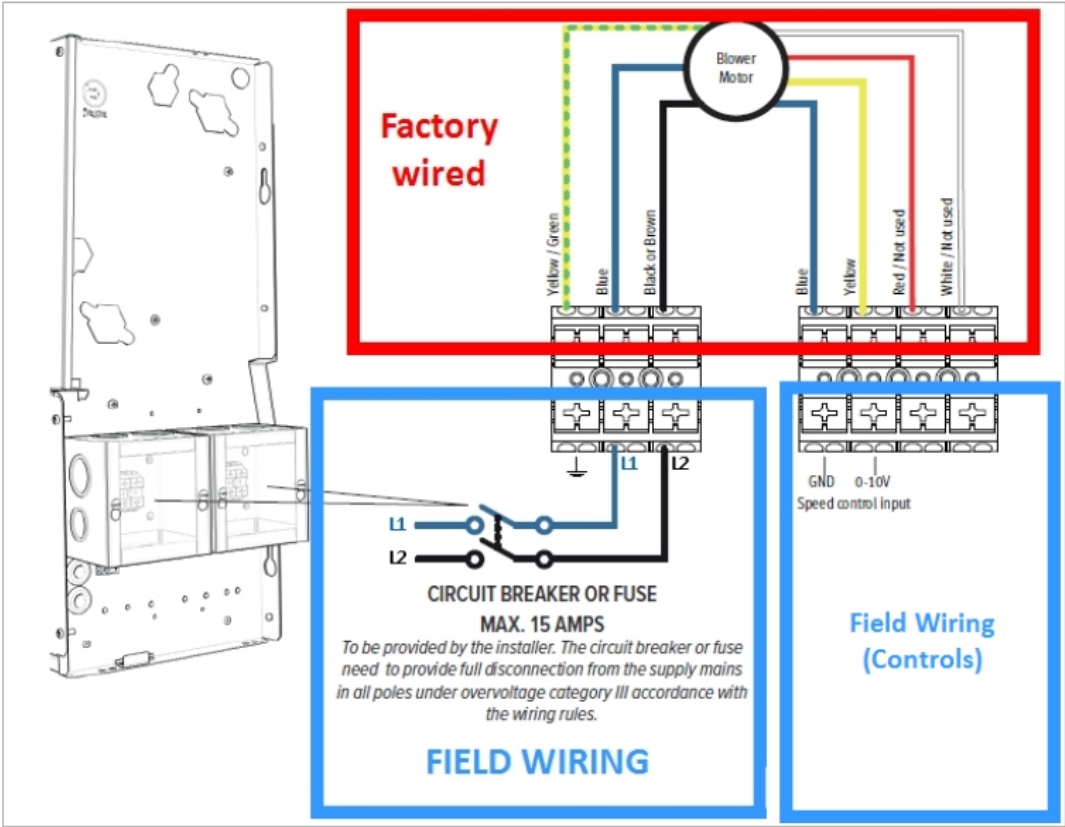
For all electric products, the installation must be carried out in function of the local building codes.

NOTES:
-PRELIMINARY DRAWING FOR REFERENCE ONLY

0	FIRST ISSUE			
REV.	DESCRIPTION	REV. BY	DATE	
 jaga	BRIZA 22	SHEET NO.	SIZE	PROJECTION
	DESCRIPTION	DRAWING NO.	REV	
	115V/60Hz with JDPC ON/OFF controller	DATE: ----	INIT: ---	
		SCALE: -----		


0-10V CONTROL OPTION VIA BMS

TAG: , , , , , , ,



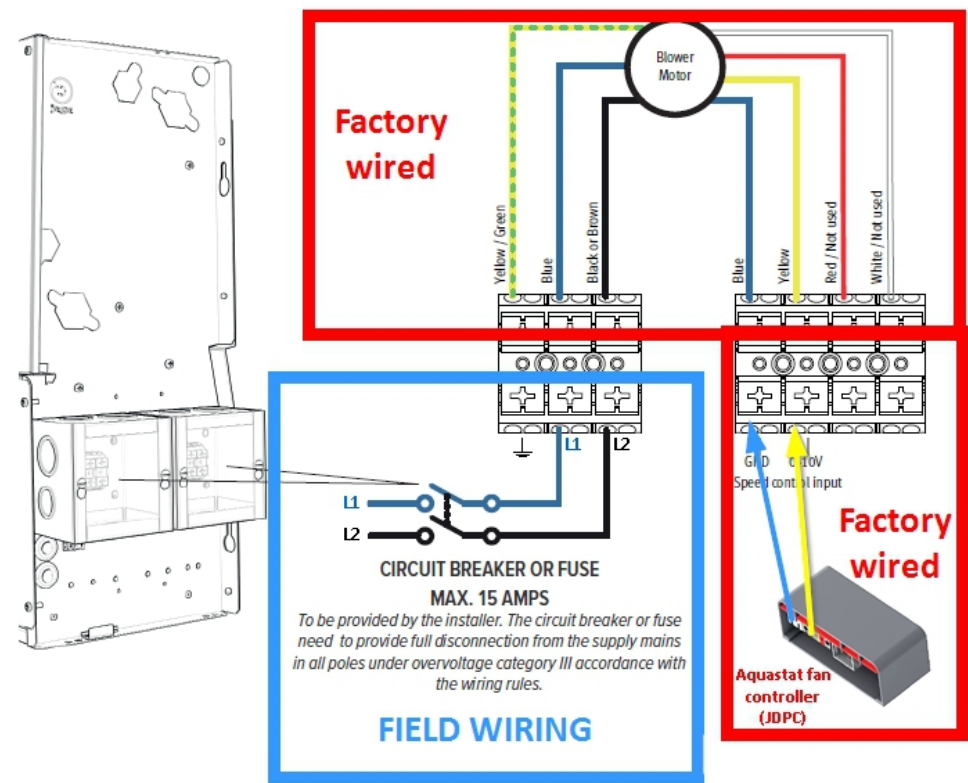
For all electric products, the installation must be carried out in function of the local building codes.

NOTES:
-PRELIMINARY DRAWING FOR REFERENCE ONLY

0	FIRST ISSUE			
REV.	DESCRIPTION	REV. BY	DATE	
 jaga	BRIZA 22/26	SHEET NO.	SIZE	PROJECTION
	DESCRIPTION	DRAWING NO.	REV	
	208V/60Hz with external 0-10V control signal	DATE: ----	INIT: ---	
		SCALE: -----		


ON OFF JAGA FAN CONTROLLER

TAG:



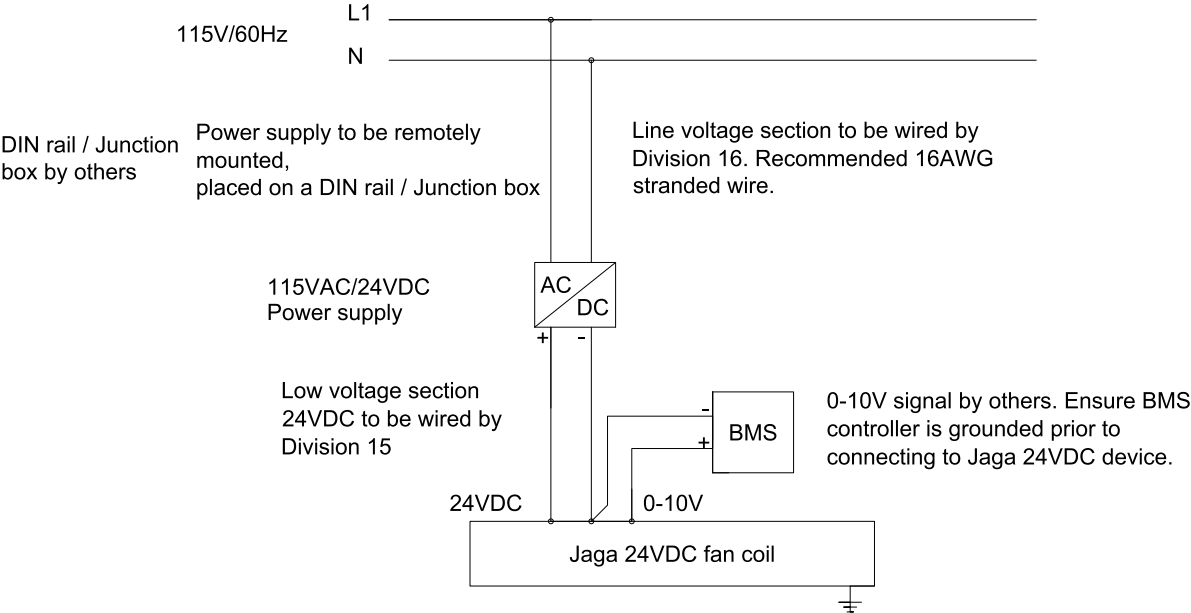
For all electric products, the installation must be carried out in function of the local building codes.

NOTES:
-PRELIMINARY DRAWING FOR REFERENCE ONLY

0	FIRST ISSUE			
REV.	DESCRIPTION	REV. BY	DATE	
 jaga	BRIZA 22/26	SHEET NO.	SIZE	PROJECTION
	DESCRIPTION	DRAWING NO.		
	208V/60Hz with JDPC ON/OFF controller	DATE: ----	INIT: ---	REV -
		SCALE: -----		


TAG:

with external 0-10V control signal



For all electric products, the installation must be carried out in function of the local building codes.

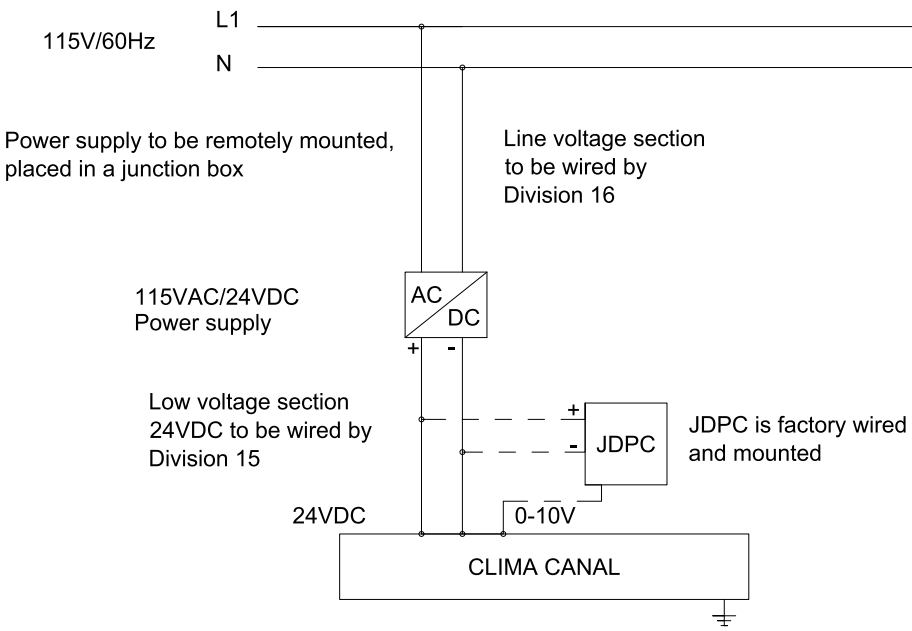
NOTES:
-PRELIMINARY DRAWING FOR REFERENCE ONLY

0	FIRST ISSUE			
REV.	DESCRIPTION	REV. BY	DATE	
		SHEET NO.	SIZE	PROJECTION
		----	--	---
	DESCRIPTION	DRAWING NO.		REV
	115V/60Hz with external 0-10V control signal			-
		DATE: ----	INIT: ---	
		SCALE: -----		

ON OFF JAGA FAN CONTROLLER


TAG:

with JDPC ON/OFF controller



For all electric products, the installation must be carried out in function of the local building codes.

NOTES:
-PRELIMINARY DRAWING FOR REFERENCE ONLY

0	FIRST ISSUE			
REV.	DESCRIPTION	REV. BY	DATE	
		SHEET NO.	SIZE	PROJECTION
		----	--	---
	DESCRIPTION	DRAWING NO.		REV.
	115V/60Hz with JDPC ON/OFF controller			-
		DATE: ----	INIT: ---	
		SCALE: -----		

Power Supply Cut Sheet



85 ~ 100W Ultra Slim Step Shape DIN Rail

HDR-100 series

BRIZA 12 & CLIMA CANAL ONLY



LPS
(Blank type only)



■ Features

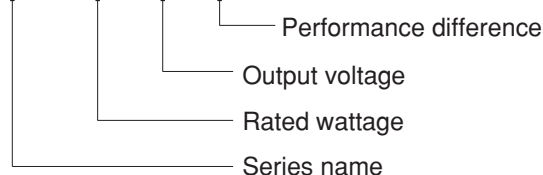
- Ultra slim design with 70mm(4SU) width
- Universal input 85~264VAC(277VAC operational)
- No load power consumption<0.3W
- Isolation class II
- Pass LPS (Limited power source) for Blank type
- DC output voltage adjustable
- Protections : Short circuit / Overload / Over voltage
- Cooling by free air convection (working temperature:-30~+70°C)
- DIN rail TS-35/7.5 or 15 mountable
- Over Voltage category III
- LED indicator for power on
- 3 years warranty

■ Description

HDR-100 is one economical ultra slim 100W DIN rail power supply series, adapt to be installed on TS-35/7.5 or TS-35/15 mounting rails. The body is designed 70mm(4SU) in width, which allows space saving inside the cabinets. The entire series adopts the full range AC input from 85VAC to 264VAC(277VAC operational) and conforms to EN61000-3-2, the norm the European Union regulates for harmonic current. HDR-100 is designed with plastic housing that it can effectively prevent user from electric hazards. With working efficiency up to 90%, the entire series can operate at the ambient temperature between -30°C and 70°C under air convection. It is equipped with constant current mode for over-load protection, fitting various inductive or capacitive applications. The complete protection functions and relevant certificates for home automations and industrial control apparatus (IEC60950-1, UL508, UL60950-1, EN61558-2-16) make HDR-100 a very competitive power supply solution for household and industrial applications.

■ Model Encoding

HDR - 100 - 12 N



■ Applications

- Household control system
- Building automation
- Industrial control system
- Factory automation
- Electro-mechanical apparatus

Type	Description	Note
Blank	92W max, Pass LPS with a narrower output adjustable range	In stock
N	100W max, Non-LPS with a wider output adjustable range	In stock



SPECIFICATION

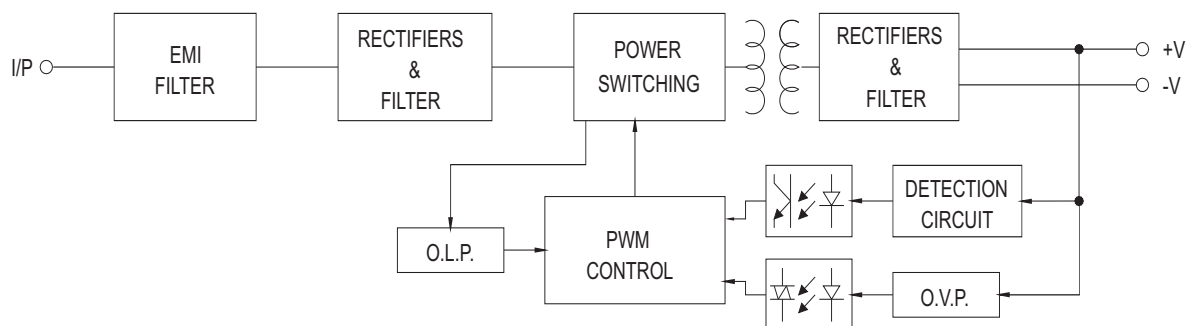
MODEL			HDR-100-12		HDR-100-12N		HDR-100-15		HDR-100-15N		HDR-100-24		HDR-100-24N		HDR-100-48		HDR-100-48N		
OUTPUT	DC VOLTAGE		12V			15V			24V			48V							
	RATED CURRENT		7.1A		7.5A		6.13A		6.5A		3.83A		4.2A		1.92A		2.1A		
	CURRENT RANGE		0 ~ 7.1A		0 ~ 7.5A		0 ~ 6.13A		0 ~ 6.5A		0 ~ 3.83A		0 ~ 4.2A		0 ~ 1.92A		0 ~ 2.1A		
	RATED POWER		85.2W		90W		92W		97.5W		92W		100.8W		92.2W		100.8W		
	RIPPLE & NOISE (max.) <small>Note.2</small>		120mVp-p			120mVp-p			150mVp-p			240mVp-p							
	VOLTAGE ADJ. RANGE	Pass LPS	12 ~ 13V			15 ~ 17V			24 ~ 25.5V			48 ~ 48.7V							
		Non LPS	12~ 13.8V			13.5 ~ 18V			21.6 ~ 29V			43.2 ~ 55.2V							
	VOLTAGE TOLERANCE <small>Note.3</small>		± 2.0%			± 1.0%			± 1.0%			± 1.0%			± 1.0%				
	LINE REGULATION		± 1.0%			± 1.0%			± 1.0%			± 1.0%			± 1.0%				
	LOAD REGULATION		± 1.0%			± 1.0%			± 1.0%			± 1.0%			± 1.0%				
SETUP, RISE TIME		500ms, 60ms/230VAC			500ms, 60ms/115VAC at full load														
HOLD UP TIME (Typ.)		30ms/230VAC			12ms/115VAC at full load														
INPUT	VOLTAGE RANGE		85 ~ 264VAC (277VAC operational) 120 ~ 370VDC (390VDC operational)																
	FREQUENCY RANGE		47 ~ 63Hz																
	EFFICIENCY (Typ.)		88%				89%				90%				90%				
	AC CURRENT (Typ.)		3A/115VAC				1.6A/230VAC												
	INRUSH CURRENT (Typ.)		COLD START 35A/115VAC				70A/230VAC												
PROTECTION	OVERLOAD <small>Note.4</small>		HDR-100 : 102 ~ 110% rated output power ; HDR-100-xxN : 105 ~ 150% rated output power Protection type : Constant current limiting, recovers automatically after fault condition is removed																
	OVER VOLTAGE		14.2 ~ 16.2V				18.8 ~ 22.5V				30 ~ 36V				56.5 ~ 64.8V Protection type : Shut down o/p voltage, re-power on to recover				
ENVIRONMENT	WORKING TEMP.		-30 ~ +70℃ (Refer to "Derating Curve")																
	WORKING HUMIDITY		20 ~ 90% RH non-condensing																
	STORAGE TEMP., HUMIDITY		-40 ~ +85℃, 10 ~ 95% RH non-condensing																
	TEMP. COEFFICIENT		± 0.03%/℃ (0 ~ 50℃) RH non-condensing																
	VIBRATION		10 ~ 500Hz, 2G 10min./1cycle, period for 60min. each along X, Y, Z axes; Mounting: Compliance to IEC60068-2-6																
	OPERATING ALTITUDE		2000 meters																
	OVER VOLTAGE CATEGORY		III , According to EN61558, EN50178, altitude up to 2000 meters																
SAFETY & EMC <small>(Note 6)</small>	SAFETY STANDARDS		UL60950-1, UL508, TUV EN61558-2-16, IEC60950-1 approved; Design refer to EN50178, TUV EN60950-1																
	WITHSTAND VOLTAGE		I/P-O/P:3KVAC																
	ISOLATION RESISTANCE		I/P-O/P:100M Ohms / 500VDC / 25℃ / 70% RH																
	EMC EMISSION		Parameter				Standard				Test Level / Note								
			Conducted				EN55032(CISPR32)				Class B								
			Radiated				EN55032(CISPR32)				Class B								
			Harmonic Current (Note 5)				EN61000-3-2				Class A								
			Voltage Flicker				EN61000-3-3				-----								
	EMC IMMUNITY		EN55024, EN61000-6-2, EN61204-3																
			Parameter				Standard				Test Level /Note								
			ESD				EN61000-4-2				Level 3, 8KV air; Level 2, 4KV contact, criteria A								
			Radiated Susceptibility				EN61000-4-3				Level 3, criteria A								
			EFT/Burest				EN61000-4-4				Level 3, criteria A								
			Surge				EN61000-4-5				Level 4, 2KV/L-N, criteria A								
			Conducted				EN61000-4-6				Level 3, criteria A								
Magnetic Field				EN61000-4-8				Level 4, criteria A											
Voltage Dips and interruptions				EN61000-4-11				>95% dip 0. 5 periods, 30% dip 25 periods, >95% interruptions 250 periods											
OTHERS	MTBF		856.5K hrs min. MIL-HDBK-217F (25℃)																
	DIMENSION		70*90*54.5mm (W*H*D)																
	PACKING		0.27Kg; 48pcs/14Kg/1.10CUFT																
NOTE			<div>1. All parameters NOT specially mentioned are measured at 230VAC input, rated load and 25℃ of ambient temperature.</div> <div>2. Ripple & noise are measured at 20MHz of bandwidth by using a 12" twisted pair-wire terminated with a 0.1μf & 47μf parallel capacitor.</div> <div>3. Tolerance : includes set up tolerance, line regulation and load regulation.</div> <div>4. Constant current limiting operation within 50% ~100% rated output voltage; protection type for short circuit is hiccup mode,it will recover automatically after fault condition is removed.</div> <div>5. Harmonic current test at 90% load for HDR-100-xxN.</div> <div>6. The power supply is considered as an independent unit, but the final equipment still need to re-confirm that the whole system complies with the EMC directives. For guidance on how to perform these EMC tests, please refer to "EMI testing of component power supplies." (as available on http://www.meanwell.com)</div>																



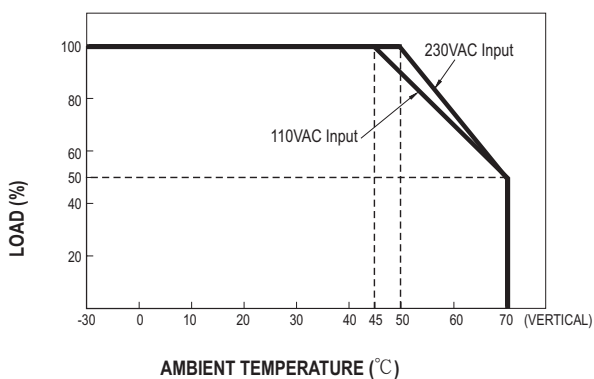
85 ~ 100W Ultra Slim Step Shape DIN Rail

HDR-100 series

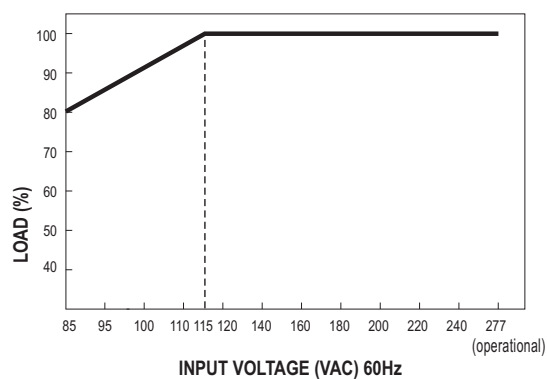
■ Block Diagram



■ Derating Curve VS Ambient Temperature



■ Output Derating VS Input Voltage

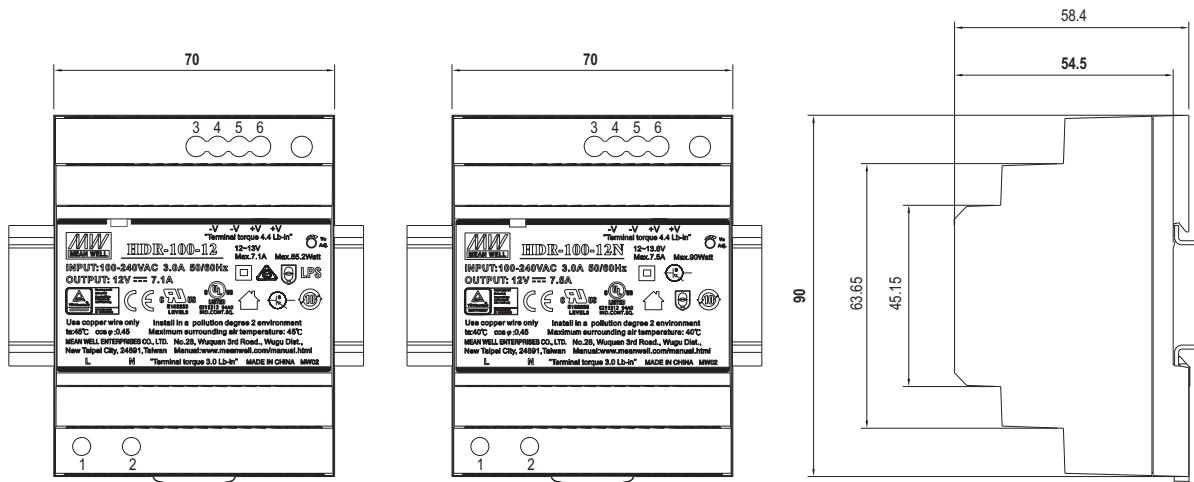
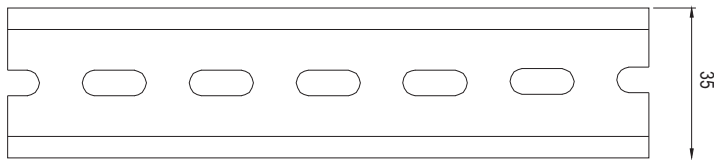




85 ~ 100W Ultra Slim Step Shape DIN Rail

HDR-100 series

Mechanical Specification

(Unit: mm , tolerance $\pm 0.5\text{mm}$)**BY OTHERS**

ADMISSIBLE DIN-RAIL: TS35/7.5 OR TS35/15

Terminal Pin No. Assignment

Pin No.	Assignment	Pin No.	Assignment
1	AC/L	3,4	-V
2	AC/N	5,6	+V

Installation Manual

Please refer to : <http://www.meanwell.com/manual.html>