


NEW

# MAESTRO<sup>PRO</sup>

With no outdoor unit


Industry leading inverter compressor technology provides unparalleled comfort in heating and cooling for both residential or commercial applications



Designed in Italy by  
*Matteo Thun*  
MATTEO THUN & ANTONIO RODRIGUEZ  
MILANO | SHANGHAI



Industry leading Wi-Fi technology with all the security of the cloud



## INVERTER COMPRESSOR

Innovative compressor technology that is versatile and efficient with a wide range of frequencies available and electronic management of the thermal expansion valve (TXV)



## SILENT MODE

Maestro Pro is designed so the inverter compressor and variable speed fan motor operate for maximum acoustical comfort down to 32 dBA (sound power). All enclosed in a sleek Italian designed cabinet by Matteo Thun and lined with state-of-the-art sound reducing material.



## VARIABLE SPEED FAN (ECM)

The fan motor has a variable frequency drive technology installed to control motor speed and torque (V PRO). Designed to eliminate swings in temperature resulting in reduced energy consumption while providing quiet operation in all modes.



## HEAT PUMP

Our reverse cycle heat pumps offer both heating and cooling to provide occupants with year-round comfort. It can also be used as backup heat during shoulder seasons.



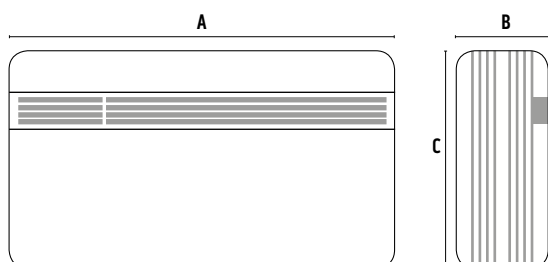
## PRO POWER

The use of inverter technology provides a capacity boost up to 11,600 btu/h



## REMOTE CONTROL

"Fully Digital" remote control allows functions such as dehumidification, silent mode, sleep mode and ventilation mode.



MAESTRO PRO INVERTER 12 HP			
A	B	C	Weight
35.6"	8.5"	20.5"	86 lbs

OLIMPIA  
SPLENDID

HOME OF COMFORT

## Inverter 12 HP

Maestro Pro12 HP

Model# 01925

### FEATURES

- **Cooling Capacity (BTUs):** up to 11,600
- **Heating Capacity (BTUs):** up to 10,600
- **Installation Versatility:** Top or bottom wall
- **Easy installation:** Can be installed from inside the space in just a few minutes
- **Rotating Flap:** Provides total air diffusion for consistent temperature throughout the space.
- **Backlite Display:** On-board touch control
- **User Control Options:**
  - Multifunction remote (Standard)
  - Wireless Wall Mounted Thermostat (Optional)
- **24 hour Timer**
- **Sound Transmission:** Best in Class STC and OITC

### FUNCTIONS

- ☼ **Dehumidification Mode:** Controls humidity during mild ambient conditions for increased comfort
- ⚙ **Fan Mode:** Variable speed motor maintains a consistent temperature throughout the conditioned space.
- \$ **Economy Mode:** Allows for energy saving by automatically optimizing the unit's performance
- 🌡 **Auto Mode:** Adjusts comfort settings based on ambient conditions.
- 🌙 **Sleep Mode:** Gradually increases the temperature setpoint ensuring whisper quiet operation, greater comfort and energy savings while you sleep.
- 🔊 **Silent Mode:** Allows the user to set the system to minimum sound level.





Design Specifications and Capacities*		Maestro Pro 12 HP
Model Number		01925
Voltage (min 109, max 127)	AC Volts/Phase/Hertz	115-1-60
Rated Capacity for both Cooling and Heating (1)	BTU/H	8150
Maximum Capacity for both Cooling/Heating (2)	BTU/H	11,600/10,600
Rated Power Consumption - Cooling Mode	Watts	830
Rated Power Consumption - Heating Mode	Watts	850
Combined Energy Efficiency Ratio - Cooling (3)	CEER	9.9
Combined Energy Efficiency Ratio - Heating (3)	CEER	9.9
Rated Coefficient of Performance	COP	3.8
<b>Compressor</b>	Type	Rotary Inverter
Rated Load Amps	R.L.A.	4.9
Dehumidification Capacity	Pints/hr	3.0
<b>Indoor Fan</b>	Type	ECM
Speeds	# of speeds	Variable
Full Load Amps	F.L.A.	.33
Indoor Air Volume (Cooling Mode)	CFM	Up To 290
Indoor Air Volume (Heating Mode)	CFM	Up To 290
Outdoor Fan Speeds	# of speeds	Variable
Intake/Exhaust Hole Diameter (3)	Inches	8" each
Maximum Remote-Control Range	Feet	26'
Dimensions (without packaging)	W/H/D inches	35.5" x 20.4" x 8.5"
Dimensions (with packaging)	W/H/D	38.6" x 24" x 13"
Weight (without packaging)	lbs	86
Weight (with packaging)	lbs	93
Sound Level (4)	dBA min-max	32-43
Outdoor Indoor Transmission Class (5)	OITC	25
Sound Transmission Class (5)	STC	36
Refrigerant	ASHRAE #	R-410A
Refrigerant Factory Charge	lbs - oz	1 – 5

Design Condition Parameters*			Maestro Pro 12 HP
<b>Indoor Temperature</b>	Maximum Operating Temperature in Cooling Mode	°F/°C	DB 95°F/35°C - WB 75°F/24°C
	Minimum Operating Temperature in Cooling Mode	°F/°C	DB 64°F/18°C
	Maximum Operating Temperature in Heating Mode	°F/°C	DB 81°F/27°C
	Minimum Operating Temperature in Heating Mode	°F/°C	-
<b>Outdoor Temperature</b>	Maximum Operating Temperature in Cooling Mode	°F/°C	DB 109°F/43°C - WB 90°F/32°C
	Minimum Operating Temperature in Cooling Mode	°F/°C	DB 14°F/-10°C
	Maximum Operating Temperature in Heating Mode	°F/°C	DB 75°F/24°C - WB 64°F/18°C
	Minimum Operating Temperature in Heating Mode	°F/°C	DB 5°F/-15°C

\*Values may change if models are revised. Always use the latest publication date for any literature.

- (1) Test condition: Data refers to conditions and parameters as required by DOE requirements governing this product type.  
HEATING MODE: Outdoor Ambient Temperature DB 47°F/8.3°C WB 43°F/6°C; Indoor Ambient DB 70°F/21°C - WB 60°F/15.6°C  
COOLING MODE: Outdoor Ambient Temperature DB 95°F/35°C WB 75°F/24°C; Indoor Ambient DB 80°F/26.7°C - WB 67°F/19.4°C
- (2) Maximum capacity achieved with Power Pro Boost inverter technology. To achieve full capacity and efficiency 8" diameter openings are recommended. Alternately, 6.5" diameter openings can be used however there is a corresponding loss to capacity and efficiency which can vary based on the specific application.
- (3) CEER is calculated according to the ANSI RAC-1 2015 standard. The Combined Energy Efficiency Ratio (CEER) is a standard that measures the combined efficiency of the unit when it is in standby and when it's actually cooling a space
- (4) Test conditions for sound ratings are conducted as per DOA rating conditions, conducted in a sound chamber performed at a distance of 6.5 feet (2 meters). Minimum sound pressure values are rated in ventilation mode only.
- (5) STC and OITC calculated by an independent 3rd party in accordance with ASHRAE standards.

# MAESTRO

