

MAXIBLUE®



**3 YEAR
WARRANTY**

PERFORMANCE

21 dba

MAX FLOW	MAX HEAD	MAX LIFT
3.7 G/ HOUR	23 FEET	16.5 FEET

Designed for high humidity environments and with high performance, the MaxiBlue® is ideally suited for mid range air conditioning systems. Its exceptional reliability is backed by a multi year warranty and with class leading performance/suction lift, the MaxiBlue® is ideal for installations in environments that are both demanding and expensive to access for maintenance.

SENSING OPTION

MAXIBLUE® pump available with:

RESERVOIR

110 V - X87-711

208V-230V - X87-721



**NO COMPLEX
SET UP**

BLUEDIAMOND® technology can deal with the variable outputs of condensate without the need for additional sensors or overly complex performance settings.



**NO WIRELESS
CONNECTIONS**

Plug in and wireless connections to review pump history or run times before premature failures are not needed due to proven inherently reliable RD technology.

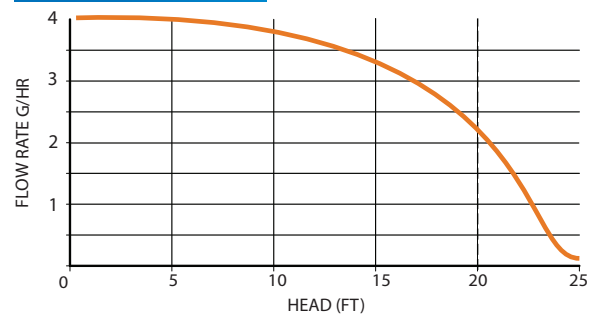
DISCHARGE PIPE RUN



*48000 BTU MAX

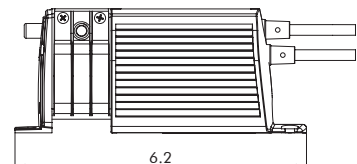
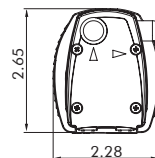


PERFORMANCE



DIMENSIONS (")

**CALUS
PLENUM RATED**



V (VERTICAL)	H (HORIZONTAL)
25 FT	0 FT
20 FT	20 FT
16 FT	30 FT
9 FT	50 FT
3 FT	70 FT

The MAXIBLUE® can be mounted in any orientation up to 23FT away from the A.C unit.

CONTACT US: +1 770 831 1122

WWW.BLUEDIAMONDPUMPUS

INFO@BLUEDIAMONDPUMP.COM