



HVAC
SOLUTIONS

installation/maintenance/repair



rectorseal.com

Represented By:

TABLE OF CONTENTS

Installation

Ductless

Condensate Management

Aspen® Pumps	4	Safe-T-Switch®	25	Drain Hose & Fittings	13
--------------	---	----------------	----	-----------------------	----

Lineset Protection

Fortress®	26	SlimDuct®	26	3-in-1 Cutter	30
-----------	----	-----------	----	---------------	----

Mounting & Installation

Quick Connect	16	Big Foot® Multi & Fix-It-Foot	34	Paircoil™	18
NoKink™	15	Universal Brackets	36	Mighty Bracket™	19
Big Foot® Fast Fix Stands	32	Novent®	38	Aspen® Xtra	20
ArmorPad™	15	PRO-Fit™	23	Flaretite®	24
Surge Protectors	38				

Unitary

Condensate Management

Safe-T-Switch®	40	AquaGuard®	44	GulfCoat™	63
EZ Trap®	42	Goliath® / Titan™ Pans	48	GulfClean™	63

Air Diffusers

Airtec® Classic & Retro	57	Airtec® Accessories	61	Airtec® Tuffbox	62
-------------------------	----	---------------------	----	-----------------	----

Locking Refrigerant Caps

Novent®	53
---------	----

Mounting & Installation

ArmorPad™	52	Big Foot® Frame Supports	66
-----------	----	--------------------------	----

Maintenance / Repair

Condensate Management

Drain Line Cleaners	68	Mighty Pump™	69	LineShot™	69
---------------------	----	--------------	----	-----------	----

Compressor Maintenance

AC Leak Freeze®	70	Acid-Away® PRO	76	Acid-Away®	75
Acid-Away® for POE	75	Kickstart®	77	Turbo-Kleen™	78

A/C Chemicals

Coil Cleaners	79	Cleaners & Treatments	83	Leak Locators	84
---------------	----	-----------------------	----	---------------	----

Heating Chemicals

Soot Removers	86	Deodorizers/Absorbents	87	Boiler Treatments	88
Cleaners & Degreasers	90				

Specialty Products

Specialty Aerosols	91	Miscellaneous	92
--------------------	----	---------------	----



HVAC
SOLUTIONS

DUCTLESS

Aspen® Pumps

Nokink®

PairCoil™

Mighty Bracket™

Flaretite®

Safe-T-Switch®

ArmorPad™

Fortress®

Fortress+™

Slimduct®

PRO-Fit™

Big Foot®

Mounting Brackets

Novent®

RSH Series



CONDENSATE PUMPS

Condensate pumps designed



Commercial



Residential

- 6 Mini-split pump styles.
- Versatile pump positioning.
- Quiet operation.



ORANGE SERIES ▲



AQUA ▼

LIME SERIES ▲

WHITE

- ◀ PERISTALTIC
remote placement -
up to 10ft vertical or
40ft horizontal from
condensate source

- MINI TANK
4 installation options
▼



The easiest way to find the right pump for any brand of mini-split ...



for mini-split systems.



SELECTING THE CORRECT ASPEN MINI-PUMP

Six pump models

- Aqua • Orange • Lime • White
- Peristaltic • Mini Tank

Four considerations

- **Appearance** - A concealed (Aqua) or remote condensate pump (Orange, Peristaltic, mini tank) will preserve the attractive nature of any mini-split installation. Surface mounted pumps (Lime or White) are neatly covered. All pumps are hidden from view and provide a clean finished appearance.
- **Quiet Operation** - Choose a remote pump (Orange or Peristaltic) installation for the quietest operation in noise sensitive areas. Silent + models are also available. They run quieter and are designated by SP suffix.
- **Ease of Installation** - Aspen® pump models can accommodate any installation. See the guide and chart (page 12) for options.
- **Maintenance** - Pump models with filters must be cleaned regularly. Choose a surface type pump (Lime or White) for easy filter access or a pump which requires no filter (Peristaltic).

Two mini-pump types:

- **Split** - (Orange or Aqua series) are designed with separate pump and reservoir. The pump includes an electronic PCB and the pump motor.

The reservoir contains the filter and the switching mechanism to activate the pump, and must always be kept level and clean for proper operation of the float switch. The filter must be cleaned regularly. The 2 elements are connected together with a length of 1/4" ID vinyl tube and a communication cable, both of which are usually around 6 feet long. On our orange series pumps, this may be extended if required.

- **Monobloc** - (Lime, White series, mini tank) are designed with both the pump and reservoir as one integral unit, sharing a common body. No connecting tubes or wires are needed. All mini pumps are cooled and lubricated by the water flowing through them. They require a float switch to detect the presence of water in the drain pan and activate the pump only when water is present.

Aspen® pump features:

- Quick and easy to install
- Fit any mini-split, up to 157,000 BTU/hr
- Self priming
- Hall effect sensors operate on water rise
- Dry contact for overflow protection
- Cleanable filters
- Quiet - 21dB (A) to 47dB (A)
- Thermally protected
- Maximum water temperature 104 degree F
- Discharge hose 1/4" ID
- Kits include all components required
- Anti-siphoning device included (must be installed to validate the warranty)
- 24 month limited warranty

NOTE: Sound level and pump performance varies with voltage and frequency.



MINI-SPLIT PUMP KITS

Aqua Series



Ultra-slim profile, fits inside evaporator or lineset cover

		Power Supply	Power Consumption	Ctn. Wt.	Qty.
Code	Universal Voltage Kits				
83809	(ASP-MA-UNI)	100-250 VAC	.2A 16W	2lbs	1
	Silent Plus Kits				
83812	(ASP-MA-230-SP)	230 VAC	.1A 16W	2lbs	1

FEATURES

- Ultra-slim profile
- Self Priming
- Integral hanging loop and separate reservoir facilitates attachment in vertical applications
- 3A NC dry contacts rated @ 5A inductive at 230V AC
- Modular terminals for fast connection
- Inline fuse
- Fully potted electronics*

Specifications:

Duty Cycle:

50% duty cycle
5 mins on / 5 mins off

Capacity:

Up to 49,500 BTU/hr. @ 230v
Up to 54,600 BTU/hr. @ 115v
3.2 GPH @ zero head,
1.6 GPH @ 33ft head

Maximum head: 33ft

Suction lift: 5ft

Sound level:

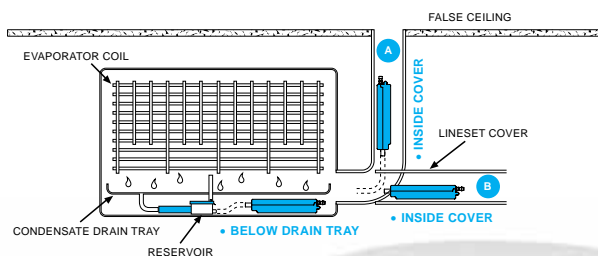
Univolt – 21dB(A)
Silent Plus – 19dB(A)

Pump Dimensions:

L-6¹/₂" x H-1¹/₈" x W-1¹/₈"

Class II Appliance

TYPICAL PUMP LOCATIONS



silent+

Aspen pre-filter available – see page 21

*Potting is the process of epoxy filling a complete assembly for resistance to shock, vibration, moisture, chemical and promotes sound dampening.

ASPEN® is a registered trademark of Aspen Oldco Limited Company UK

MINI-SPLIT PUMP KITS

Continued

Orange Series



Installation flexibility, proven reliability

		Power Supply	Power Consumption	Ctn. Wt.	Qty.
Code	Universal Voltage Mini Kits				
83909	(ASP-MO-UNI)	100-250 VAC	.17A 16W	2 lbs	1
	Silent Plus Mini Kits				
83912	(ASP-MO-230-SP)	230 VAC	.11A 16W	2 lbs	1
	Maxi Kits				
83919	(ASP-MAXO-UNI)	100-250 VAC	.18A 21W	2 lbs	1
	15' Extension Cable For Mini Kits				
83891	(ASP-MOEXT)				1

FEATURES

- Self Priming
- Pump installs remotely above ceiling or inside lineset cover
- Pan mount and inline style reservoir included
- Modular terminals for fast connection
- Gravity Inlet
- Fully potted electronics*
- 3A NC dry contacts rated @ 5A inductive at 230V AC

Specifications:

Duty Cycle:

Mini – non-continuous
Maxi – 50% 5 mins on / 5 mins off

Capacity:

Mini – Up to 54,600 BTU/hr. @ 115v
Up to 49,500 BTU/hr. @ 230v
3.2 GPH @ zero head,
1.6 GPH @ 33ft head

Maxi – Up to 157,000 BTU/hr.
8.9 GPH @ zero head,
1.5 GPH @ 49ft head

Maximum head:

Mini – 33ft Maxi – 49ft

Suction lift: 5ft

Sound level:

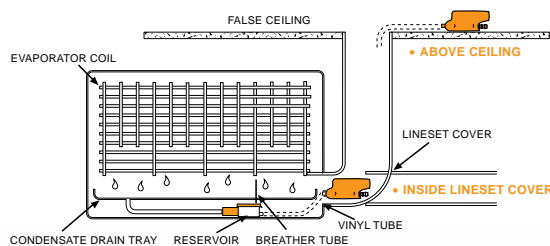
Mini – 21dB(A) Maxi – 35dB(A)
Silent Plus – 19dB(A)

Pump Dimensions:

Mini: L-4¹/₄" x W-1¹/₂" x H-2"
Maxi: L-4⁷/₈" x W-1³/₄" x H-2⁵/₈"

Class II Appliance

TYPICAL PUMP LOCATIONS



Aspen pre-filter available – see page 21

silent+

Contact: RectorSeal®

P 713-263-8001 | 800-231-3345

F 713-263-7577 | 800-441-0051

W rectorseal.com

MINI-SPLIT PUMP KITS

Continued

Lime Series

Elbow design, completely reversible, duct included



Pump Dimensions:

Mini: H-3¹/₈" x W-3³/₄" x D-1⁵/₈"

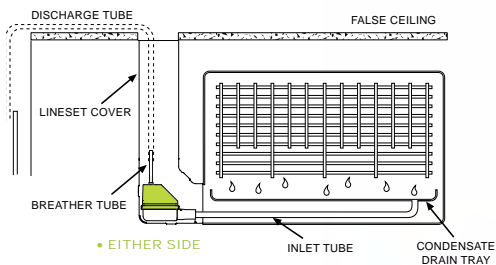
Maxi: H-3³/₈" x W-3³/₄" x D-1⁵/₈"

Lineset Casing Dimensions:

Mini/Maxi Elbow Casing:
H-5¹/₄" x W-5¹/₄" x D-2³/₄"

Mini/Maxi Duct Casing:
H-31" x W-5¹/₄" x D-2³/₄"

TYPICAL PUMP LOCATIONS



Code	Universal Voltage Mini Kits	Power Supply	Power Consumption	Ctn. Wt.	Qty.
83849	(ASP-ML-UNI) Slimline Ivory	100-250 VAC	.16A 16W	4 lbs	1
83859	(ASP-MLF-UNI) Fortress White	100-250 VAC	.16A 16W	4 lbs	1
Maxi Kits					
83831	(ASP-MAXLF-230) Fortress White	230 VAC	.10A 15W	4 lbs	1
OEM Maxi Kits					
83835	(ASP-MAXOEM-230) No Duct	230 VAC	.10A 15W	2 lbs	1
OEM Mini Kits					
83869	(ASP-MLOEM-UNI) No Duct	100-250 VAC	.16A 16W	2 lbs	1

FEATURES

- Left or right install
- Easily accessed for filter cleaning
- Two lineset cover styles available – Slimline or Fortress
- 3A NC dry contacts rated @ 5A inductive at 230V AC
- Fully potted electronics*

Specifications:

Duty Cycle:

Mini – non-continuous

Maxi – 66% 10 mins on / 5 mins off

Capacity:

Mini – Up to 54,600 BTU/hr.

2.9-3.2 GPH @ zero head,

1.3-1.5 GPH @ 33ft head

Maxi – Up to 157,000 BTU/hr.

9.0 GPH @ zero head,

2.9 GPH @ 49 head

Maximum head:

Mini – 33ft Maxi – 49ft

Sound level:

Mini – 25.5dB(A)

Maxi – 35dB(A)

Silent Plus – 21dB(A)

Class II Appliance



US Patent #6,817,194

*Potting is the process of epoxy filling a complete assembly for resistance to shock, vibration, moisture, chemical and promotes sound dampening.

ASPEN® is a registered trademark of Aspen Oldco Limited Company UK



MINI-SPLIT PUMP KITS

Continued

White Series



Mounts directly below evaporator, quick installation

Code	Universal Voltage	Power Supply	Power Consumption	Ctn. Wt.	Qty.
83939	(ASP-MW-UNI)	100-250 VAC	.17A 16W	2lbs	1

FEATURES

- Surface mounts below evaporator, at either end
- Crisp white color and slim profile complement any evaporator. Additional colors available (contact RectorSeal®)
- Resilient mounting minimizes vibration & noise
- Cleanable replaceable plastic filter cartridge accepts water treatment tablet (Actab DMSS tablets)
- Accepts standard 5/8" drain hose from any mini-split
- Extra large reservoir capacity minimize pump operation
- All components clip apart for easy disassembly without tools
- Fully potted electronics*
- No need to disturb evaporator to clean filter, reservoir clips out from front for easy removal and replacement
- 3A N/C dry contacts rated @ 5A inductive @ 230V AC

Specifications:

Duty Cycle:
Non-continuous

Capacity:
Up to 54,000 BTU/hr.
2.9 GPH @ zero head
1.2 GPH @ 33ft head

Maximum head: 39ft

Maximum Water Temp: 104° F

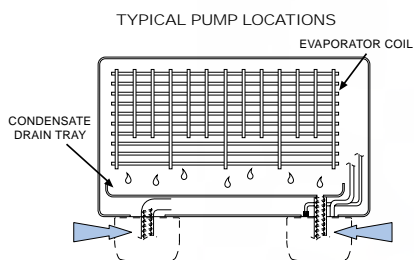
Suction Lift: NA

Sound level: 21dB(A)

Pump Dimensions:

L-7¹/₈" x H-4¹/₂" x W-2"

Class II Appliance



*Potting is the process of epoxy filling a complete assembly for resistance to shock, vibration, moisture, chemical and promotes sound dampening.

ASPEN® is a registered trademark of Aspen Oldco Limited Company UK

MINI-SPLIT PUMP KITS

Continued

Peristaltic



Ideal for remote location applications

Code	Universal Sensor	Power Supply	Power Consumption	Ctn. Wt.	Qty.
83966	(ASP-PERI-UNI-230)	230 VAC	.20A 46W	6 lbs	1
Replacement Pump Head					
83892	(ASP-PERITUBE)				

FEATURES

- Reliability – low maintenance
- Filterless operation. Pump evacuates wash from the evaporator coil during condensate production.
- Quick replacement pump head
- Self priming. Can run both wet and dry.
- 3 minute timer overrun protection
- Siphon proof
- Thermally protected pump
- Eliminates corrosion & clogging
- High level of lift allows remote placement – up to 10ft vertical or 40ft horizontal from condensate source
- Manual test switch
- Fire retardant housing
- Internal fuse
- Push in plug facilitates service without disconnecting wiring
- Wall bracket includes storage or spare pump head

Specifications:

Duty Cycle:

100% Continuous

Capacity:

Up to 30,000 BTU/hr.
1.65 GPH @ 39ft head

Maximum head: 39ft

Maximum Water Temp: 104° F

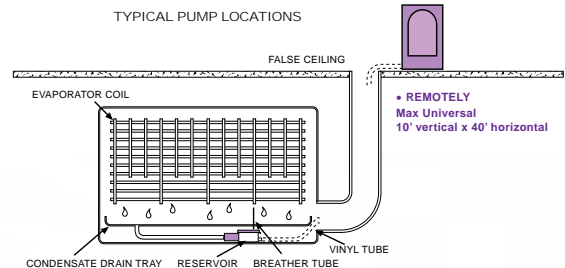
Suction Lift: 10ft

Sound level: 47dB(A)

Pump Dimensions:

L-5¹/₄" x H-4¹/₂" x W-3"

Class II Appliance



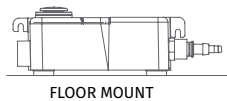
MINI-SPLIT PUMP KITS

Continued

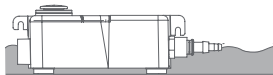
Mini Tank



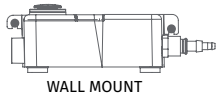
Mounting Options:



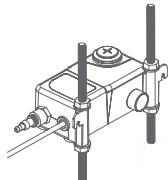
FLOOR MOUNT



IN DRAIN PAN



WALL MOUNT



SUSPENDED ROD MOUNT

Versatile and powerful multi-functional condensate pump

Code	Tank Pump Kit	Power Supply	Power Consumption	Ctn. Wt.	Qty.
83941	FP 1056/2	230 VAC	.15-.28A 21W	1.5lbs	1

FEATURES

- Ideal for ducted units, floor standing and chassis units, ceiling cassette units
- High performance piston technology
- Includes anti-siphon device.
- Great alternative to large and noisy traditional condensate pumps
- 4-installation options – can be wall mounted, floor mounted, in-pan or suspended on 1/4" or 3/8" rod.
- Accepts standard 5/8" drain hose from any mini-split
- Extra large reservoir capacity minimize pump operation
- Components clip apart for easy access to reservoir and filter
- Fully potted electronics*
- No need to disturb evaporator to clean filter
- 3A N/C dry contacts rated @ 5A inductive @ 230V AC
- Thermal protection

Specifications:

Duty Cycle:

50% duty cycle
5 mins on / 5 mins off

Capacity:

Up to 157,000 BTU/hr.
8.0 GPH @ zero head,
1.6 GPH @ 49ft head

Maximum head: 49ft

Maximum Water Temp: 104° F

Sound level: 35dB(A)

Pump Dimensions:

L-8 1/2" x H-2 5/8" x W-3 1/2"



Pump Selector Guide

Electrical

	83809 (ASP-MA-UNI)	83812 (ASP-MA-230-SP)	83909 (ASP-MO-UNI)	83912 (ASP-MO-230-SP)	83919 (ASP-MAXO-UNI)	83849 (ASP-ML-UNI)	83859 (ASP-MLF-UNI)	83831 (ASP-MAXLF-230)	83835 (ASP-MAXOEM-230)	83869 (ASP-MLOEM-UNI)	83939 (ASP-MW-UNI)	83966 (ASP-PERI-UNI-230)	83941 MINI TANK PUMP
230V Model	•	•	•	•	•	•	•	•	•	•	•	•	•
Univolt Model	•	•	•	•	•	•	•	•	•	•	•	•	•
Overflow Switch	•	•	•	•	•	•	•	•	•	•	•	•	•

Mounting

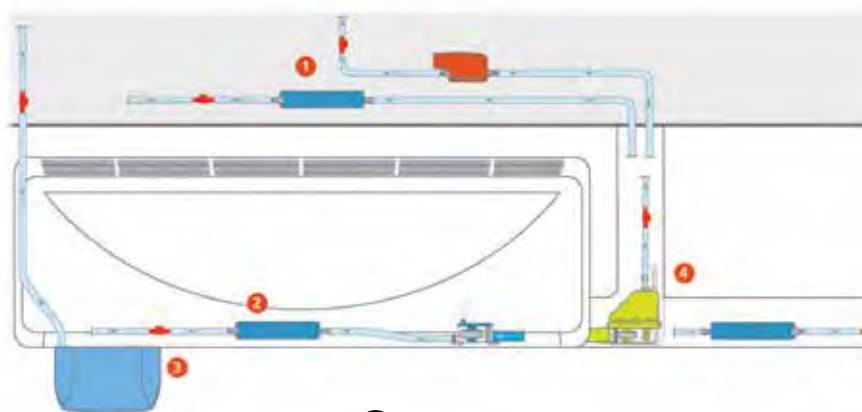
	83809 (ASP-MA-UNI)	83812 (ASP-MA-230-SP)	83909 (ASP-MO-UNI)	83912 (ASP-MO-230-SP)	83919 (ASP-MAXO-UNI)	83849 (ASP-ML-UNI)	83859 (ASP-MLF-UNI)	83831 (ASP-MAXLF-230)	83835 (ASP-MAXOEM-230)	83869 (ASP-MLOEM-UNI)	83939 (ASP-MW-UNI)	83966 (ASP-PERI-UNI-230)	83941 MINI TANK PUMP
Surface Mount	•	•	•	•	•	•	•	•	•	•	•	•	•
Concealed in Evaporator	•	•	•	•	•	•	•	•	•	•	•	•	•
Concealed in Lineset Cover	•	•	•	•	•	•	•	•	•	•	•	•	•
Remote Pump Install (ideal for noise sensitive areas)	•	•	•	•	•	•	•	•	•	•	•	•	•
Easy Filter Access	•	•	•	•	•	•	•	•	•	•	•	•	•
Lineset Duct Kit included	•	•	•	•	•	•	•	•	•	•	•	•	•

General

	83809 (ASP-MA-UNI)	83812 (ASP-MA-230-SP)	83909 (ASP-MO-UNI)	83912 (ASP-MO-230-SP)	83919 (ASP-MAXO-UNI)	83849 (ASP-ML-UNI)	83859 (ASP-MLF-UNI)	83831 (ASP-MAXLF-230)	83835 (ASP-MAXOEM-230)	83869 (ASP-MLOEM-UNI)	83939 (ASP-MW-UNI)	83966 (ASP-PERI-UNI-230)	83941 MINI TANK PUMP
Inline Reservoir Included (5/8 inlet)	•	•	•	•	•	•	•	•	•	•	•	•	•
Drain Pan Mounted Reservoir Included (optional for ducted systems)	•	•	•	•	•	•	•	•	•	•	•	•	•
Integral Reservoir on Pump	•	•	•	•	•	•	•	•	•	•	•	•	•

For more detailed selection information see our Technical Bulletin "Selecting the Right Model Aspen® Pump for Your Mini-split Installation" on our web site.

Prior to installation, calculate condensate production of indoor evaporating coil to confirm suitability of condensate pump in application.



Type 1 Installation

For optimum quietness, the solution is a remote mounted pump.

PERISTALTIC, AQUA, ORANGE, MINI TANK

Type 2 Installation – rear entry lineset

Lineset enters the evaporator from directly behind.

WHITE – Pump assembly mounts on

wall surface below the evaporator (easy filter access).

AQUA – Both pump and reservoir mount inside of evaporator, below the drain pan.

Type 4 Installation – exposed straight lineset

Lineset enters the evaporator from either side, extending horizontally to outside wall.

AQUA or **ORANGE** – Pump mounts outside the evaporator hidden inside horizontal lineset cover. Reservoir mounts inside of evaporator, below the drain pan.

Type 4 Installation – side entry lineset

Lineset enters the evaporator from either side, turns 90 degrees up into the ceiling and is completely concealed by lineset cover (included in kit).

LIME – Pump assembly mounts outside the evaporator, behind easy to remove elbow cover. Transparent reservoir clips off pump for easy filter access.



MINI-SPLIT CONDENSATE DRAIN HOSE

Condensate Drain Hose

Non-Insulated

Code	ID	Length	Ctn Qty	Ctn Wt
83001 (DH-14) STANDARD	1/2 in	164 ft	1	6 lbs.
83002 (DH-16) STANDARD	5/8 in	164 ft	1	7 lbs.
83003 (DH-16S) STANDARD	5/8 in	20 ft	5	6 lbs.
83004 (DHQ-16) UV RESISTANT	5/8 in	164 ft	1	6 lbs.
83005 (DSB-16) SMOOTH BORE	5/8 in	65 ft	1	2 lbs.



Non-Insulated

UV Resist

Smooth Bore



Smooth Bore (DSB-16)

Reduces resistance and maximizes condensate flow. Resists clogging.

UV Resistance (DHQ-16)

Resists deterioration from sunlight.

Condensate Drain Hose

Insulated

Code	ID	Length	Ctn Qty	Ctn Wt
83011 (DSH-14)	1/2 in	65 ft	1	7 lbs.
83012 (DSH-20N)	3/4 in	65 ft	1	10 lbs.
83013 (DSH-25N)	1 in	65 ft	1	13 lbs.



Insulated



Insulated

Protects hose from sweating that can occur from cooler condensate and warmer ambient air.

Condensate Drain Hose

Insulated Drain-up Hose Kit

Code	Description	Qty.
84306	DSH-UP20E20E-07 Elbow to Elbow 27.5"	10
84307	DSH-UP20E20E-10 Elbow to Elbow 40"	10
84308	DSH-UP20E20S-07 Elbow to Straight Coupler 27.5"	10
84309	DSH-UP20E20S-10 Elbow to Straight Coupler 40"	10

FEATURES

- Exclusive hose for drain-up piping
- Easy to adjust position
- Pre-connected hose with fittings

APPLICATION • Drain-up hose kit for indoor A/C unit. These insulated drain hoses will greatly reduce install time, since there is no need to cut and cement plastic pipes for the drain assembly.

RECOMMENDED FOR

- Exclusive for indoor use • Commercial HVAC units
- Ceiling cassette • Ducted concealed



Fittings and Cable

For mini-split installation



CONNECTOR FOR NON-INSULATED DRAIN HOSE

Code	ID	Length	Ctn Qty	Ctn Wt
83028 (DHJ-14) Joins DH-14 hose to DH-14 hose	1/2 in	–	10	1 lb.
83029 (DHJ-16) Joins DH-16 hose to DH-16 hose	5/8 in	–	10	1 lb.

PIPE ADAPTER

Code	ID	Length	Ctn Qty	Ctn Wt
83031 (DSH-14C) INSULATED Joins DSH-14 insulated drain hose to A/C drain pipe	–	–	10	2 lbs.

CONNECTOR FOR INSULATED DRAIN HOSE

Code	ID	Length	Ctn Qty	Ctn Wt
83021 (DSH-14J) DSH-14 Joins DSH-14 hose to DSH-14 hose	1/2 in	–	10	2 lbs.
83023 (DSH-20-NJ) DSH-20 Joins DSH-20 hose to DSH-20 hose	3/4 in	–	10	2 lbs.

PIPE ADAPTER

Code	ID	Length	Ctn Qty	Ctn Wt
83020 (DSH-14-16V) DSH-14 Hose to 3/4 PVC	3/4 in	–	10	2 lbs.
83024 (DSH-20-NV) DSH-20 Hose to 3/4 PVC	3/4 in	–	10	2 lbs.

CONDENSATE DRAIN ADAPTER

Code	ID	Length	Ctn Qty	Ctn Wt
89712 16mm rigid pipe to flexible drain hose 10 pk	–	–	20	7 lbs.
89714 18mm rigid pipe to flexible drain hose 10 pk	–	–	20	7 lbs.
89711 16mm rigid pipe to flexible drain hose 2 pk	–	–	20	2 lbs.
89713 18mm rigid pipe to flexible drain hose 2 pk	–	–	20	2 lbs.

VENTED DRAIN WYE*

Code	ID	Length	Ctn Qty	Ctn Wt
83022 (DY-16)	5/8 in	–	10	1 lb.

WALL SLEEVE

Code	Size	Ctn Qty	Ctn Wt
83017 (NFP-75) WALL SLEEVE	3"x 5" – 7"	10	1 lb.

NON-ADHESIVE WRAP

Code	Size	Ctn Qty	Ctn Wt
83016 (HN-75-I) UV RESISTANT NON-ADHESIVE WRAP	3" x 70'	4	1 lb.

INTERCONNECT CABLE

Code	Length	Ctn Qty	Ctn Wt
87795 (CAB-14450) 4/C 14 GAUGE SHIELDED	50'	1	5 lbs.
87790 (CAB-144100) 4/C 14 GAUGE SHIELDED	100'	1	10 lbs.



DUCTLESS A/C INSTALLATION ACCESSORIES

RectorSeal® NoKink™

Flexible mini-split refrigerant line connector



Code	Description	Qty.
66731	1/4" x 3' flex hose	4
66733	3/8" x 3' flex hose	4
66737	1/2" x 3' flex hose	4
66735	5/8" x 3' flex hose	4
66732	3/4" x 3' flex hose	4
66734	7/8" x 3' flex hose	4
68231	1/4" x 6' flex hose	4
68233	3/8" x 6' flex hose	4
68235	5/8" x 6' flex hose	4
68237	1/2" x 6' flex hose	4



FEATURES

- Eliminates kinking of refrigerant line
- Stainless steel internal piping and jacketing
- 3" copper stubs allow for easy flaring and quick connections

APPLICATION • Corrugated 300 series stainless steel flexible piping, protected with woven stainless steel jacketing, connects evaporator units to linesets quickly and easily • Eliminate kinks and refrigerant leaks • Allows for ease of future maintenance • UL Recognized for R410A

SPECIFICATIONS
36" and 72" overall length
3" copper stub length
10 sizes available



NoKink™ PVC Tubing

Reinforced PVC tubing

Code	Description	Qty.
83000	1/4" x 50'	1

FEATURES


- Stronger hold strength at the pump discharge connection
- Reduces kinks during installation
- Reinforced braided tubing
- No sagging or reduced (ID) during hot summer months
- Condensate drain lines

APPLICATION • Flexible PVC for use with Aspen condensate pumps for ductless and VRF applications





Quick connect fittings.



- Easy push-in connection
- No flaring or brazing needed
- Quick-release removal
- Airtight double O-ring seal.
- Compatible with major refrigerants

Push-to-connect
refrigerant lines in seconds!



PRO-Fit™ Quick Connect

Push-to-Connect Refrigerant Fittings

NOTE: The units are individually sealed to allow for resale by a distributor

Code	Description	Qty
87018	1/4" Union	10
87019	3/8" Union	10
87020	1/2" Union	10
87021	5/8" Union	10
87022	3/4" Union	10
87023	7/8" Union	10
87024	1/4" Elbow	10
87025	3/8" Elbow	10
87026	1/2" Elbow	10
87027	5/8" Elbow	10
87028	3/4" Elbow	10
87029	7/8" Elbow	10
87030	1/4" to 3/8" Reducer	10
87031	3/8" to 1/2" Reducer	10
87032	1/2" to 5/8" Reducer	10
87033	1/4" to 3/8" Elbow Reducer	10
87034	3/8" to 1/2" Elbow Reducer	10
87035	1/2" to 5/8" Elbow Reducer	10
87036	1/4" Socket	10
87037	3/8" Socket	10
87038	1/2" Socket	10
87039	5/8" Socket	10
87042	1/4" Valve	5
87043	3/8" Valve	5
87044	1/2" Valve	5
87045	5/8" Valve	5
87048	1/4" - 5/8" Support Kit Line Marking Tool & Disconnect Clips	10
87049	3/4" - 7/8" Support Kit Line Marking & Disconnect Tools	10

APPLICATION • Flame-free fittings for connecting refrigerant lines • For HVAC/R up to 700 psi (45 bar) • Prevent refrigerant lineset leaks

RECOMMENDED FOR • Residential use • Copper & aluminum linesets • Mini-split HVAC units • Unitary indoor coils • All major refrigerants



FEATURES

- Quick and easy push-in
- Flame-free: no flaring or brazing needed
- Single use with quick release removal
- Robust brass body, durable & reliable
- Leak-proof double o-rings sealing
- Complete system with all sizes and configurations
- High tensile strength
- Vibration and impact resistant
- UV resistant
- Corrosion resistant
- Sight window for connection verification





RectorSeal® Paircoil™

Pre-insulated, paired linesets

Code	Description	Length	Qty.
87783	1/4" (6.35mm) x 3/8" (9.52mm) x 1/2" (12.7mm)	25 ft	1
87784	1/4" (6.35mm) x 3/8" (9.52mm) x 1/2" (12.7mm)	35 ft	1
87781	1/4" (6.35mm) x 3/8" (9.52mm) x 1/2" (12.7mm)	50 ft	1
87777	1/4" (6.35mm) x 1/2" (12.7mm) x 1/2" (12.7mm)	25 ft	1
87778	1/4" (6.35mm) x 1/2" (12.7mm) x 1/2" (12.7mm)	35 ft	1
87782	1/4" (6.35mm) x 1/2" (12.7mm) x 1/2" (12.7mm)	50 ft	1
87787	1/4" (6.35mm) x 5/8" (15.9mm) x 1/2" (12.7mm)	25 ft	1
87788	1/4" (6.35mm) x 5/8" (15.9mm) x 1/2" (12.7mm)	35 ft	1
87789	1/4" (6.35mm) x 5/8" (15.9mm) x 1/2" (12.7mm)	50 ft	1
87791	3/8" (9.52mm) x 5/8" (15.9mm) x 1/2" (12.7mm)	25 ft	1
87792	3/8" (9.52mm) x 5/8" (15.9mm) x 1/2" (12.7mm)	35 ft	1
87793	3/8" (9.52mm) x 5/8" (15.9mm) x 1/2" (12.7mm)	50 ft	1

FEATURES

- Rolls can be freely cut
- Tough, coated insulation will not tear
- Length markings for fast, accurate measuring & cutting
- Meets ASTM B280 standard
- Meets IMC & IRC code

APPLICATION • For air conditioning & refrigeration installations using R410A, R22, and other refrigerants
• Saves time and labor on mini-split installs & retrofits



Mighty Bracket™

Mini-split installation support tool

Code	Description	Qty.
97705	Mini-split support tool	4

- FEATURES**
- Allows single-person installation
 - Simple clip-on support
 - Does not damage walls
 - Use on most brands of mini-splits
 - Folds for easy storage
 - Includes tote bag


US Patent No 9,772,113



APPLICATION • Hook onto mini-split mounting plate to hold mini-split unit securely in place while installing refrigerant lines, condensate line and electrical hookup.

USER INSTRUCTIONS 1. Attach Mounting Hooks of Mighty Bracket to the mini-split mounting plate tabs. (If no tabs are present on the mounting plate, Mighty Bracket hooks can be attached by screws threaded into the wall stud.) 2. Place Foot Supports flat against the wall. (If necessary to avoid potential wall scratching, place clean towel or cardboard between support foot and wall surface) 3. Position Level Adjustment Pins to make Support Arm of the brackets horizontal. 4. Position Lift Gates at the end of the Support Arms to make sure the unit cannot slide off. 5. Place protective Sleeve Socks over Gates to avoid scratching the unit. 6. Set unit securely onto the top of the Support Arms. 7. Connect refrigerant lines using RectorSeal® NoKink™.* 8. Connect condensate drain piping and electrical wiring. 9. Carefully lift and place the indoor unit onto top tabs of mounting plate. 10. While ensuring unit does not fall, carefully remove Mighty Bracket and installation is complete.

* When paired with RectorSeal® NoKink™, Mighty Bracket™ allows simple installation without damaging or kinking copper refrigerant lines.



Note: When installing the indoor unit's mounting plate, ensure that the correct hardware is used. If hung on drywall, it is recommended to attach the plate to a stud, making certain that the tab area is securely attached to the wall. Add more screws around mounting plate tabs for heavy units. Always install mounting plate according to the manufacturer's published instructions.

Warning: Bracket not to be used for weight above 100 pounds.

Aspen® Xtra

FEATURES

Keep a ready stock of accessories on-hand with our Xtra Tool Box

- Connectors
- Adapters
- Check valves

Ductless A/C installation accessory tool box

ACCESSORY TOOL BOX

Code	Model	Description	Qty.
83999	AX00051/R	12 section fitting and accessory box (18"x14"x3")	1

ACCESSORY TOOL BOX CONTENTS LISTING

Code	Model	Description	Qty.
------	-------	-------------	------

Mini Pump Rubber Adapter/Connector

83970	FP2001	5/8" mini pump to 3/4" ducted drain (16mm-20mm)	2
83971	FP2002	5/8" mini pump to 1" ducted drain (16mm-25mm)	2
83972	FP2003	5/8" mini pump to 1-1/4" ducted drain (16mm-32mm)	2

Mini Pump 90° Long Arm Bend Connector

83973	FP2006	1/2" to 5/8" (12mm-16mm) long arm	2
-------	--------	-----------------------------------	---

Pipe to Pipe Rubber Connector/Adapter

83977	FP2042	3/4" PVC to 5/8" (20mm-16mm)	2
83978	FP2044	3/4" PVC to 1" (20mm-25mm)	2
83979	FP2046	3/4" PVC to 1-1/4" (20mm-32mm)	2

Hose to Hose Connectors

83984	FP2024	1/4" "T" connectors (6mm)	3
83985	FP2028	1/4" elbow connectors (6mm)	4
83986	FP2622	1/4" straight connectors (6mm)	3
83987	FP2030	3/8" "T" connectors (10mm)	3
83988	FP2032	3/8" elbow connectors (10mm)	3
83989	FP2624	3/8" straight connectors (10mm)	3

Tube Adapter/Fitting

83990	FP2038	3/8" or 1/4" (10mm/6mm) self sealing soil pipe connector	2
-------	--------	--	---

Check Valves

83982	FP2628	1/4" Non Return Valves (6mm)	2
83983	FP2630	3/8" Non Return Valves (10mm)	2





Code	Model	Description	Units/Bag	Bags/Carton
------	-------	-------------	-----------	-------------



Rubber adapter

Connects a ducted unit to a Mini Pump Reservoir.

83970	FP2001	5/8" mini pump to 3/4" ducted drain (16mm-19mm)	Qty 3	Qty 10
83971	FP2002	5/8" mini pump to 1" ducted drain (16mm-25mm)	Qty 3	Qty 10
83972	FP2003	5/8" mini pump to 1-1/4" ducted drain (16mm-32mm)	Qty 3	Qty 10



90° Long Arm Bend

Connects a Wall Mount to Mini Pump Reservoir.

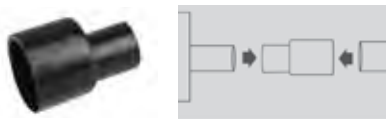
83973	FP2006	1/2" to 5/8" (12mm-16mm) long arm	Qty 3	Qty 10
-------	--------	-----------------------------------	-------	--------



Rubber Adapter

Connects a Cassette Unit Condensate Drain Pipe to a Tank Pump.

83974	FP2011	5/8" cassette unit outlet to 3/4" hose (16mm-19mm)	Qty 3	Qty 10
83975	FP2012	1" cassette unit outlet to 3/4" hose (25mm-19mm)	Qty 3	Qty 10
83976	FP2013	1-1/4" cassette unit outlet to 3/4" hose (32mm-19mm)	Qty 3	Qty 10



Pipe to Pipe Rubber Connector/Adapter

Connect 3/4" PVC Overflow Pipe to Waste Pipe.

83977	FP2042	3/4" PVC to 5/8" (19mm-16mm)	Qty 3	Qty 10
83978	FP2044	3/4" PVC to 1" (19mm-25mm)	Qty 3	Qty 10
83979	FP2046	3/4" PVC to 1-1/4" (19mm-32mm)	Qty 3	Qty 10



Tube Connector Fitting and Straight Reducer

In-line junction for mismatched tubing.

83980	FP2020	3/8" to 1/4" straight reducer (10mm to 6mm)	Qty 5	Qty 10
83981	FP2632	5/8" to 1/4" reducing connector (16mm-6mm)	Qty 5	Qty 10



Hose to Hose Connector

In-line junction for matched size tubing.

83985	FP2028	1/4" elbow connectors (6mm)	Qty 5	Qty 10
83986	FP2622	1/4" straight connectors (6mm)	Qty 5	Qty 10
83989	FP2624	3/8" straight connectors (10mm)	Qty 5	Qty 10



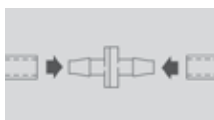
Mini Pump Pre-Filter

Protects mini pump from condensate debris.

83893	FP2040	5/8" Pre-filter for Aspen Mini Pumps	Qty 3	Qty 10
-------	--------	--------------------------------------	-------	--------

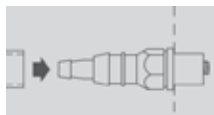


Code	Model	Description	Units/Bag	Bags/Carton
------	-------	-------------	-----------	-------------



Check Valve Connector/Fitting –
Prevents back-flow of condensate.

83982	FP2628	1/4" Non Return Valves (6mm)	Qty 5	Qty 10
-------	--------	------------------------------	-------	--------



Tube Adapter –
Connects discharge condensate to waste/soil pipe

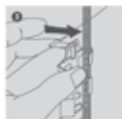
83991	FP2040	3/4" to 3/8" or 1/4" (20mm-10mm or 6mm)	Qty 3	Qty 10
83990	FP2038	3/8" or 1/4" self sealing soil pipe connector (10mm/6mm)	Qty 3	Qty 10

ASPEN *Xtra* PIPE SUPPORTS

All pipe supports are multi-packed in transparent Point-of-Purchase ready poly bags.



Code	Model	Description	Units/Bag	Bags/Carton
------	-------	-------------	-----------	-------------



Metal Pipe Hanger –
Designed for supporting lineset pairs.

83992	B6492	Fits 3/8" liquid & 5/8" gas pipes (incl. insulation)	Qty 10	Qty 10
83993	B6494	Fits 5/8" liquid & 1-1/8" gas pipes (incl. insulation)	Qty 10	Qty 10



Grip Locks –
Versatile. Mounts to any surface. Ideal for insulated linesets.

83996	B6188	Fits 1/2" liquid & 7/8" gas pipe (incl. insulation)	Qty 10	Qty 10
83997	B6189	Fits 5/8" liquid & 1-1/8" gas pipe (incl. insulation)	Qty 10	Qty 10



Three Pipe Clip –
Supports VRV / VRF systems insulated linesets.

83994	B6362	For pipe groups 1/2", 3/4", 1-1/8", to 5/8", 1", 1-1/8"	Qty 5	Qty 10
83995	B6364	For pipe groups 7/8", 1-1/8", 1-3/8" to 3/4", 1-3/8", 1-5/8"	Qty 5	Qty 10

Code	Description	Qty.
87001	PRO-Fit Flare kit	4
87011	PRO-Fit Swage kit	4

FEATURES

- Stopper ensures a consistent length of the flare/swage surface
- Tip guides the bit into the tube & forms a standard flare or consistent swage
- Standard 1/4" Hex Shank fits directly into most power tools without adapter
- Color coded hex bits for easy ID
- Available in flare or swage bits
- Comes in a durable see-through case for better tool visibility

APPLICATION • Creates precise and fast standard 45° flare or swage in copper and aluminum line sets for Mini-split HVAC units • The spinning hex flare bit forms a standard 45° flare, and the hex swage bit forms a consistent swage without splits, burrs, blemishes or uneven edges that typically cause fitting connection leaks

RECOMMENDED FOR

- Copper & aluminum line sets
- Mini-split HVAC units
- Any application requiring a 45° flare

PRO-Fit Flare
Copper Flare




PRO-Fit Swage
Copper Swage



Code	Description	Qty.
97210	Combo Kit - 9 seals each of sizes 1/4", 3/8", 1/2", 5/8" (36 seals total)	6 kits/case
97211	Combo Kit - (2) 3/8", (2) 3/4"	10 kits/case
97212	Combo Kit - (2) 3/8", (2) 5/8"	10 kits/case
97213	Combo Kit - (2) 3/8", (2) 1/2"	10 kits/case
97214	Combo Kit - (2) 1/4", (2) 5/8"	10 kits/case
97215	Combo Kit - (2) 1/4", (2) 1/2"	10 kits/case
97216	Combo Kit - (2) 1/4", (2) 3/8"	10 kits/case
97217	(10) 3/4" Seal Kit	10 kits/case
97218	(10) 5/8" Seal Kit	10 kits/case
97219	(10) 1/2" Seal Kit	10 kits/case
97220	(10) 3/8" Seal Kit	10 kits/case
97221	(10) 1/4" Seal Kit	10 kits/case
97222	(200) 5/8" Seal Kit	4 kits/case
97223	(200) 1/2" Seal Kit	4 kits/case
97224	(200) 3/8" Seal Kit	4 kits/case
97225	(200) 1/4" Seal Kit	4 kits/case
97226	(100) 3/4" Seal Kit	4 kits/case
97227	(100) 5/8" Seal Kit	4 kits/case
97228	(100) 1/2" Seal Kit	4 kits/case
97229	(100) 3/8" Seal Kit	4 kits/case
97230	(100) 1/4" Seal Kit	4 kits/case

FEATURES

- 45° Copper Stamping with Loctite coating
- Locking tabs clip seal securely on fitting
- Conical rings for multiple points of contact
- Made for all common 45° fittings
- Rated for -40°F to 300°F
- Pressure rated up to 10,000 psi



APPLICATION • Used to prevent leaks that are caused by galling, vibration, pulsation & extreme temp changes • A perfect solution for a leak free connection in today's harshest environments • Use with all common refrigeratns

RECOMMENDED FOR

- Service & repair
- Mini-Split & VRF installations
- Commercial chillers & coolers
- Marine & aviation refrigeration

Available for
1/4", 3/8", 1/2", 3/4", 5/8"
connection



OVERFLOW SWITCHES & EQUIPMENT PAD

Safe-T-Switch® SS610E

Code	Description	Qty.
97622	Model SS610E	12



FEATURES

- Sensor connects to indoor units
- Attaches to pan or coils with unique bracket
- Onboard LED indicator can be mounted to side of unit
- No batteries required
- Complies with IMC & IRC code

Mini-split systems

APPLICATION • Designed for mini-split systems
 • For installation directly on primary drain pan or clipped to coils above primary drain pan • Multi-voltage • Can be wired in both normally open & normally closed systems

US Patent No. 8,887,392



EZT180

Code	Description	Qty.
83180	EZT180 5/8"	10

FEATURES

- Ultratrap
- Captive twist-off locking ring
- Transparent trap for easy cleaning
- Stainless steel spring

Mini Waterless In-Line Trap

APPLICATION • Sized for use in ductless mini-split applications • Use on any mini-split condensate drain line • Permits free condensate flow while blocking odors, noise and insects • Freeze resistant
 • Only 2-3/4" long
Includes: 5/8" MiniTrap, 9/16" adapter.

* Per 2015 IMC 307.2.4.1 Commentary: All mini-splits shall require an inline check valve in the drain line or trap to prevent airflow from interfering with condensate flow and prevent the escape of air through the drain.



ArmorPad™

Code	Description	Qty.
84418	35"x 18"x 2" Mini-split Equipment Pad	12

FEATURES

- Light-weight
- Extreme durability with load capacity of 220 lbs
- High anchoring strength for securing equipment
- Textured surface to prevent equipment sliding
- Long-term exterior weather resistance including UV resistance, and freeze and thaw resistance
- Vibration absorbing
- Chemical resistance against R-407c and R-410A, compressor oil, coil cleaners, and salt solution

Equipment pad

APPLICATION • Provides support and lift for the HVAC outdoor mini-split condenser unit • Provides a strong and stable equipment platform for uneven surfaces

RECOMMENDED FOR • Residential and commercial mini-split HVAC units • Outdoors





LINESET COVER SYSTEM


SLIMDUCT

LINESET COVER SYSTEM

Architectural grade polymer



- Professional quality.
- Quick assembly.
- Professional appearance.



Fortress



Slimduct

Both Fortress and Slimduct are now available in convenient kit form.
Kit includes duct and fittings for typical mini-split installation.



lineset ducting. Simple, rugged protection.



C H O O S E F O R T R E S S O R S L I M D U C T Q U A L I T Y



Fortress® SATIN FINISH

Moderate price point. For mini-splits, high velocity and conventional split air conditioning systems.

Protects lineset, wiring and drain hose from weather, vandalism, pet and pest damage.

Snap together ducting easily accessed for repairs or replacement of the lineset.

UV and weather resistant Will remain attractive and provide protection for many years.

Stylish. Complements any residential or commercial building. Paintable. Brush, spray or roller to match or complement custom colors.*

2 sizes. Duct & fittings are available in both LD92 (3½"), LD122 (4½")

4 color options white, ivory, brown, gray

8' duct lengths. 6 lengths per box

17 fittings. Assures complete flexibility of installation

1 year warranty.

Slimduct® GLOSS FINISH

Heavy duty grade. For mini-splits, high velocity and conventional ducted air conditioning systems.

Protects lineset, wiring and drain hose from weather, vandalism, pet and pest damage.

Snap together ducting easily accessed for repairs or replacement of the lineset.

UV, weather and fire resistant with a temperature range from – 4°F to 140°F. Will remain attractive and provide protection for many years.

Stylish. Complements any residential or commercial building.

3 sizes. Duct & fittings are available in SD77 (2¾"), SD100 (3¾"), SD140 (5½")

3 color options. white, ivory, brown

78" duct lengths. 5 lengths per box

15 fittings. Assures complete flexibility of installation

1 year warranty.

*Follow paint manufacturers recommendations for vinyl products.

NOTE: Dark colors fade in sunlight sooner than lighter colors.

Contact: RectorSeal®

P 713-263-8001 | 800-231-3345

F 713-263-7577 | 800-441-0051

W rectorseal.com

FORTRESS® LINESET COVER ORDERING INFORMATION



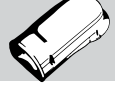















Longer 8ft ducting

minimizes joints and reduces waste.

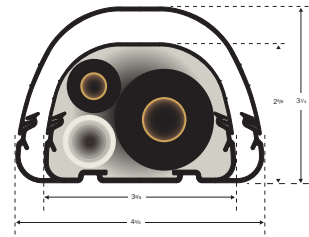
Paintable.

Brush, spray or roller to match or complement custom colors. Follow paint manufacturers recommendations for vinyl products.



	MODEL	SIZE	DESCRIPTION	L	W	H
	LD92	3 1/2	Ducting	96"	3 5/8"	2 5/8"
	LD122	4 1/2	Ducting	96"	4 5/8"	3 1/4"
	LJ92	3 1/2	Coupler	2 5/8"	3 7/8"	2 3/4"
	LJ122	4 1/2	Coupler	2 5/8"	4 7/8"	3 1/2"
	LW92	3 1/2	Wall Inlet	9"	4 3/8"	3 1/8"
	LW122	4 1/2	Wall Inlet	9 3/4"	5 3/8"	4"
	LEN92	3 1/2	End Fitting	4 1/4"	3 7/8"	2 3/4"
	LEN122	4 1/2	End Fitting	4 1/4"	4 7/8"	3 1/2"
	LK92	3 1/2	90° Flat Ell	5 3/4"	5 3/4"	2 3/4"
	LK122	4 1/2	90° Flat Ell	6 1/4"	6 1/2"	3 1/2"
NEW! Above fittings now also available in LDK Kit pack (shown right)						
	LP92	3 1/2	Soffit Inlet	3 1/2"	6"	4 7/8"
	LP122	4 1/2	Soffit Inlet	3 1/2"	7"	5 1/2"
	LKF92	3 1/2	45° Flat Ell	4 7/8"	4 7/8"	2 3/4"
	LKF122	4 1/2	45° Flat Ell	6 1/2"	6 1/2"	3 1/2"
	LCI92	3 1/2	90° Inside Vertical Ell	5 1/4"	5 1/4"	2 3/4"
	LCI122	4 1/2	90° Inside Vertical Ell	5 1/4"	5 1/4"	3 1/2"
	LCO92	3 1/2	90° Outside Vertical Ell	4 1/2"	4 1/2"	2 3/4"
	LCO122	4 1/2	90° Outside Vertical Ell	5 1/4"	5 1/4"	3 1/2"
	LCFI92	3 1/2	45° Inside Vertical Ell	4 3/4"	3 7/8"	2 3/4"
	LCFI122	4 1/2	45° Inside Vertical Ell	6 1/4"	4 7/8"	3 1/2"
	LCOF92	3 1/2	45° Outside Vertical Ell	4 5/8"	3 7/8"	2 3/4"
	LCOF122	4 1/2	45° Outside Vertical Ell	5 1/4"	4 7/8"	3 1/2"
	LT92	3 1/2	Tee	7 3/4"	5 3/4"	2 3/4"
	LT122	4 1/2	Tee	7 3/4"	6 1/2"	3 1/2"
	LDR12292	3 1/2 - 4 1/2	Reducer	3"	4 7/8"	3 7/8"
	LKS92	3 1/2	90° Sweep Ell	13"	13"	2 3/4"
	LKS122	4 1/2	90° Sweep Ell	14"	14"	3 1/2"
	LF92	3 1/2	Flexible Ell	40"	3 1/2"	2 1/2"
	LF122	4 1/2	Flexible Ell	40"	4 1/2"	3 1/4"
	LFJ92	3 1/2	Flexible Adaptor	3 1/8"	3 7/8"	2 3/4"
	LFJ122	4 1/2	Flexible Adaptor	3 1/8"	4 7/8"	3 1/2"
	LWF92	3 1/2	Wall Flange	5"	6"	2 1/8"
	LWF122	4 1/2	Wall Flange	6 1/2"	7 3/4"	2 5/8"
	LDC	-	Twistlock Lineset Duct Clip	-	-	-

WHITE			IVORY			BROWN			GRAY		
Order code / Ref No	Qty		Order code / Ref No	Qty		Order code / Ref No	Qty		Order code / Ref No	Qty	
84004 (LD92W)	6		84024 (LD92I)	6	841246	84064 (LD92B)	6		84044 (LD92G)	6	
84104 (LD122W)	6		(LD122I)	6		84164 (LD122B)	6		84144 (LD122G)	6	
84010 (LJ92W)	6		84030 (LJ92I)	6		84270 (LJ92B)	1		84250 (LJ92G)	1	
84110 (LJ122W)	6		84130 (LJ122I)	6		84370 (LJ122B)	1		84350 (LJ122G)	1	
84016 (LW92W)	6		84036 (LW92I)	6		84276 (LW92B)	1		84256 (LW92G)	1	
84116 (LW122W)	6		84136 (LW122I)	6		84376 (LW122B)	1		84356 (LW122G)	1	
84007 (LEN92W)	6		84027 (LEN92I)	6		84267 (LEN92B)	1		84247 (LEN92G)	1	
84107 (LEN122W)	6		84127 (LEN122I)	6		84367 (LEN122B)	1		84347 (LEN122G)	1	
84011 (LK92W)	6		84031 (LK92I)	6		84271 (LK92B)	1		84251 (LK92G)	1	
84111 (LK122W)	6		84131 (LK122I)	6		84371 (LK122B)	1		84351 (LK122G)	1	
84014 (LP92W)	6		84034 (LP92I)	6		84274 (LP92B)	1		84254 (LP92G)	1	
84114 (LP122W)	6		84134 (LP122I)	6		84374 (LP122B)	1		84354 (LP122G)	1	
84012 (LKF92W)	6		84032 (LKF92I)	6		84272 (LKF92B)	1		84252 (LKF92G)	1	
84112 (LKF122W)	6		84132 (LKF122I)	6		84372 (LKF122B)	1		84352 (LKF122G)	1	
84002 (LCI92W)	6		84022 (LCI92I)	6		84262 (LCI92B)	1		84242 (LCI92G)	1	
84102 (LCI122W)	6		84122 (LCI122I)	6		84362 (LCI122B)	1		84342 (LCI122G)	1	
84003 (LCO92W)	6		84023 (LCO92I)	6		84263 (LCO92B)	1		84243 (LCO92G)	1	
84103 (LCO122W)	6		84123 (LCO122I)	6		84363 (LCO122B)	1		84343 (LCO122G)	1	
84000 (LCFI92W)	6		84020 (LCFI92I)	6		84260 (LCFI92B)	1		84240 (LCFI92G)	1	
84100 (LCFI122W)	6		84120 (LCFI122I)	6		84360 (LCFI122B)	1		84340 (LCFI122G)	1	
84001 (LCFO92W)	6		84021 (LCFO92I)	6		84261 (LCFO92B)	1		84241 (LCFO92G)	1	
84101 (LCFO122W)	6		84121 (LCFO122I)	6		84361 (LCFO122B)	1		84341 (LCFO122G)	1	
84015 (LT92W)	6		84035 (LT92I)	6		84275 (LT92B)	1		84255 (LT92G)	1	
84115 (LT122W)	6		84135 (LT122I)	6		84375 (LT122B)	1		84355 (LT122G)	1	
84106 (LDR12292W)	6		84126 (LDR12292I)	6		84366 (LDR12292B)	1		84346 (LDR12292G)	1	
84013 (LKS92W)	6		84033 (LKS92I)	6		84273 (LKS92B)	1		84253 (LKS92G)	1	
84113 (LKS122W)	6		84133 (LKS122I)	6		84373 (LKS122B)	1		84353 (LKS122G)	1	
84008 (LF92W)	6		84028 (LF92I)	6		84268 (LF92B)	1		84248 (LF92G)	1	
84108 (LF122W)	6		84128 (LF122I)	6		84368 (LF122B)	1		84348 (LF122G)	1	
84009 (LFJ92W)	6		84029 (LFJ92I)	6		84269 (LFJ92B)	1		84249 (LFJ92G)	1	
84109 (LFJ122W)	6		84129 (LFJ122I)	6		84369 (LFJ122B)	1		84349 (LFJ122G)	1	
84017 (LWF92W)	6		84037 (LWF92I)	6		84277 (LWF92B)	1		84257 (LWF92G)	1	
84117 (LWF122W)	6		84137 (LWF122I)	6		84377 (LWF122B)	1		84357 (LWF122G)	1	
84099 (LDC) (12 pk 50 bags)											



Technical Information

Weather resistant PVC,
UV stabilized & fire resistant.
Tested to over 2,000 hours.

Temperature Range

-4°F to 140°F



12' Wall Duct Kit

Kit includes 12' of duct and all essential fittings to hide and protect the lineset for a typical A/C installation. Available in white, ivory, gray and brown

LDK Kit includes:

LD – Ducting 4' Long (3)
LJ – Couplers (2)
LW – Wall Inlet (1)
LEN – End Fitting (1)
LK – 90° Flat Ell (1)

Fortress Kits:

84045 LDK92G – Gray 3½
84145 LDK122G – Gray 4½
84065 LDK92B – Brown 3½
84165 LDK122B – Brown 4½
84005 LDK92W – White 3½
84105 LDK122W – White 4½
84025 LDK92I – Ivory 3½
84125 LDK122I – Ivory 4½



FORTRESS+™ LINESET COVER

Fortress+

Lineset Cover

RS# (ref #)	QTY	Description	L	W	H
84180 (LAD150W)	5	Ducting	48"	6"	4"
84185 (LAJ150W)	2	Coupler	5"	6"	4"
84189 (LAW150W)	2	Wall Inlet	13"	9"	13"
84184 (LAE150W)	2	End Fitting	5"	6"	9"
84186 (LAK150W)	2	90° Flat Ell	9"	6"	9"
84187 (LHJK150W)	2	Soffit Inlet	7"	9"	4"
84183 (LAC150W)	2	90° Inside Vertical Ell	7"	6"	8"
84182 (LACM150W)	2	120° Adj Vertical Ell	11"	6"	9"
84181 (LAKM150W)	2	120° Adj Flat Ell	11"	11"	4"
84188 (LATK150W)	2	Tee	8"	14"	4"

SATIN FINISH

Moderate price point. For mini-splits, high velocity and conventional split air conditioning systems.

Protects lineset, wiring and drain hose from weather, vandalism, pet and pest damage.

Snap together ducting easily accessed for repairs or replacement of the lineset.

UV and weather resistant Will remain attractive and provide protection for many years.

Stylish. Complements any residential or commercial building. Paintable. Brush, spray or roller to match or complement custom colors.

Sizes. Duct length 4'

Color. White

1 year warranty.



3-in-1

Lineset Cover Cutter

Code	Description	Qty.
84380	Lineset Cover Cutter	6

FEATURES

- Light-weight at 1.15 lbs
- Easy one-touch open/close
- Advanced corrosion resistance
- Safety hook
- Strong handles
- Stays in adjustment
- Cuts cleanly
- Equipped with quick opening mechanism and safety stopper



















APPLICATION • Designed to cut HVAC lineset covers

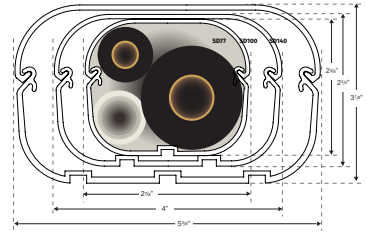
RECOMMENDED FOR

- Residential and commercial HVAC lineset covers • SLIMDUCT SD-77 2.75" and SD-100 3.75" • FORTRESS LD-92 3.5"



SLIMDUCT® LINESET COVER ORDERING INFORMATION

	RS# (ref. #) White	RS# (ref. #) Ivory	RS# (ref. #) Brown	Description	L	W	H
	86032 (SKS-77-W)	86012 (SKS-77-I)	85072 (SKS-77-B)	SD 2.75" 45°-90° Adj flat ELL	5 1/2"	5 1/2"	2 3/8"
	85004 (SD-77-W)	85024 (SD-77-I)	85064 (SD-77-B)	SD Slimduct 78" L - 77	78"	2 7/8"	2 3/8"
	85104 (SD-100-W)	85124 (SD-100-I)	85164 (SD-100-B)	SD Slimduct 78" L - 100	78"	4"	2 3/4"
	85204 (SD-140-W)	85224 (SD-140-I)	85264 (SD-140-B)	SD Slimduct 78" L - 140	78"	5 3/8"	3 1/4"
	86010 (SJ-77-W)	86030 (SJ-77-I)	85370 (SJ-77-B)	SJ coupler 77	2"	3 3/8"	2 5/8"
	86110 (SJ-100-W)	86130 (SJ-100-I)	85470 (SJ-100-B)	SJ coupler 100	2 1/2"	4 1/4"	3"
	86210 (SJ-140-W)	86230 (SJ-140-I)	85570 (SJ-140-B)	SJ coupler 140	3 1/2"	5 3/4"	3 3/8"
	86016 (SW-77-W)	86036 (SW-77-I)	85376 (SW-77-B)	SW wall inlet 77	8"	4 3/8"	3"
	86116 (SW-100-W)	86136 (SW-100-I)	85476 (SW-100-B)	SW wall inlet 100	8 3/4"	5"	3 3/8"
	85216 (SW-140-W)	85236 (SW-140-I)	85576 (SW-140-B)	SW wall inlet 140	11"	6 1/2"	3 7/8"
	85014 (SP-77-W)	85034 (SP-77-I)	85374 (SP-77-B)	SP soffit inlet 77	5 1/8"	4 3/8"	5 1/8"
	86114 (SP-100-W)	86134 (SP-100-I)	85474 (SP-100-B)	SP soffit inlet 100	5 3/8"	5 3/8"	5 3/8"
	85214 (SP-140-W)	85234 (SP-140-I)	85574 (SP-140-B)	SP soffit inlet 140	5 3/4"	6 7/8"	5 3/4"
	86007 (SE/SEN-77-W)	86027 (SE/SEN-77-I)	85367 (SE/SEN-77-B)	SEN end fitting 77	1 3/4"	3 1/4"	2 5/8"
	86107 (SEN-100-W)	86127 (SEN-100-I)	85467 (SEN-100-B)	SEN end fitting 100	4 1/2"	4 1/4"	3"
	86207 (SEN-140-W)	86227 (SEN-140-I)	85567 (SEN-140-B)	SEN end fitting 140	6"	5 3/4"	3 3/8"
	86011 (SK-77-W)	86031 (SK-77-I)	85371 (SK-77-B)	SK 90° flat ELL 77	5"	2 5/8"	5"
	86111 (SK-100-W)	86131 (SK-100-I)	85471 (SK-100-B)	SK 90° flat ELL 100	6"	3"	6"
	85211 (SK-140-W)	85231 (SK-140-I)	85571 (SK-140-B)	SK 90° flat ELL 140	7 1/2"	3 3/8"	7 1/2"
	85012 (SKF-77-W)	85032 (SKF-77-I)	85372 (SKF-77-B)	SKF 45° flat ELL 77	4 1/2"	3 1/4"	2 5/8"
	86112 (SKF-100-W)	86132 (SKF-100-I)	85472 (SKF-100-B)	SKF 45° flat ELL 100	5 1/2"	4 1/4"	3"
	85212 (SKF-140-W)	85232 (SKF-140-I)	85572 (SKF-140-B)	SKF 45° flat ELL 140	6 1/4"	5 3/4"	3 3/8"
	86002 (SC-77-W)	86022 (SC-77-I)	85362 (SC-77-B)	SC 90° vertical ELL 77	4"	3 1/4"	4"
	86102 (SC-100-W)	86122 (SC-100-I)	85462 (SC-100-B)	SC 90° vertical ELL 100	4 5/8"	4 1/4"	4 5/8"
	85202 (SC-140-W)	85222 (SC-140-I)	85562 (SC-140-B)	SC 90° vertical ELL 140	5"	5 3/4"	5"
	85000 (SCF-77-W)	85020 (SCF-77-I)	85360 (SCF-77-B)	SCF 45° vertical ELL 77	4 1/8"	3 1/4"	2 5/8"
	86100 (SCF-100-W)	86120 (SCF-100-I)	85460 (SCF-100-B)	SCF 45° vertical ELL 100	4 3/8"	4 1/4"	3"
	85200 (SCF-140-W)	85220 (SCF-140-I)	85560 (SCF-140-B)	SCF 45° vertical ELL 140	4 5/8"	5 3/4"	3 3/8"
	86015 (ST-77-W)	86035 (ST-77-I)	85375 (ST-77-B)	ST TEE 77	6 1/2"	4 7/8"	2 5/8"
	86115 (ST-100-W)	86135 (ST-100-I)	85475 (ST-100-B)	ST TEE 100	7 7/8"	6"	3"
	85215 (ST-140-W)	85235 (ST-140-I)	85575 (ST-140-B)	ST TEE 140	9 7/8"	7 7/8"	3"
	85106 (SDR-100-77-W)	85126 (SDR-100-77-I)	85466 (SDR-100-77-B)	SDR reducer 100-77	2 1/2"	4 1/4"	3"
	86206 (SDR-140-100-W)	86226 (SDR-140-100-I)	85566 (SDR-140-100-B)	SDR reducer 140-100	4"	5 3/4"	3 3/8"
	86018 (SIF-77-W)	86038 (SIF-77-I)	85378 (SIF-77-B)	SIF 2" fixed offset 77	7 1/8"	3 1/4"	3 1/4"
	86118 (SIF-100-W)	86138 (SIF-100-I)	85478 (SIF-100-B)	SIF 2" fixed offset 100	7 1/8"	4 1/4"	4 1/4"
	-	-	85395 (SN-77-B)	SD 2.75" Twist ELL 77	5 1/2"	5 1/2"	3 3/16"
	85008 (SF-77-500-W)	85028 (SF-77-500-I)	85368 (SF-77-500-B)	SF flex ELL 20" L - 77-500	19 1/2"	3"	2 1/2"
	86108 (SF-100-800-W)	86128 (SF-100-800-I)	85468 (SF-100-800-B)	SF flex ELL 31" L - 100-800	31 1/2"	4"	2 3/4"
	85208 (SF-140-800-W)	85228 (SF-140-800-I)	85568 (SF-140-800-B)	SF flex ELL 31" L - 140-800	31 1/2"	5 3/4"	3 3/8"
	85009 (SFJ-77-W)	85029 (SFJ-77-I)	85369 (SFJ-77-B)	SFJ flex adaptor 77	1 3/8"	3 1/4"	3 1/4"
	85109 (SFJ-100-W)	85129 (SFJ-100-I)	85469 (SFJ-100-B)	SFJ flex adaptor 100	1 1/2"	4 1/4"	4 1/4"
	86001 (SFS-77)	-	-	SFS saddle for flex ELL 77	1 3/8"	3 1/4"	2 1/2"
	86101 (SFS-100)	-	-	SFS saddle for flex ELL 100	1 1/2"	3 1/4"	3"
	86201 (SFS-140)	-	-	SFS saddle for flex ELL 140	1 1/2"	4 1/4"	3"
(stainless steel)							
	86299 (SL-300)	-	-	SL strap kit for line sets	-	-	-



Technical Information

Weather resistant PVC,
UV stabilized & fire resistant.
Tested to over 2,000 hours.

Temperature Range
-4° F to 140° F



13' Wall Duct Kit

Kit includes 13' of duct and all essential fittings to hide and protect the lineset for a typical A/C installation. Available in white only.

SDK Kit includes:

SD – Ducting 39' Long (4)
SJ – Couplers (2)
SW – Wall Inlet (1)
SEN – End Fitting (1)
SK – 90° Flat Ell (1)

Slimduct Kits:

85005 SDK77W – 2 3/4" White kit
85105 SDK100W – 3 3/4" White kit

Duct is packaged

5 per box.

Fittings are packed

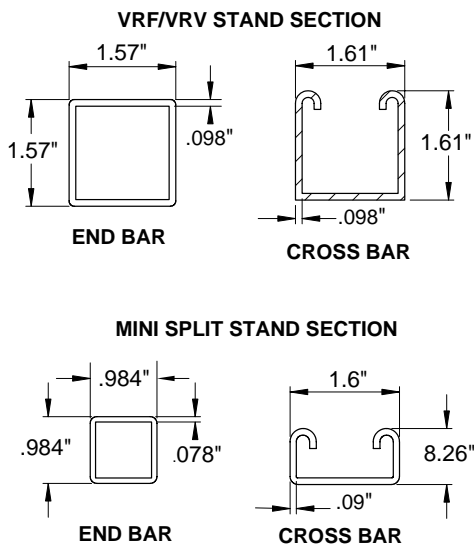
5 or 10 per box.



BIG FOOT® FAST FIX STAND RANGE

Simple, strong and sturdy ground mount support system.

Mini-split & VRF/VRV condenser stands



The **Fast Fix Stand Range** is a versatile ground mount support system split into two ranges, mini-splits and VRF/VRV condensing units. Available in a variety of sizes, with optional Extender Kits, the Stand Range is designed to support units both individually and in multiples.

With adjustability of cross bar positions, anti-vibration mounts for mini-splits and clamp kits for the VRF/VRV units, these frames can support a wide variety of units, are cost-effective and quick to assemble. • Rugged ASTM-A36 galvanized steel corrosion resistant support. • More corrosion resistant than competitor stands. • Pre-boxed – quick assembly.

- Base extensions allow unlimited mounting possibilities.
 - Compatible with all leading mini-split condensing units
- Available in a variety of sizes with extender kits.


Fast Fix Stands

Mini-split Stand Range - 3 skus cover all mini-splits

Code	Description	Load lbs.	Wt. lbs.	Qty.
87686	B5550 12" Mini-split stand kit	385	44	1
87630	B5551 18" Mini-split stand kit	385	49	1
87632	B5555 Riser - 4 pk.	-	3	1

Code	Description	Load lbs.	Wt. lbs.	Qty.
87631	B5554 Extender	385	42	1
87633	B5562 Riser - 2 pk.	-	2	1

STAND RISER



STAND EXTENDER



B5550 and B5551 SYSTEM COMPONENTS

(4) 8 in (200mm) Footings. (2) End Bar. (2) Cross Bar.
(4) Unit Clamp/Fixing Kit.



Fast Fix Stands

VRF/VRV Stand Range - 6 skus cover all VRF/VRV units

Code	Description	Load lbs.	Wt. lbs.	Qty.
87634	B5556 VRF 990 stand kit	1,323	77	1
87636	B5557 VRF 1290 stand kit	1,102	84	1
87638	B5558 VRF 1450 stand kit	882	90	1

Code	Description	Load lbs.	Wt. lbs.	Qty.
87635	B5559 VRF 990E Extender	1,323	55	1
87637	B5560 VRF 1290E Extender	1,102	62	1
87639	B5561 VRF 1450E Extender	882	68	1

VRF/VRV STAND EXTENDER



990/1290/450 SYSTEM COMPONENTS

(4) 8 in.(200mm) Footings. (2) End Bar. (2) Cross Bar
(4) Unit Clamp/Fixing Kit.



Big Foot

Multi Frame



Code	Description	Qty.
87658	Multi Frame	1
87659	Multi Frame Extension	1
87660	Multi Frame 24" Leg	1
87661	Multi Frame Extension 24" Leg	1
87656	48" Multi Frame Crossbar	1

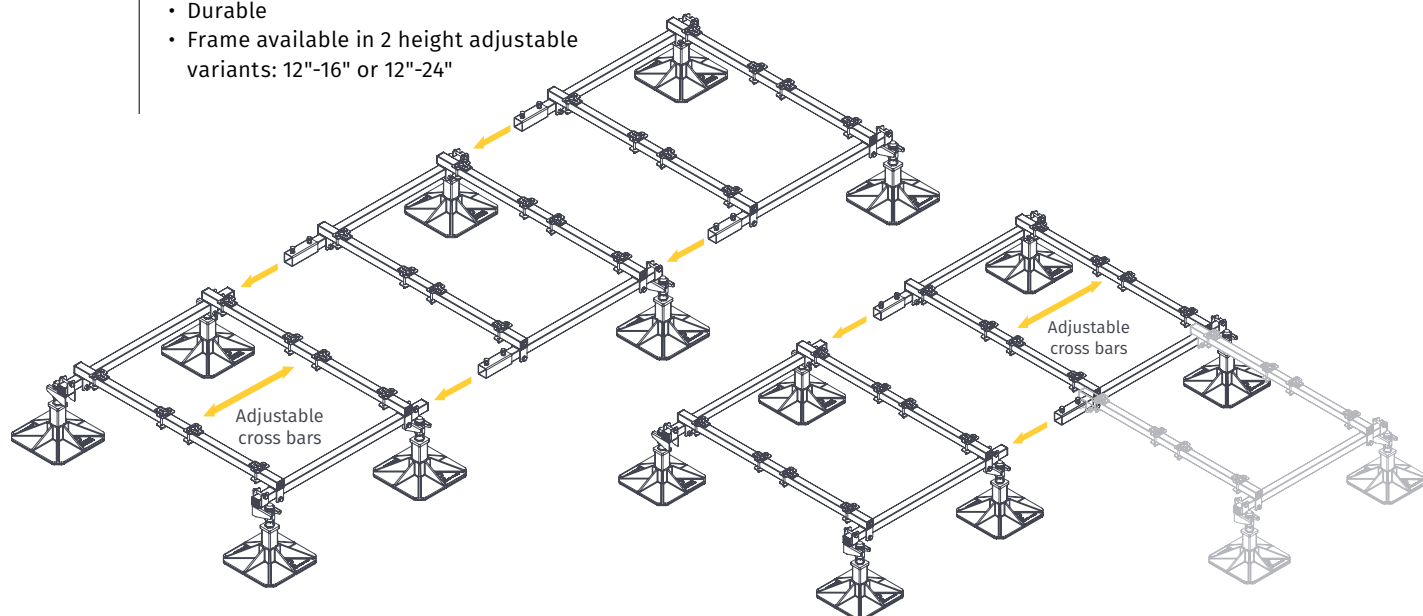
FEATURES

- Galvanized steel frame with 12" feet
- 40" x 48" multiples
- Adjustable leg assemblies
- Supplied boxed with clamp kits
- Ideal rooftop support of equipment and systems
- Weather resistance
- Easy & quick to assemble
- Durable
- Frame available in 2 height adjustable variants: 12"-16" or 12"-24"

APPLICATION • Designed for VRF/VRV mounting
• Extendable from any side with extension kits

RECOMMENDED FOR

- Compressor • Condensers • VRF/VRFs • Small AHUs
- Unitary fans • Rooftops



Multi Frame + 2 Extension kits

Multi Frame + 2 Extension kits (alternative layout)



Frame Tech on-line Configuration & Engineering Tool

Frame Tech is an on-line tool to help you configure the precise Multi Frame parts you'll need for your equipment and environment. Frame Tech will ask the right questions and will automatically provide you with engineering specs for max wind load (tip and slip) along with the pounds per foot calculations. Register for access to Frame Tech at: <https://frametech.bigfootsupport.com>



POLYMER & RUBBER RISERS

Polymer Risers

Simple lightweight raised mounting support



Code	Description	Qty.
87761 (PR-351N-I)	14" Polymer Riser	20
87762 (PR-351N-M)	18" Polymer Riser	20
87763 (PR-351N-L)	39" Polymer Riser	4
87765 (PRC-351N)	End Caps	1 Pair

FEATURES

- Ideal for piping, duct runs, cable trays and condensers
- Weather resistant PVC
- Linear track holds 3/8" hex head bolts
- Two 7/8" long bolts included

Max load capacity: PR-351N-I – 308 lbs.
PR-351N-M – 397 lbs. PR-351N-L – 880 lbs



Fix-It-Foot

Additional vibration isolation and stability




Code	Description	Qty.
87771 (RMB10)	Fix-It-Foot 10"	1
87773 (RMB16)	Fix-It-Foot 16"	1
87775 (RMB24)	Fix-It-Foot 24"	1
87776 (RMB40)	Fix-It-Foot 40"	1

FEATURES

- Ideal for rooftop support of equipment & systems
- Weather resistant
- Recycled crumb rubber pad
- Recessed underside permits solid stance
- Aluminum track permits the use of standard strut hardware (not included)

Max load capacity: RMB10-181 lbs. RMB16-282 lbs.
RMB24-494 lbs. RMB40-650 lbs



Fix-It-Foot Low

Low profile rubber riser



Code	Description	Qty.
87772 (RMB10L)	Fix-It-Foot Low 10"	1
87774 (RMB16L)	Fix-It-Foot Low 16"	1

FEATURES

- Ideal for rooftop support of equipment & systems
- Weather resistant
- Recycled crumb rubber pad
- Recessed underside permits stability
- Aluminum track permits the use of standard strut hardware (not included)

Max load capacity: RMB10L – 181 lbs RMB16L – 282 lbs



UNIVERSAL BRACKETS

Wall Bracket

Sliding cross bar provides exceptional width range

Code	Description	Qty.
87733 (WBB300)	Wall Bracket – powdercoat	1
87734 (WBB300SS)	Wall Bracket – stainless steel	1
87735 (WBB500)	Wall Bracket – powdercoat	1

FEATURES


- Strong secure support
- Stainless steel or powdercoat finish
- Includes level for convenience

Min/Max mounting width: 9³/₄" – 31"

Min/Max mounting depth: 10¹/₂" – 19.5"

Max load capacity: WBB300 – 300 lbs.

WBB300SS – 300 lbs. WBB500 – 500 lbs.



Wall Bracket

Extra integral cross bracing provides ultimate stability

Code	Description	Qty.
87732 (PCK30)	Wall Bracket	1


FEATURES

- Extra stability
- Galvanized finish

Min/Max mounting width: 15³/₄" – 35¹/₄"

Min/Max mounting depth: 9³/₄" – 15"

Max load capacity: 330 lbs.



Wall Bracket

Hurricane rated wind resistant support

Code	Description	Qty.
87740 (WBB500HR)	Wall Bracket	1

FEATURES

- Ultimate stability
- Galvanized finish

STATE OF FLORIDA APPROVED – FL18362

Min/Max mounting width: 9³/₄" – 31"

Min/Max mounting depth: 10¹/₂" – 16"

Max load capacity: 500 lbs..



**Miami-Dade
County, Florida**

NOA No. 19-0411.04,
Expiration date 10/6/21

Mounting material included

Wall Bracket

Ideal for in window mounted A/C support

Code	Description	Qty.
87731 (CBZG)	Under Window Bracket	1


FEATURES

- Strong secure support • Galvanized finish

Min/Max mounting width: 11³/₄" – 27¹/₂"

Min/Max mounting depth: 6¹/₄" – 13"

Max load capacity: 176 lbs.



Slab Stand

Raises equipment up above flat surface

Code	Description	Qty.
87743 (CNG)	Slab Stand – powdercoat	1
87746 (PCNG63)	Slab Stand – galvanized	1

- FEATURES**
- Anti-slip rubber feet
 - Galvanized or powdercoat finish
- Min/Max mounting width:
87743 – 11³/₄" – 27¹/₂" 87746 – 15³/₄" – 39⁴/₉/₆₄"
- Min/Max mounting depth:
87743 – 6¹/₄" – 13¹/₄" 87746 – 11¹³/₁₆" – 17"
- Max weight capacity:
87743 – 176 lbs. 87746 – 440 lbs.s.



Individually adjustable legs for uneven surfaces




Slope Stand

Provides level mounting surface on sloped roofs

Code	Description	Qty.
87745 (WRB250)	Wall Bracket	1

- FEATURES**
- Levels slopes up to 45° or 12" pitch
 - Powdercoat finish
- Min/Max mounting width: 6" – 35"
- Min/Max mounting depth: 10" – 19"
- Max load capacity: 250 lbs.



Includes level



Duplex Stand

Securely mounts two condenser units

Code	Description	Qty.
87744 (CWGL)	Duplex Stand	1

- FEATURES**
- Sturdy support
 - Powdercoat finish
 - Anti-slip rubber feet
- Min/Max mounting width: CWGL – 15³/₄" – 31¹/₂"
- Min/Max mounting depth: CWGL – 7⁷/₈" – 15"
- Max load capacity: CWGL – 176 x 2 lbs.



87744
H = 36¹/₄"
W = 17"
D = 36"



RSH Series

Code	Description	Qty
96415	RSH-50 Surge Protective Device	6
96416	RSH-60 Surge Protective Device	4
96426	RSH-60 VMD Surge Protective Device	2
96418	RSH-50DB with Fused disconnect box	6
96419	RSH-50DB with Non-Fused disconnect box	6



FEATURES

- Long-Lasting Gas Discharge Tube Technology
- TFMV Technology (Thermally Fused Metal Oxide Varistor)
- Unsurpassed Industry Product Warranty
- Green LED Easily Indicates Protection
- Weather-Rated under NEMA 4
- Fits All Single-Phase Units
- UL 1449 Listed
- NEC's highest Short Circuit Current Rating (SCCR) @200kA
- RoHS Compliant

Surge Protective Devices (SPD)

Application • Protect HVAC equipment from electrical surges, brownouts, and other voltage disturbances • Protects up to 60,000-amp single surges and up to 20,000-amp repetitive surges • Type 1 Device - can be mounted any in position

Recommended for • Residential and commercial use • All single phase 120/240 V HVAC-R equipment (air conditioning, heat pumps)



NEW!
Pre-assembled RSH-50 with Disconnect Box for Quick and Clean Installation



RSH-50



RSH-60



RSH-60 VMD

MAXIMUM DISCHARGE CURRENT PER PHASE	50kA	60kA	60kA
NOMINAL DISCHARGE CURRENT	10kA	20kA	20kA
SHORT CIRCUIT CURRENT RATING (SCCR)	200kA (NEC's highest rating)	200kA (NEC's highest rating)	200kA (NEC's highest rating)
DIAGNOSTICS	1 LED	2 LED's, Audible alarm	2 LED's, Audible alarm, Voltage Monitoring Circuit
PRODUCT WARRANTY	Lifetime	Lifetime	5 Years
CONNECTED EQUIPMENT WARRANTY	5 years / \$5,000	5 years / \$7,500	5 years / \$5,000

Novent® Pink

Locking Refrigerant Cap, R410A

Code	Description	Qty.
86672 (NPE-R410)	2 cap blister 5/16"	20
86671 (NPE-R410)	10 cap blister 5/16"	5
86673 (NPE-R410)	50 cap box 5/16"	1

FEATURES

- Resists crushing & removal without key
- Corrosion resistant anodized aluminum
- Integral neoprene O-ring resists oils & sealants
- Torque limiter prevents overtightening

APPLICATION • Seals standard Schrader service valves on all central A/C units and mini-splits to help prevent refrigerant leakage • Protects from serious injury or death resulting from the inhalation of dangerous gases

RECOMMENDED FOR
• R410A

5/16" Thread Pink



Patent No. 6,612,455





UNITARY

Safe-T-Switch®

EZ Trap®

AquaGuard®

Goliath®/Titan®

AarmorPad™

Novent®

Airtec®

GulfCoat™

Big Foot®



SAFE-T-SWITCH® OVERFLOW SWITCHES

The most reliable switch.

SS1 Float Switch

For primary drains or auxiliary drain outlets

Code	Description	Qty.
97632	Model SS1	24
97630	Contractor Pack	50



FEATURES

- Condensate overflow switch
- Magnetic reed switch
- Install vertically or horizontally
- Connect to either red or yellow wire
- Includes directional cleanout tool to provide cleanout access.
- Float is adjustable

APPLICATION • Detects clogged A/C condensate drains and shuts off the system to prevent water damage to floors, walls and ceilings • Can be installed horizontally or vertically, inline or on the primary pan's auxiliary drain outlet by using the included 3/4" adapter, bushing and cap

- Can be installed on a sloping line and does not need to be level or plumb

US Patent No. 6,442,955



Can be installed in a horizontal or vertical position

SS2 Float Switch

For primary drain pan auxiliary outlet

Code	Description	Qty.
97637	Model SS2	24
97635	Contractor Pack	50



FEATURES

- Condensate overflow switch
- Magnetic reed switch
- Connect to either red or yellow wire
- Float is adjustable

APPLICATION • Detects clogged A/C condensate drains and shuts off the system • Using the 3/4" adapter the SS2 can be installed on the auxiliary outlet of the primary drain pan • Easy access to the switch and the primary drain line for service

US Patent No. 6,442,955



A plenum rated model is available – SS2AP

SS3 Float Switch

For primary and auxiliary drain pans

Code	Description	Qty.
97647	Model SS3	24
97645	Contractor Pack	50



FEATURES

- Condensate overflow switch
- Magnetic reed switch
- Connect to either red or yellow wire
- Float is adjustable

APPLICATION • Detects clogged A/C condensate drains and shuts off the system • Steel mounting bracket clips firmly over the edge of most drain pans • Slim profile can be installed on primary or auxiliary drain pans.

US Patent No. 6,698,215



Model SS2AP

Plenum rated

Code	Description	Qty.
97640	Model SS2AP	50



FEATURES

- Condensate overflow switch
- Magnetic reed switch
- Connect to either red or yellow wire

APPLICATION • Detects clogged A/C condensate drains and shuts off the system • Schedule 40 CPVC, plenum rated and listed to UL-2043 • Use 3/4" adapter to install on the auxiliary outlet of the primary drain pan.

US Patent No. 6,442,955



Model SS500EP

Commercial rooftop downflow units

Code	Description	Qty.
97693	Model SS500EP	12




FEATURES

- Electronic probe sensor
- 5-wire design
- Onboard LED indicator
- Plenum rated wire
- Connect to either red or yellow wire

APPLICATION • Install on primary drain pan when plenum rating is needed • Small size and slim profile great for use on commercial rooftop downflow units

US Patent No. 6,698,215



Model SS700E

Directly in the secondary drain pan

Code	Description	Qty.
97695	Model SS700E	24



FEATURES

- Works in any position
- Universal puck works in all secondary drain pans
- Onboard LED indicator

APPLICATION • Designed to sit directly in a secondary drain pan, eliminating screws and clips • Multiple position option for the sensor and provides adjustable heights • Great for use in plastic overflow pans with round edges





EZ TRAP® 100 SERIES CLEAR TRAP™ KITS

Clear cleanable trap

EZ TRAP®

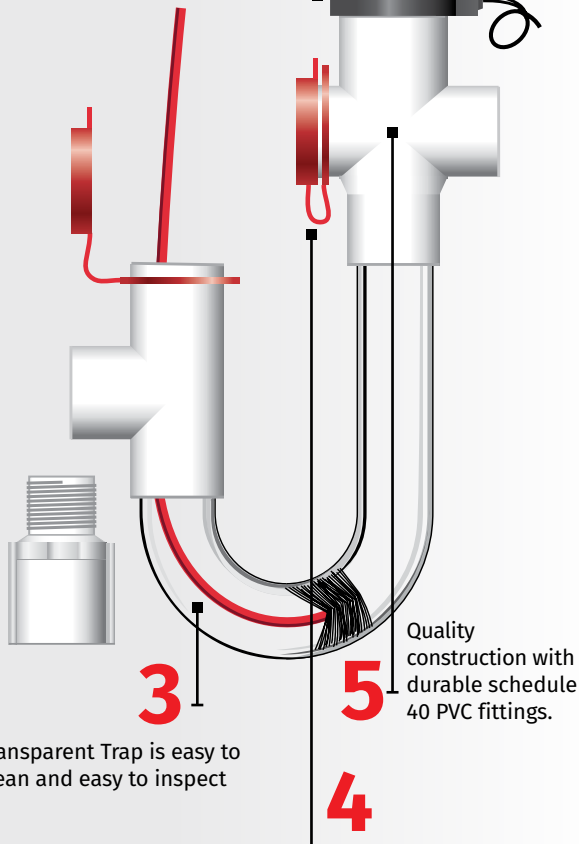
Condensate Traps and Overflow Switches

Easy Maintenance & Overflow Protection

1 **SmartTrap™** (200 SERIES) adds a float switch that warns of blockage and shut down the A/C unit. Slip fit float switch removes easily for cleaning and inspection.

2 Proven reliability and higher switching capacity with microswitch technology. (4A NO/NC)

Patent No. 5,069,042



3 Transparent Trap is easy to clean and easy to inspect

4 Watertight red caps provide easy access to clean the trap and drain pan outlet.

5 Quality construction with durable schedule 40 PVC fittings.

2 Year Warranty

600 Combo kit Clear Trap and Overflow Switch

RS #	(ref. #)	Size
83626	(EZT626)	3/4"

For coverage of the entire condensate drain system. 5 per carton.

RS #	(ref. #)	Size
83113	(EZT113)	3/4"




Economy trap kit no brush
Thinner walled trap for light duty applications. 10 per carton.
Includes: 3/4" trap, 3/4" cross, 3/4" tee, three 3/4" red caps, **1" drop**.

RS #	(ref. #)	Size
83114	(EZT113B)	3/4"



Economy trap kit w/brush
Thinner walled trap for light duty applications. 10 per carton.
Includes: 3/4" trap, 3/4" cross, 3/4" tee, three 3/4" red caps, cleaning brush, **1" drop**.

RS #	(ref. #)
83405	(EZT405)



Heavy Duty Cleaning Brush
18" flexible stainless rod. 10 per carton

RS #	(ref. #)
83406	(EZT406)



Standard Cleaning Brush
18" flexible rod. 25 per carton

Compact overflow switch with 3/4" female slip inlet

Two part design for use where obstructions prevent direct threading.

Includes: 1"x 3/4" slip female street ell, 3/4" male adaptor, float switch assembly, 72" cable.

Economy trap kit w/brush

Thinner walled trap for light duty applications.

Includes: 3/4" blow molded trap, 3/4" cross, 3/4" tee, three 3/4" red caps, cleaning brush, **1" drop**.



200 SERIES SMARTTRAP™ KITS

Float switch overflow protection.

Clear, cleanable trap

RS #	(ref. #)	Size
83205	(EZT205)	3/4"



Deep SmartTrap kit

for fluctuating static pressure found in systems with variable speed air handlers. 10 per carton. **Includes:** 3/4" Deep Standard Trap, 1" cross, 1" red cap, 1"x 3/4" bushing, 3/4" tee, 3/4" black stub, 3/4" male adapter, float switch assembly, 72" cable, cleaning brush, 3" drop.

RS #	(ref. #)	Size
83210	(EZT210)	3/4"



Standard SmartTrap kit

fits most applications requiring automatic shut down. 10 per carton. **Includes:** 3/4" Standard Trap, 3/4" cross, 3/4" red cap, 1"x 3/4" bushing, 3/4" tee, 3/4" black stub, 3/4" male adapter, float switch assembly, 72" cable, cleaning brush, 1" drop.

RS #	(ref. #)	Size
83230	(EZT230)	3/4"



Tamper resistant SmartTrap kit

with threaded cleaning cap. Fits most applications Includes clear u-bend for inspection, and access ports for easy cleaning. 10 per carton. **Includes:** 3/4" Standard Trap, 1" cross, 3/4" locking cap, 1"x 3/4" bushing, 3/4" tee, 3/4" black stub, 3/4" male adapter, float switch assembly, 72" cable, cleaning brush, 1" drop.

220 SERIES OVERFLOW SWITCHES

Float switch overflow protection.

4 Amp, 24 Volt

RS #	(ref. #)	Size
83224	(EZT224)	3/4"



Compact overflow switch with 3/4" male threaded inlet

Thread into fitting on secondary drain pan. 10 per carton. **Includes:** 1"x 3/4" male threaded street ell, float switch assembly, 72" cable.

RS #	(ref. #)	Size
83225	(EZT225)	3/4"



Inline universal primary/secondary overflow switch

3/4" or 1" inlet, with 3/4" outlet. Install vertical or horizontal, inline or plugged. 10 per carton.

Includes: 1"x 3/4"x 1" tee, 3/4" male adaptor, 3/4" plug, 1"x 3/4" bushing, float switch assembly, 72" cable.

RS #	(ref. #)	Size
83226	(EZT226)	3/4"



Compact overflow switch with 3/4" female slip inlet

Two part design for use where obstructions prevent direct threading. 10 per carton.

Includes: 1"x 3/4" slip female street ell, 3/4" male adaptor, float switch assembly, 72" cable.

RS #	(ref. #)	Size
83228	(EZT228)	3/4"



Inline primary/secondary overflow switch

Same as 225 with clear extension tube for visual indication. 10 per carton.

Includes: 1"x 3/4"x 1" tee, 3/4" male adaptor, 3/4" plug, 1"x 3/4" bushing, float switch assembly, extension tube, 72" cable.




AQUAGUARD SENSORS



AG-1100+

Magnetic Float Switch System for Metal Pans

Code	Description	Qty.
96100	Float Switch	30



FEATURES

- Easy, Drill-Free Installation
- Pull Up Test Knob
- Protective Cover
- UL 508

US Patent 7,710,283

APPLICATION The AG-1100+ is incredibly easy to install. It can be mounted to the drain pan in 10 seconds or less. Installation does not require any pre-drilling for screws. The AG-1100+ incorporates a protective cover to keep out insulation and debris that could prevent the float from rising.


- Normally Open 3rd Wire for Optional External Alarm, Digital Controller, or Energy Management System • Residential and Commercial
- High Capacity 5 Amp, 24 Volt AC Magnetic Float Switch



AG-1200+

Magnetic Float Switch System for Metal & Plastic Pans

Code	Description	Qty.
96106	Float Switch	30



FEATURES

- Easy, Drill-Free Installation
- Pull Up Test Knob
- Protective Cover
- UL 508

US Patent 7,710,283

APPLICATION • The AG-1200+ has all of the features of the 1100+ plus an innovative two-piece clamp design which allows it to be mounted to a metal secondary drain pan (without a lip) or a plastic secondary drain pan (with a lip) in 10 seconds or less, without screws or drilling. • Protective cover keeps out insulation, pests and debris.


- Normally Open 3rd Wire for Optional External Alarm, Digital Controller, or Energy Management System • Residential and Commercial • High Capacity 5 Amp, 24 Volt AC Magnetic Float Switch



AG-3175E

Primary Pan Sensor (Plenum Rated)

Code	Description	Qty.
96126	Primary Pan Sensor	10



FEATURES

- Time delay
- Plenum-rated probe & wire
- Install horizontal or vertical
- Water detection LED light
- Bonus secondary sensor
- Compact waterproof design
- UL 508 & UL 2043

US Patent 7,744,395; 8,151,580; 8,561,417; 8,578,770

APPLICATION • The AquaGuard AG-3175E's primary pan sensor is mounted directly in the auxiliary drain port of the primary drain pan. The bonus secondary sensor can be installed either vertically or horizontally and features a water detection LED.


- Redesigned probe sensor for increased reliability • Two sensors for the price of one • 6 Feet of both plenum rated probe & sensor wire • 5 Amp, 24 Volts AC solid state sensor with water detection LED light • Switch can be normally open or normally closed • Normally open 4th wire for optional external alarm, digital controller or energy management systems



AG-1250E

Multipurpose Water Sensor

Code	Description	Qty.
96108	Water Sensor	30



IND. CONT. EQ.
25XE
UL 508

FEATURES

- Either normally open or normally closed
- Solid state sensor with water detection LED
- NEW adjustable height mount
- 6 feet of control wire
- 5 amp capacity, 0-24 Vac/dc
- Can be used with communicating systems
- UL 508

US Patent 8,578,770

APPLICATION • The AG-1250E multipurpose water sensor is mounted directly in a metal or plastic secondary pan, floor or wall. The AG-1250E is a high-amperage, solid state sensor with no moving parts to break down or become clogged. The low profile design makes it easy to install.


- Normally Open Wire for Optional External Alarm, Digital Controller or Energy Management
- Versatile mounting options allow positioning on the unit, in a secondary pan, floor or wall
- Clip on mounting base for easy cleaning and drying of sensor



AG-3150E

Primary pan sensor

Code	Description	Qty.
96124	Primary Pan Sensor	10



IND. CONT. EQ.
25XE
UL 508

FEATURES

- Time delay
- Install horizontal or vertical
- Water detection LED light
- Bonus secondary sensor
- Compact waterproof design
- UL 508

US Patent 7,744,395; 8,151,580; 8,561,417; 8,578,770

APPLICATION • The AquaGuard AG-3150E's primary pan sensor is mounted directly in the auxiliary drain port of the primary drain pan. The bonus secondary sensor can be installed either vertically or horizontally and features a water detection LED.

- Redesigned probe sensor for increased reliability
- Two sensors for the price of one
- 6 Feet of both probe & sensor wire
- 5 Amp, 24 Volts AC solid state sensor with water detection LED light
- Switch can be normally open or normally closed
- Normally open 4th wire for optional external alarm, digital controller or energy management systems



AG-3180E

Micro pan sensor (Plenum Rated)

Code	Description	Qty.
96128	Micro Pan Sensor	10



FEATURES

- Time Delay Up to 60 sec
- Plenum Rated Probe & Wire
- Micro pan sensor
- Water detection LED light
- Bonus Secondary Sensor
- Adjustable mounting clips
- Can be mounted with double sided tape or adjustable mounting clips
- UL 508 & UL 2043

US Patent 8,578,7700

APPLICATION • The AquaGuard AG-3180E micro-electronic condensate sensor is mounted directly in the primary drain pan. The bonus secondary sensor features water detection LED and easily installs in the metal or plastic secondary drain pan. Both sensors continuously monitor any condensate overflow in the primary and secondary drain pans and automatically shut off the system and activate an alarm if any overflow is detected.

- Ideal for commercial package units, metal/plastic secondary drain pans & primary pan with time delay
- Meets International Building Codes & Primary Pan Code Requirements
- 6 Feet of Both Plenum Rated Probe and Sensor Wire
- 5 Amp, 24 VAC Solid State Sensor
- Switch Can Be Normally Open or Normally Closed
- Normally Open Wire for Optional External Alarm, Digital Controller or Energy Management Systems



AG-9100

External Audible and Visual Remote Alarm

Code	Description	Qty.
96180	Ext. Audio/Visual Alarm	10

FEATURES

- No battery required
- Bright white LED alarm
- 103db Audible Alert
- 12 Inches of Lead Wire
- 12-24 VAC / 6-32 VDC circuit
- Audio silence switch

APPLICATION • The ONLY multipurpose remote alarm approved for use with AquaGuard condensate management systems. The AG-9100 Audible & Visual Remote Alarm is connected directly to AquaGuard Condensate Management System. When activated, the AG-9100 produces an audible and visual signal. Can be Conveniently Mounted to a Wall, Ceiling, or Directly to a Hot Water Tank or HVAC/R Unit with Two Screws or Included Adhesive Pad Over 250 Feet Away from a Condensate Overflow Switch

For Use With • AG-1100+ • AG-1200+ • AG-1250E • AG-2550E
• AG-3150E • AG-3175E • AG-3180E
• AG-3575E • AG-4200




AG-4200E

Electronic condensate management sensor system



Code	Description	Qty.
96143	Primary Pan Sensor	1



IND. CONT. EQ.
25XE
UL 508

FEATURES

- Switch can be normally open or normally closed
- 5 amp, 24 volts AC solid state sensor with water detection LED light
- Adjustable height mount
- 6 feet of control wire
- UL 508

US Patent 8,317,16970

APPLICATION • Multipurpose Condensate Overflow Sensor that combines the proven water sensing technology of the AG-1250E with our industry leading Goliath and Titan drain pan line to deliver the ultimate condensate management system. The AG-4200E is the complete condensate management system for Goliath, Goliath Furnace, Goliath Value Series and Titan Drain Pans


- 24 VAC, 5 Amp
- Controls Normally Open or Normally Closed
- 6' of Standard Control Wire
- Compact Waterproof Design
- Includes Vibration Isolators



AG-4200M

Magnetic condensate management system

Code	Description	Qty.
96142	Primary Pan Sensor	1



IND. CONT. EQ.
25XE
UL 508

FEATURES

- Easy, Drill-Free Installation
- Pull Up Test Knob
- Water detection LED light
- Protective Cover
- UL 508

US Patent 8,578,770; 8,317,1690

APPLICATION • Multipurpose condensate overflow sensor that combines the incredibly easy to install AG-1100+ with our industry leading Goliath and Titan drain pan line to deliver the ultimate condensate management system. It can be mounted to the drain pan in 10 seconds or less. Installation does not require any pre-drilling for screws. The AG-1100+ incorporates a protective cover to keep out insulation and debris that could prevent the float from rising. The AG-4200M is the complete condensate management system for Goliath, Goliath Furnace, Goliath Value series and Titan Drain pans.

- 3/4" PVC threaded male pipe adapter
- Normally Open 3rd Wire for Optional External Alarm, Digital Controller, or Energy Management System
- Residential and Commercial
- High Capacity 5 Amp, 24 Volt AC Magnetic Float Switch
- Includes Vibration Isolators





GOLIATH CONDENSATE PANS

Goliath®

Secondary Drain Pans

Code	Pan Size	Qty.
96200	26"x56"	10
96202	28"x57"	10
96204	28"x69"	10
96206	30"x50"	10
96208	30"x62"	10
96210	30"x66"	10

FEATURES

- Hangable
- Extreme temperature durability
- High tensile strength
- Crack/split/leak/rust resistant
- Self extinguishing

US Patent 7,900,795



APPLICATION • Goliath Series Secondary Drain Pans are the strongest, most rugged HVAC secondary drain pans on the market today • Goliath Series Secondary Drain Pans are engineered with superior one piece structural strength to produce a nearly indestructible drain pan with rolled edges and no seams • Each pan is strong enough to hang using only one pair of steel support struts, ensuring a quick-and-easy professional installation • Features a network of built-in risers, which are compatible with a wide variety of sizes of HVAC units and eliminate the need to shop around for additional risers or mounting blocks. Some Goliath pans have lower risers when space is restricted • Risers run the length of pan for better strength when hanging • Each pan has specially designed indentations for placement of hanging brackets • Goliath Series Secondary Drain Pans are compatible with our AG-4200 Condensate Management System water sensor and drain adapter as well as AG-GFR Vibration Isolators to quiet any noisy HVAC unit.



All pans meet or exceed all international building codes and come with a 10 Year Limited Warranty.

Goliath®

Value Series Secondary Drain Pans

Code	Pan Size	Qty.
96214	30"x50"	10
96216	30"x62"	10
96218	30"x66"	10

FEATURES

- Extreme temperature durability
- High tensile strength
- Crack/split/leak/rust resistant
- Self extinguishing

US Patent 7,900,795



APPLICATION • Goliath Value Series Secondary Drain Pans are the affordable solution for fixed placement, solid surface applications when hanging a secondary drain pan and HVAC unit is not necessary. Feature a network of built-in risers, which are compatible with a wide variety of sizes of HVAC units • Superior strength, durability and versatility when compared to other HVAC secondary drain pans made of traditional ABS plastics. • Will not crack, split, or rust like a metal secondary drain pan • Can support 40% more weight than a traditional ABS plastic pan • Extreme temperature durability – 20°F (-28°C) to 260°F (126.7°C) with a higher melting point and self extinguishing characteristics not found in competitors' secondary drain pans • Are compatible with our AG-4200 Condensate Management System water sensor and drain adapter as well as AG-GFR Vibration Isolators to quiet any noisy HVAC unit.



Goliath Value Series Non-Hangable Secondary Drain Pans are to be used only for fixed placement HVAC installations and must be supported by a solid surface and are not to be hung in any application

All pans meet or exceed all international building codes and come with a 5 Year Limited Warranty.

GOLIATH FURNACE CONDENSATE PANS AND RISERS

Goliath® Furnace

Secondary Drain Pans Furnace Series

Code	Pan Size	Qty.
96220*	30"x36"	10
96222	34"x64"	10
96224	34"x79"	10

FEATURES

- Extreme temperature durability
- High tensile strength
- Crack/split/leak/rust resistant
- Self extinguishing



APPLICATION • Goliath Furnace Series Secondary Drain Pans offer all the same benefits and features of our Goliath Series Secondary Drain Pans and are specifically designed for the unique clearance needs of furnace installations and piping requirements • With 7" of clearance, Goliath Furnace pans offer the necessary clearances for any piping that needs to run below a furnace unit – especially with condensing furnace installations. • They are engineered with superior one-piece structural strength to produce a nearly indestructible furnace pan with rolled edges and no seams. Each pan provides extreme temperature durability (-40°F to 260°F), high tensile strength, crack/split/leak/rust resistance, and are self extinguishing. • Goliath Furnace Series Secondary Drain Pans are compatible with our AG-4200 Condensate Management System water sensor and drain adapter as well as 10 AG-GFR Vibration Isolators to quiet the operation of any noisy furnace unit.



*The Goliath Furnace 30" x 36" pan is designed exclusively for vertical, up flow applications.

All pans meet or exceed all international building codes and come with a 10 Year Limited Warranty.

Goliath® Furnace

Riser kits

Code	Riser Size	Qty.
96254	GFR 28"x6"	16
96250	GFR 23"x4"	16
96252	GFR 23"x7"	16

FEATURES

- Will not rust or crack and provide 10x the strength as metal risers.
- Compatible with our Titan secondary drain pans, metal pans or can be used as a standalone.
- Available vibration isolators quiet noisy furnace units



US Patent 8,220,768

APPLICATION • Goliath Furnace Risers (GFR) are the perfect solution for any furnace installation. GFRs raise furnaces providing the necessary clearance to accommodate piping and p-traps. • Available in three sizes, GFR 28"x6", GFR 23"x4" and GFR 23"x7" to accommodate a variety of furnace installation needs. • Installation is quick and easy, the GFRs are made to fit either lengthwise or width wise in our Titan pans or fabricated metal pans. • Material is 10X stronger than competing metal risers.



All Goliath Furnace Risers meet or exceed all international building codes and come with a 3 Year Limited Warranty.

TITAN CONDENSATE PANS

Titan™

Secondary Drain Pans Flexible Series

Code	Pan Size	Qty.
96230	24"x24"	10
96232	26"x26"	10
96234	30"x30"	10
96236	32"x32"	10
96238	30"x50"	10
96240	30"x62"	10

FEATURES

- Extreme temperature durability
- High tensile strength
- Crack/split/leak/rust resistant
- Self extinguishing
- Meets or exceed all international building codes
- 3 year limited warranty



APPLICATION • Used when space requirements are tight, the Titan Flexible Series Secondary Drain Pans are more flexible and durable than fabricated metal or plastic pans

- Material will not rust, crack, split or leak like a traditional fabricated metal secondary drain pan. Material provides extreme temperature durability (-40°F to 260°F), high tensile strength and is self extinguishing
- Titan pans are manufactured with rolled edges and no seams for superior one-piece structural strength and flexibility
- They are also specifically designed and engineered to be completely compatible with our Goliath Furnace Series Furnace Risers to create a complete and professional HVAC installation
- Made with Pride, Titan Flexible Series Secondary Drain Pans are compatible with our AG-4200 Condensate Management System water sensor and drain adapter





Titan™

Metal Secondary Drain Pan



Code	Description	Qty
96241	Metal Series 24" x 36"	5
96242	Metal Series 26" x 26"	5
96243	Metal Series 30" x 66"	5
96244	Metal Series 32" x 36"	5
96245	Metal Series 32" x 48"	5
96246	Metal Series 32" x 62"	5
96247	Metal Series 30" x 60"	5
96248	Metal Series 30" x 30"	5

APPLICATION

A/C Secondary Condensate Drain Pan •
Collect condensate from evaporator coils
in case of overflow

RECOMMENDED FOR

Residential and commercial HVAC units

FEATURES

- Premium craftsmanship
- 24-gauge galvanized steel
- 1-piece construction
- Smooth rolled edge
- No seams
- Fittings included, securely attached to each pan
- Nestable for easy storage
- 8 sizes to fit the needs of any contractor
- Two drain plug outlets on the short and long sides offer flexibility during installation
- Compatible with Safe-T-Switch® Condensate overflow switches and AquaGuard® condensate overflow switches



ARMORPAD EQUIPMENT PAD

ArmorPad™

Code	Description	Qty.
84401	24"x 24"x 3" Equipment Pad	14
84403	30"x 30"x 3" Equipment Pad	14
84404	32"x 32"x 3" Equipment Pad	14
84405	36"x 36"x 3" Equipment Pad	14
84406	40"x 40"x 3" Equipment Pad	14
84418	35"x 18"x 2" Mini-split Equipment Pad	12


FEATURES

- Light-weight at less than 11 lbs
- Extreme durability with load capacity of more than 1400 lbs
- High anchoring strength for securing equipment
- Textured surface to prevent equipment sliding
- Long-term exterior weather resistance including UV resistance, and freeze and thaw resistance
- Vibration absorbing
- Chemical resistance against R-407c and R-410A, compressor oil, coil cleaners, and salt solution

Equipment pad

APPLICATION • Provides support and lift for the HVAC outdoor condenser unit outdoor • Provides a strong and stable equipment platform for uneven surfaces

RECOMMENDED FOR • Residential and commercial HVAC units
• Outdoors



◀ Available for Mini-split too!



NOVENT®

LOCKING REFRIGERANT CAPS

Meet IMC® IRC® code



- Protect children.
- Protect homeowners from liability.
- Protect A/C system efficiency.

Inhalant Abuse.

Breathing in vapor or gases to reach a high or altered state of mind, commonly called

"Huffing, Sniffing, Bagging or Dusting". Inhalants are legal and found in everyday products like glue, paint and the refrigerant gas (Freon) in your A/C unit.

Over 2.6 million children, aged 12-17 use inhalant each year to

get high. Special tools are required to apply and remove the caps, making it difficult for non-professionals to access the refrigerant.



Proven, instant protection.

Novent® protects lineset refrigerant gas against intoxication by inhalation of toxic refrigerant gas. Special tools are required to apply and remove the caps, making it difficult to access the refrigerant. They are code compliant, proven to reduce venting, energy loss, and provide protection from serious injury or homeowner liability.

Insist on code compliant caps.

Effective February 2009 the International Mechanical Code and International Residential Code require that all outdoor access ports on AC Refrigerant circuits be fitted with locking-type caps to make tamper resistant.

Novent® locking AC refrigerant caps are the proven code compliant solution in the marketplace.





NOVENT® LOCKING REFRIGERANT CAPS

Dual protection. Simple key style installation.

Novent® Silver

Any gas, 1/4" thread, key

Code	Description	Qty.
86692 (NS-UNI)	2 cap blister	20
86691 (NS-UNI)	10 cap blister	10
86693 (NS-UNI)	50 cap box	1
86694 (NS-UNI)	100 pack	1

FEATURES

- Resists crushing & removal without key
- Corrosion resistant anodized aluminum
- Integral neoprene O-ring resists oils & sealants
- Torque limiter prevents overtightening

APPLICATION • Seals standard Schrader service valves on all central A/C units and mini-splits to help prevent refrigerant leakage • Protects from serious injury or death resulting from the inhalation of dangerous gases

RECOMMENDED FOR

- Any gas

1/4" Thread **Silver**

Patent No. 6,612,455



Novent® Pink

R410A, 1/4" thread, key

Code	Description	Qty.
86682 (NP-R410)	2 cap blister 1/4"	20
86681 (NP-R410)	10 cap blister 1/4"	10
86683 (NP-R410)	50 cap box 1/4"	1
86684 (NP-R410)	100 pack 1/4"	1

FEATURES

- Resists crushing & removal without key
- Corrosion resistant anodized aluminum
- Integral neoprene O-ring resists oils & sealants
- Torque limiter prevents overtightening

APPLICATION • Seals standard Schrader service valves on all central A/C units and mini-splits to help prevent refrigerant leakage • Protects from serious injury or death resulting from the inhalation of dangerous gases

RECOMMENDED FOR

- R410A

1/4" Thread **Pink**

Patent No. 6,612,455



NOVENT® LOCKING REFRIGERANT CAPS

Continued

Novent® Starter Pack

Code	Description	Qty.
86680 (NP-STARTPACK)	(6) R410A caps (1) Multikey	10
86690 (NS-STARTPACK)	(6) UNI caps (1) Multikey	10

FEATURES

- Resists crushing & removal without key
- Corrosion resistant anodized aluminum
- Integral neoprene O-ring resists oils & sealants
- Torque limiter prevents overtightening

Caps & keys

APPLICATION • Seals standard Schrader service valves on all central A/C units and mini-splits to help prevent refrigerant leakage

- Protects from serious injury or death resulting from the inhalation of dangerous gases

RECOMMENDED FOR

- All types of refrigerants; Color coded caps and embossed ID prevent refrigerant gas mixing

1/4" Thread **Silver**
(universal)

1/4" Thread **Pink**

Patent No. 6,612,455



Novent® Keys

Code	Description	Qty.
86698 (NVMULTIKEY)	Multikey blister	20
86688 (NP-R410SDT)	Pink screwdriver	20
86660 (NG-R22-SDT)	Uni & green screwdriver	20

FEATURES

- Selection of installation tools available
- Corrosion resistant



Special installer & removal key

APPLICATION • Patented Novent Caps are precision machined from high grade brass surrounded by a protective aluminum shroud and can only be installed and removed with a special tool

RECOMMENDED FOR

- All types of refrigerants

Patent No. 6,612,455



AIRTEC

ONE PIECE AIR DIFFUSERS

Our patented 73 second



- Patented one piece grille, damper box.
- Virtually air tight.
- Lightening fast installation.

Virtually air tight butterfly damper
Rubber gasket delivers superior seal
when closed.

Stepped Collar for
multiple duct sizes ▶

Collar tabs easily tear away
unnneeded sections ▶



Mounting Clip accomodate
thicknesses up to 1¼"

Damper Handle
allows smooth, easy turning
adjustment from below
for fully open to tightly
closed position ▶

▲ High Grade Polymer Grille
resists breakage, scratching,
yellowing and fading.

USA ★

diffuser install is the quickest in the trade.



C H O O S E C L A S S I C O R R E T R O S T Y L E



Airtec® Classic GRILLE DAMPER BOX

Think fast Work smart.® Our one piece design is virtually air tight, eliminating the need for tedious mastic and external sealers. That cuts attic time. Diffuser installation is no longer a two man job. Labor estimates will be more competitive and you can pocket the profit. You won't want to go back to a metal diffuser ever again.

Strong, Versatile, Quiet.

Airtec Classic is molded with professional grade polymers for long lasting durability. Choose from five grille styles to deliver the optimum air flow and movement pattern for any room. Stepped collar tears off easily to enlarge duct size to maximize job site flexibility. Virtually air-tight construction ensures efficient and quiet air delivery. 2 Sizes available.

U. S. Patent No. 6,557,826

Contact: RectorSeal®

713-263-8001 | 800-231-3345



Airtec® Retro GRILLE DAMPER BOX

Retro style. Same innovation. Something unexpectedly beautiful for your discriminating customer. Retro diffusers simulate the look of traditional cast iron, to add a sense of warmth missing in contemporary diffusers.

For Premium Installations.

Distinguish yourself from your competition with Airtec Retro reproduction antique styled air diffusers. Your discerning customer can have the look and feel of a reproduction cast iron grille without the high cost and weight. Simulated cast iron texturing is scratch and rust resistant. Authentic

handle turns easily for full range of air flow adjustment. Airtec Retro offers the same advanced technology and labor saving installation time as the standard Airtec diffuser line. Available in black and white. 2 sizes available.

U. S. Patent No. 6,557,826

713-263-7577 | 800-441-0051

rectorseal.com

AIRTEC® DIFFUSER AIR FLOW SPECIFICATIONS



2-way
Antique

3-way

4-way

Round

Return/exhaust

RS # (ref. #)

81912 (MV2) Ak=.33

CFM	PRESSURE LOSS	THROW*	FACE VELOCITY**
55	.006 WG	4.9 ft	164 ft/min
75	.009 WG	6.7 ft	229 ft/min
90	.014 WG	8.0 ft	264 ft/min
110	.021 WG	9.8 ft	330 ft/min
125	.027 WG	11.1 ft	375 ft/min
150	.039 WG	13.4 ft	451 ft/min
175	.053 WG.	15.6 ft	533 ft/min
200	.069 WG	17.8 ft	604 ft/min
250	.108 WG	22.3 ft	757 ft/min
300	.156 WG	26.7 ft	909 ft/min
350	.212 WG	31.2 ft	1060 ft/min



2-WAY

RS # (ref. #)

81902 (MV2S) (6x6") Ak=.17

CFM	PRESSURE LOSS	THROW*	FACE VELOCITY**
55	.028 WG	4.5 ft	308 ft/min
75	.054 WG	6.0 ft	421 ft/min
90	.102 WG	7.1 ft	592 ft/min
110	.145 WG	8.9 ft	663 ft/min
125	.181 WG	10.3 ft	785 ft/min
150	.245 WG	11.5 ft	903 ft/min
175	.325 WG.	12.6 ft	1045 ft/min
200	.430 WG	14.0 ft	1155 ft/min

RS # (ref. #)

81913 (MV3), 81943 (GRD3) (8x8") Ak=.29

CFM	PRESSURE LOSS	THROW*	FACE VELOCITY**
55	.008 WG	5.0 ft	188 ft/min
75	.014 WG	6.8 ft	255 ft/min
90	.020 WG	8.1 ft	310 ft/min
110	.030 WG	9.9 ft	370 ft/min
125	.038 WG	11.3 ft	445 ft/min
150	.054 WG	13.5 ft	517 ft/min
175	.073 WG.	15.8 ft	602 ft/min
200	.095 WG	18.0 ft	689 ft/min
250	.148 WG	22.5 ft	862 ft/min
300	.213 WG	27.0 ft	1034 ft/min
350	.289 WG	31.5 ft	1206 ft/min



3-WAY

Throw measurements are equal in all three directions +/-5%

RS # (ref. #)

81903 (MV3S) (6x6") Ak=.17

CFM	PRESSURE LOSS	THROW*	FACE VELOCITY**
55	.056 WG	5.3 ft	344 ft/min
75	.075 WG	7.2 ft	426 ft/min
90	.130 WG	8.8 ft	570 ft/min
110	.171 WG	10.2 ft	661 ft/min
125	.230 WG	11.1 ft	785 ft/min
150	.290 WG	11.5 ft	880 ft/min
175	.445 WG.	12.1 ft	994 ft/min
200	.545 WG	12.8 ft	1182 ft/min

RS # (ref. #)

81914 (MV4), 81944 (GRD4) & 81834 (GR4) (8x8") Ak=.30

CFM	PRESSURE LOSS	THROW*	FACE VELOCITY**
55	.007 WG	3.9 ft	183 ft/min
75	.011 WG	5.3 ft	247 ft/min
90	.017 WG	6.4 ft	293 ft/min
110	.024 WG	7.8 ft	359 ft/min
125	.030 WG	8.9 ft	410 ft/min
150	.043 WG	10.6 ft	505 ft/min
175	.057 WG.	12.4 ft	562 ft/min
200	.073 WG	14.2 ft	640 ft/min
250	.114 WG	17.7 ft	833 ft/min
300	.164 WG	21.3 ft	1000 ft/min
350	.223 WG	24.8 ft	1166 ft/min



4-WAY

RS # (ref. #)

81904 (MV4S) (6x6") Ak=.20

CFM	PRESSURE LOSS	THROW*	FACE VELOCITY**
55	.050 WG	4.5 ft	330 ft/min
75	.085 WG	6.3 ft	361 ft/min
90	.117 WG	7.1 ft	440 ft/min
110	.160 WG	8.2 ft	527 ft/min
125	.200 WG	9.1 ft	605 ft/min
150	.290 WG	10.2 ft	750 ft/min
175	.395 WG.	10.9 ft	875 ft/min
200	.490 WG	11.5 ft	962 ft/min

RS # (ref. #)

81911 (MV360)(8x8") Ak=.33

CFM	PRESSURE LOSS	THROW*	FACE VELOCITY**
55	.002 WG	3.0 ft	161 ft/min
75	.003 WG	3.6 ft	223 ft/min
90	.004 WG	3.8 ft	269 ft/min
110	.005 WG	4.0 ft	328 ft/min
125	.006 WG	5.0 ft	381 ft/min
150	.010 WG	5.5 ft	449 ft/min
175	.015 WG.	6.5 ft	527 ft/min
200	.021 WG	7.0 ft	612 ft/min
250	.029 WG	8.0 ft	755 ft/min
300	.038 WG	9.0 ft	904 ft/min
350	.045 WG	10.0 ft	1055 ft/min



RS # (ref. #)

81901 (MV360S) S (6x6") Ak=.17

CFM	PRESSURE LOSS	THROW*	FACE VELOCITY**
55	.006 WG	0.8 ft	214 ft/min
75	.009 WG	1.5 ft	284 ft/min
90	.014 WG	2.2 ft	347 ft/min
110	.018 WG	2.3 ft	415 ft/min
125	.025 WG	3.2 ft	437 ft/min
150	.036 WG	4.4 ft	544 ft/min
175	.045 WG.	5.5 ft	614 ft/min
200	.060 WG	6.4 ft	699 ft/min

*All throw measurements are made from the center of the grille to a terminal velocity of 50 feet per minute. Direction determined by grille profile.

**Noise level of any diffuser is directly related to face velocity. As a general rule face velocity should be under 800 FPM for residential applications. The MV diffuser with its one piece molded design, outperforms comparable diffusers causing less turbulence and noise.

RS # (ref. #)
81915 (MVE) (8x8") Ak=.37

CFM	PRESSURE LOSS	THROW*	FACE VELOCITY**
55	.0005 WG	0.8 ft	92 ft/min
75	.0008 WG	2.1 ft	151 ft/min
90	.0014 WG	3.4 ft	207 ft/min
110	.0017 WG	5.6 ft	255 ft/min
125	.0020 WG	7.8 ft	350 ft/min
150	.0030 WG	9.7 ft	445 ft/min
175	.0050 WG.	11.4 ft	545 ft/min
200	.0080 WG	12.8 ft	700 ft/min
250	.0200 WG	14.1 ft	910 ft/min
300	.0250 WG	14.8 ft	1044 ft/min
350	.0300 WG	15.4 ft	1187 ft/min



RS # (ref. #)
81905 (MVES) (6x6") Ak=.31

CFM	PRESSURE LOSS	THROW*	FACE VELOCITY**
55	.0008 WG	1.2 ft	146 ft/min
75	.0018 WG	4.2 ft	230 ft/min
90	.0035 WG	6.2 ft	285 ft/min
110	.0043 WG	7.3 ft	338 ft/min
125	.0054 WG	8.7 ft	434 ft/min
150	.0085 WG	9.8 ft	545 ft/min
175	.0100 WG.	11.0 ft	645 ft/min
200	.0110 WG	12.4 ft	685 ft/min

RS # (ref. #)
81916 (MXE) (8x8") Ak=.37

CFM	PRESSURE LOSS	THROW*	FACE VELOCITY**
55	.0005 WG	0.8 ft	92 ft/min
75	.0008 WG	2.1 ft	151 ft/min
90	.0014 WG	3.4 ft	207 ft/min
110	.0017 WG	5.6 ft	255 ft/min
125	.0020 WG	7.8 ft	350 ft/min
150	.0030 WG	9.7 ft	445 ft/min
175	.0050 WG.	11.4 ft	545 ft/min
200	.0080 WG	12.8 ft	700 ft/min
250	.0200 WG	14.1 ft	910 ft/min
300	.0250 WG	14.8 ft	1044 ft/min
350	.0300 WG	15.4 ft	1187 ft/min



RS # (ref. #)
81906 (MXES) (6x6") Ak=.31

CFM	PRESSURE LOSS	THROW*	FACE VELOCITY**
55	.0008 WG	1.2 ft	146 ft/min
75	.0018 WG	4.2 ft	230 ft/min
90	.0035 WG	6.2 ft	285 ft/min
110	.0043 WG	7.3 ft	338 ft/min
125	.0054 WG	8.7 ft	434 ft/min
150	.0085 WG	9.8 ft	545 ft/min
175	.0100 WG.	11.0 ft	645 ft/min
200	.0110 WG	12.4 ft	685 ft/min

RS # (ref. #)
81909 (MVAW) (8x8") Ak=.26

CFM	PRESSURE LOSS	THROW*	FACE VELOCITY**
55	.0007 WG	4.0 ft	175 ft/min
75	.0009 WG	6.8 ft	269 ft/min
90	.0021 WG	8.2 ft	383 ft/min
110	.0055 WG	9.9 ft	436 ft/min
125	.0064 WG	11.3 ft	472 ft/min
150	.0085 WG	12.9 ft	593 ft/min
175	.0105 WG.	14.3 ft	693 ft/min
200	.0160 WG	15.3 ft	841 ft/min
250	.0230 WG	16.0 ft	1031 ft/min
300	.0391 WG	17.2 ft	1201 ft/min
350	.0552 WG	17.9 ft	1315 ft/min



RS # (ref. #)
81919 (MVASW) (6x6") Ak=.20

CFM	PRESSURE LOSS	THROW*	FACE VELOCITY**
55	.0085 WG	2.1 ft	277 ft/min
75	.0185 WG	5.0 ft	373 ft/min
90	.0240 WG	7.9 ft	445 ft/min
110	.0375 WG	10.9 ft	550 ft/min
125	.0520 WG	13.3 ft	650 ft/min
150	.0730 WG	14.9 ft	771 ft/min
175	.1010 WG.	16.3 ft	899 ft/min
200	.1200 WG	17.5 ft	988 ft/min

RS # (ref. #)
81918 (MVAB) (8x8") Ak=.26

CFM	PRESSURE LOSS	THROW*	FACE VELOCITY**
55	.0007 WG	4.0 ft	175 ft/min
75	.0009 WG	6.8 ft	269 ft/min
90	.0021 WG	8.2 ft	383 ft/min
110	.0055 WG	9.9 ft	436 ft/min
125	.0064 WG	11.3 ft	472 ft/min
150	.0085 WG	12.9 ft	593 ft/min
175	.0105 WG.	14.3 ft	693 ft/min
200	.0160 WG	15.3 ft	841 ft/min
250	.0230 WG	16.0 ft	1031 ft/min
300	.0391 WG	17.2 ft	1201 ft/min
350	.0552 WG	17.9 ft	1315 ft/min




RS # (ref. #)
81908 (MVASB) (6x6") Ak=.20

CFM	PRESSURE LOSS	THROW*	FACE VELOCITY**
55	.0085 WG	2.1 ft	277 ft/min
75	.0185 WG	5.0 ft	373 ft/min
90	.0240 WG	7.9 ft	445 ft/min
110	.0375 WG	10.9 ft	550 ft/min
125	.0520 WG	13.3 ft	650 ft/min
150	.0730 WG	14.9 ft	771 ft/min
175	.1010 WG.	16.3 ft	899 ft/min
200	.1200 WG	17.5 ft	988 ft/min

Note: Supply diameter has no appreciable effect on characteristics or airflow specifications, but should be consistent with the desired airflow of the particular outlet and application.
 Instruments used in testing: • Shortridge Instruments Flowhood Series 8400 • Shortridge Instruments Air data Multimeter • Davis LCA-6000 Rotating Vane Anemometer

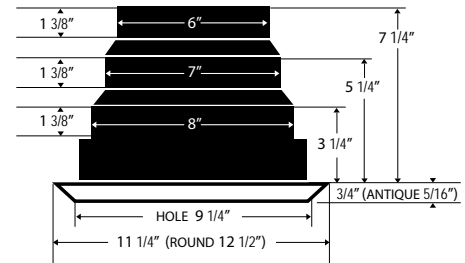
AIRTEC® CLASSIC/RETRO ORDERING INFORMATION



Airtec Classic standard 8x8" diffuser assembly

RS # (ref. #)	DESCRIPTION	CTN QTY	CTN WT
81912 (MV2)	2-way grille/damper/box	4	9 lbs.
81913 (MV3)	3-way grille/damper/box	4	9 lbs.
81914 (MV4)	4-way grille/damper/box	4	9 lbs.
81911 (MV360)	Round grille/damper/box	4	9 lbs.
81915 (MVE)	Return/exhaust grille/damper/box	4	9 lbs.
81916 (MXE)	Return/exhaust grille/box (no damper)	4	9 lbs.

Note: Stepped Collar accommodates:
6", 7", 8" ducting (MV) 4", 5", 6" ducting (MVS)

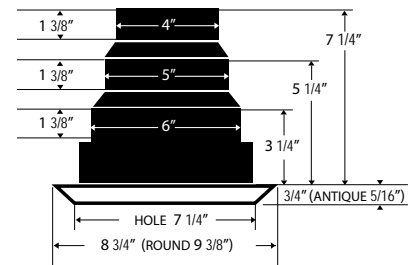


Airtec Retro standard 8x8" diffuser assembly

RS # (ref. #)	DESCRIPTION	CTN QTY	CTN WT
81909 (MVAW)	Retro White grille/damper/box	4	9 lbs.
81918 (MVAB)	Retro Black grille/damper/box	4	9 lbs.

Airtec Classic small 6x6" diffuser assembly

RS # (ref. #)	DESCRIPTION	CTN QTY	CTN WT
81902 (MV2S)	2-way grille/damper/box	8	10.5 lbs.
81903 (MV3S)	3-way grille/damper/box	8	10.5 lbs.
81904 (MV4S)	4-way grille/damper/box	8	10.5 lbs.
81901 (MV360S)	Round grille/damper/box	6	7.5 lbs.
81905 (MVES)	Return/exhaust grille/damper/box	8	10.5 lbs.
81906 (MXES)	Return/exhaust grille/box (no damper)	8	10.5 lbs.

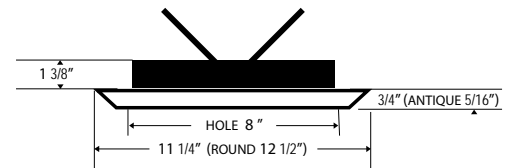


Airtec Retro small 6x6" diffuser assembly

RS # (ref. #)	DESCRIPTION	CTN QTY	CTN WT
81919 (MVASW)	Retro White grille/damper/box	8	10.5 lbs.
81908 (MVASB)	Retro Black grille/damper/box	8	10.5 lbs.

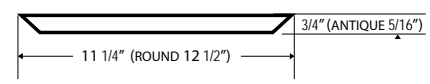
Limited clearance grille/damper

RS # (ref. #)	DESCRIPTION	CTN QTY	CTN WT
81943 (GRD3)	3-way grille/damper	12	15.8 lbs.
81944 (GRD4)	4-way grille/damper	12	15.8 lbs.



Standard Limited clearance grille only

RS # (ref. #)	DESCRIPTION	CTN QTY	CTN WT
81834 (GR4)	4-way grille	25	6 lbs.





GRD Limited Clearance Diffusers

Model GRD grille/damper combination for low clearance side or top entry applications. Same construction as Airtec diffusers but with no boot. Standard 8" size only. Available in all five grille styles.

See page 58 for ordering information.

Grille with damper




GR Classic/Retro Grilles

Model GR grille only. All styles and sizes of both Airtec Classic and Airtec Retro grilles are available. Does not include boot or damper.

See page 58 for ordering information.

Grille only



RCF Ceiling Support Flanges

RS # (ref. #)	Description	L	W	H	CTN QTY	CTN WT
81965 (RCF16)	16"O/C – 9 ¹ / ₄ " hole	16"	12"	3/8"	50	37 lbs.
81964 (RCF24)	24"O/C – 9 ¹ / ₄ " hole	23 ⁵ / ₈ "	12"	3/8"	25	38 lbs.
81955 (RCF16S)	16"O/C – 7" hole	16"	12"	3/8"	50	48 lbs.
81954 (RCF24S)	24"O/C – 7" hole	23 ⁵ / ₈ "	12"	3/8"	25	39 lbs.

Model RCF designed for new construction. Our RCF flanges can be fastened to rough framing. It has a 3/8" lip that drops below the ceiling, requiring dry wall installers to cut the hole for you. RCF flanges are available for both 16" and 24" on center framing.

Rough in flanges



DCF Drop Ceiling Flanges

RS # (ref. #)	Description	L	W	H	CTN QTY	CTN WT
81963 (DCF)	24"O/C – 9 ¹ / ₄ " hole	23 ⁵ / ₈ "	12"	2"	25	45 lbs.

Model DCF will increase strength and performance for lay in type ceiling applications by transferring weight onto the T-bars. This prevents tiles from sagging over time.

Flange only



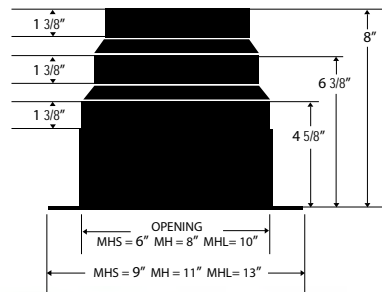


AIRTEC® TUFFBOX AIR DIFFUSERS

Airtec® TuffBox

Quick rough-in polymer register box for HVAC systems

Code	Description	CNY QTY	CTN WT
81966 (MHS)	6x6" Register Box 4,5,6" collars	16	15 lbs.
81968 (MH)	8x8" Register Box 6,7,8" collars	10	12.2 lbs.
81970 (MHL)	10x10" Register Box 8,9,10" collars	8	12 lbs.



Our TuffBox is a heavy, one piece durable polymer shell. Molded design is virtually air-tight to deliver 100% of the air flow passing through it.

Each TuffBox utilizes innovative stepped design to accommodate three duct sizes. Quick breakaway collars allow on-site adjustment, and labor savings. Each collar is 1-³/₈" and beaded to hold flexible duct in place while strap is secured. ⁵/₈" standoffs provide correct depth to accommodate strapping or furring used with drywall. Secure using screw holes provided or simply screw anywhere through the inside into framing. Flange is flexible to conform to drywall backing virtually eliminating leakage between grille and box.



- Adaptable.
- Strong & Silent.
- No measuring.
- No guesswork.

GulfCoat™

CONTRACTOR SERIES COIL COATING

Resists Corrosion From:

- Salty Sea Air
- UV Rays
- Acid Rain
- Air Pollutants
- Aggressive conditions



Ultimate corrosion protection.



Untreated

Protected

GulfCoat™

Code	Description	Qty.
80401	12 oz. (340 g) Aerosol Blue	6
80400	12 oz. (340 g) Aerosol Clear	6

FEATURES

- Protects HVAC coils & components
- Superior adhesion
- Maximum moisture resistance
- Superior UV protection
- Superior corrosion resistance
- Extends system life & efficiency

Spray on corrosion protection

APPLICATION • Mini-splits • Packaged Rooftops • Condensing Units • Modular Air-handlers • Air-cooled Chillers • Interior & Exterior HVAC Cabinetry and Copper Piping • Heat Exchanger Coils (water, condenser, evaporator, DX)

1 can covers 0-2.5 tons unit (0-9 kw) coverage of coils only



GulfClean™

Code	Description	Qty
80406	Coil Cleaner, 1 gallon	4

FEATURES

- Non-Acid
- Non-Caustic
- Removes Soils
- Powers Off Dirt
- Deep Cleaning Foam
- Biodegradable
- Environmentally-Friendly

Coil Cleaner

Step 1 of 2

Coil cleaner that effectively cleans and removes soil from A/C, refrigeration and heat pump coils.

APPLICATION

- Evaporator Coils
- Condenser Coils
- Refrigeration Units

RECOMMENDED FOR

- Residential
- Commercial HVAC units



GulfClean™

Code	Description	Qty
80408	Salt Reducer, 1 gallon	4

FEATURES

- No VOC's
- Biodegradable
- Non-flammable
- Aids in the removal of soluble salts
- Does not interfere with the adhesion of protective coatings

Salt Reducer

Step 2 of 2

Dissolves soluble salts and revitalizes HVAC equipment.

APPLICATION

- Evaporator Coils
- Condenser Coils

RECOMMENDED FOR

- Residential
- Commercial HVAC units





EQUIPMENT MOUNTING

The industry standard for



- Quick setup & Leveling
- Rugged equipment support
- Modular flexibility



Sturdy Adjustable Leg ▶

▲
Corrosion Resistant
Galvanized Frame

▼
Tough Nylon Base

▼
Anti-Vibration Pad

Big Foot is a registered trademark of Aspen Pumps Limited Company UK Big Foot Systems is a registered trademark of Aspen Pumps Limited Company UK

Contact: RectorSeal®

📞 713-263-8001 | 800-231-3345

📠 713-263-7577 | 800-441-0051

🌐 rectorseal.com

free standing flat roof equipment mounting.



THE ADVANTAGES OF BIG FOOT FRAMEWORKS

The industry standard. Big Foot Systems set the industry standard for free standing flat roof equipment mounting of air conditioning, refrigeration and other associated services.

Rugged stance. There are no limits to what can be supported with a Big Foot System. Mounting is strong, secure, flexible, vibration absorbing, and leak proof. Installation is quick, clean, practical and aesthetically pleasing.

Modular flexibility. The system is modular and completely flexible. Custom designs offer the ability to change any part of the design of the frame at any time to increase or reduce weight loading.

Removable legs. Big Foot system legs can be removed individually. Costly removal of equipment is unnecessary when re-roofing or resurfacing.

Optimum weight distribution. The Big Foot base is designed to transfer weight beyond the center stress point.

Optimum strength and longevity.

The Big Foot base is made of glass filled Nylon with UV protection. Frameworks are hot dip galvanized for all weather protection.

Quiet durability. An independent anti-vibration mat is provided for each foot.

Quick on-site leveling. The legs allow for vertical height adjustment to permit easy leveling. An extended leg set option is available for stepped roof applications.

Reduced risk of roof leaks. The Big Foot System does not penetrate the waterproof membrane, eliminating difficult flashing around concrete structures. The roofing system warranty is never compromised.

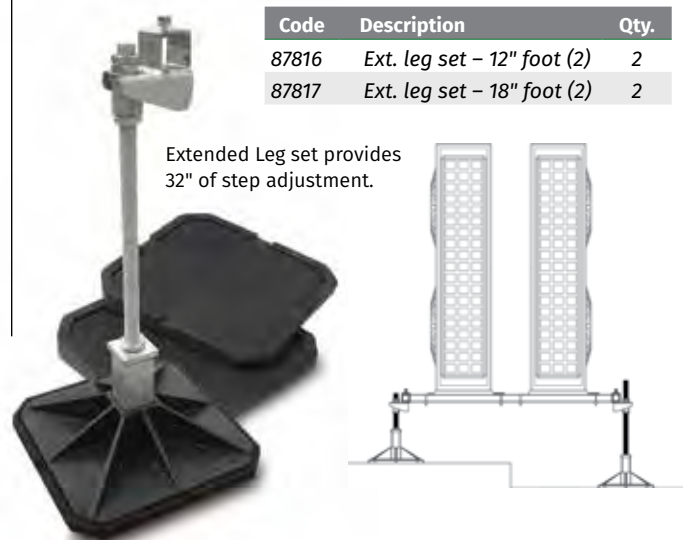
Architecturally friendly. Big Foot clean contemporary framework suspends roofing equipment above the roof surface, allowing for a simpler, more flexible roof design.

Custom Frameworks

For larger, more complex projects, Big Foot offers a custom frame design service. With a plan of your roof and dimensions/weights of the equipment, we can specify standard Big Foot system framework to support up to 10 tons. Contact RectorSeal 1-800-231-3345

EXTENDED LEG SET OPTION

Code	Description	Qty.
87816	Ext. leg set – 12" foot (2)	2
87817	Ext. leg set – 18" foot (2)	2





BIG FOOT SYSTEMS® FRAME SUPPORTS

Multi Foot

Frame support ideal for smaller systems

Code	Description	Qty.
87712 (RSP24)	24" Multi Foot	21

FEATURES

- Strong and Lightweight
- Weather resistant PVC – Rubber/PVC
- Linear track holds 1/2" hex head bolts
- Two 7/8" long bolts included

Max load capacity:
RSP24 – 1045 lbs.

H = 33/4"
W = 83/4"
L = 24"



H-Frame

Accepts standard 1 5/8" strut, optimum support

Code	Description	Qty.
87713 (RSPD12)	H-Frame Kit w/ 12" Square	1
87714 (RSPD18)	H-Frame Kit w/ 18" Square	1
87715 (RSPD24)	H-Frame Kit w/ 24" Square	1

each kit contains 2 feet

FEATURES

- Ideal rooftop support of equipment & systems
- Weather resistant
- Recycled crumb rubber pad
- Accepts one 5/8" strut (not included)
- Build custom frames and supports

Max load capacity:
RSPD12 – 661 lbs.
RSPD18 – 1100 lbs.
RSPD24 – 1100 lbs

87713	87714	87715
H = 31/2"	H = 41/4"	H = 43/4"
W = 13"	W = 19"	W = 251/4"
L = 13"	L = 19"	L = 251/4"

