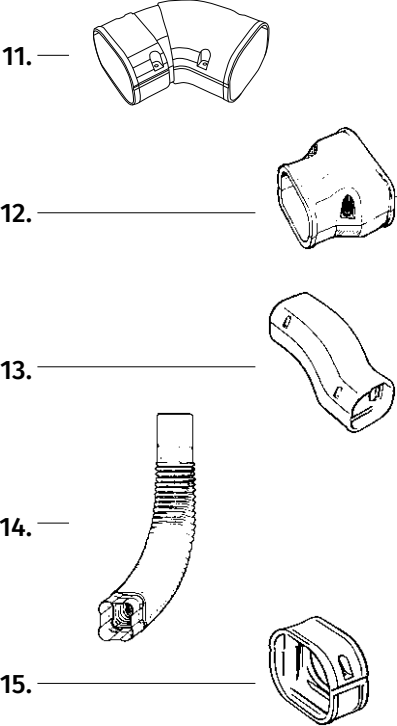
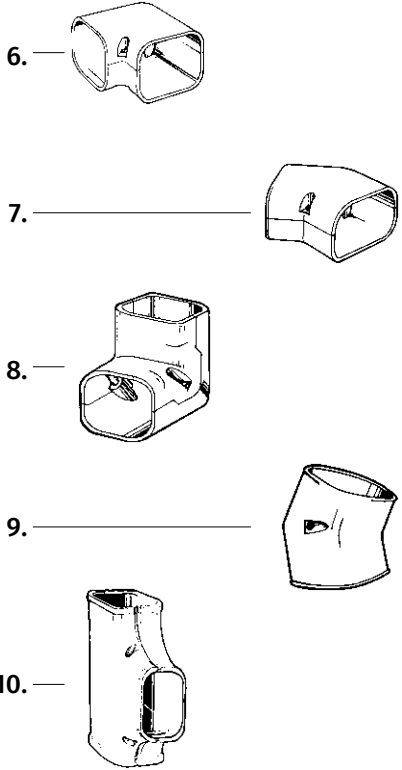
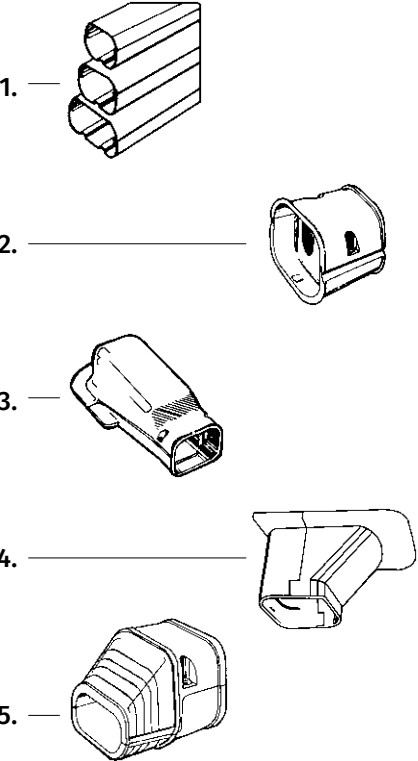




HVAC installation
SOLUTIONS

Slimduct[®]
SUBMITTAL

SERIES SD
EXTERIOR



	COLOR				
PART #	Ivory	White	Brown	Black	QTY
1. SD - SLIMDUCT - 78" Length					
SD-77	85024	85004	85064	85043	
SD-100	85124	85104	85164	85041	
SD-140	85224	85204	85264	85042	
2. SJ - COUPLER					
SJ-77	86030	86010	85370	85058	
SJ-100	86130	86110	85470	85056	
SJ-140	86230	86210	85570	85057	
3. SW - WALL INLET					
SW-77	86036	86016	85376	85097	
SW-100	86136	86116	85476	85095	
SW-140	85236	85216	85576	85096	
4. SP - SOFFET INLET					
SP-77	85034	85014	85374	85091	
SP-100	86134	86114	85474	85089	
SP-140	85234	85214	85574	85090	
5. SEN - END FITTING					
SEN-77	86027	86007	85367	85046	
SEN-100	86127	86107	85467	85047	
SEN-140	86227	86207	85567	85048	

	COLOR				
PART #	Ivory	White	Brown	Black	QTY
6. SK - 90° FLAT ELL					
SK-77	86031	86011	85371	85061	
SK-100	86131	86111	85471	85059	
SK-140	85231	85211	85571	85060	
7. SKF - 45° FLAT ELL					
SKF-77	85032	85012	85372	85086	
SKF-100	86132	86112	85472	85062	
SKF-140	85232	85212	85572	85063	
8. SC - 90° VERTICAL ELL					
SC-77	86022	86002	85362	85037	
SC-100	86122	86102	85462	85035	
SC-140	85222	85202	85562	85036	
9. SCF - 45° VERTICAL ELL					
SCF-77	85020	85000	85360	85040	
SCF-100	86120	86100	85460	85038	
SCF-140	85220	85200	85560	85039	
10. ST - TEE					
ST-77	86035	86015	85375	85094	
ST-100	86135	86115	85475	85092	
ST-140	85235	85215	85575	85093	

PART #	COLOR				QTY
	Ivory	White	Brown	Black	
11. SKS - 45° - 90° ADJUSTABLE FLAT ELL					
SKS-77	86012	86032	85072	85087	
12. SDR - REDUCER					
SDR-100-77	85126	85106	85466	85044	
SDR-140-100	86226	86206	85566	85045	
13. SIF - 2" FIXED OFFSET					
SIF-77	86038	86018	85378	85055	
SIF-100	86138	86118	85478	85054	
14. SF - FLEXIBLE ELL					
SF-77-500 (20")	85208	85008	85368	85051	
SF-100-800 (31")	86128	86108	85468	85049	
SF-140-800 (31")	85228	85208	85568	85050	
15. SFJ - FLEXIBLE ADAPTOR					
SFJ-77	85029	85009	85369	85053	
SFJ-100	85129	85109	85469	85052	

Indicate with an "X" which color you would like.

Condenser Brackets & Risers



Condensate Hoses & Miscellaneous Accessories



PART #	SKU	QTY
1. SLOPE CONDENSER STAND		
WRB-250 (250 LB.)	87745	
2. WALL CONDENSER BRACKET		
WBB-300 (300 LB.)	87733	
WBB-300SS (Stainless 300 LB.)	87734	
WBB-500 (500 LB.)	87735	
PC-K30 (Galvanized 330 LB.)	87732	
3. WINDOW BRACKET		
CBZG (176 LB.)	87731	
4. SLAB CONDENSER STAND		
CNG (176 LB.)	87743	
PCNG63 (Galvanized 440 LB.)	87746	
5. DUPLEX CONDENSER STAND		
CWGL (176 LB. X 2)	87744	
6. POLYMER 4" RISERS		
PR351N (14"L 309 LB.)	87761	
PR351N-M (18"L 397 LB.)	87762	
PR351N-L (39"L 882 LB.)	87763	
PR351N (END CAP)	87765	
7. DRAIN HOSE		
DH-14 (lite - 164' coil)	83001	
DH-16 (standard - 164' coil)	83002	
DH-16S	83003	
DHQ-16 (outdoor - 164' coil)	83004	
DSB-16	83005	
DSH-14 (insulated - 65' coil)	83011	
DSH-20N (insulated - 65' coil)	83012	
DSH-25N (insulated - 65' coil)	83013	
8. SFS SADDLE FOR FLEXIBLE ELL (STAINLESS STEEL)		
SFS-140	86201	
SFS-100	86101	
SFS-77	86100	
9. SL STRAP KIT FOR LINE SETS		
SL-300	86299	
10. PIPE ADAPTOR/COUPLER		
DSH-14-16V (pipe adaptor)	83020	
DSH-14J (coupler)	83021	
11. WALL SLEEVE		
NFP-75 (3" X 5"-7")	83017	
12. CONDENSATE DRAIN ADAPTOR		
16mm rigid pipe to flexible drain hose 10pk	89712	
18mm rigid pipe to flexible drain hose 10pk	89714	
16mm rigid pipe to flexible drain hose 2pk	89711	
18mm rigid pipe to flexible drain hose 2pk	89713	
13. INSULATED DRAIN UP HOSE KIT		
Elbow to elbow 70cm	84306	
Elbow to elbow 100cm	84307	
Elbow to straight coupler 70cm	84308	
Elbow to straight coupler 100cm	84309	

Date:

This image shows a full page of blank graph paper. It features a uniform grid of thin, light gray lines forming small squares across the entire surface. The background is white, and there are no margins, text, or other markings present.

Draw your installation above, including dimensions, then select parts required from the list on inside of this booklet. Select size of Slimduct required according to deminsions of linesets, drain hose and wiring, from technical data sheet SD011.

RectorSeal® 2601 Spenwick Drive - Houston, TX 77055 800-231-3345 rectorseal.com

A CSW Industrials Company. RectorSeal, the logos and other trademarks are property of RectorSeal, LLC, its affiliates or its licensor's and are protected by copyright, trademark and other intellectual property laws, and may not be used without permission. RectorSeal reserves the right to change specifications without prior notice. Inaba Denko is a registered trademark of Inaba Denki Sangyo Co. Slimduct is a registered trademark of Inaba Denki Sangyo Co. ©2023 RectorSeal. All rights reserved. R50720-0823