

# Start Your Home A/C With Less Power – Even With A Small Generator!


## SoftStart Home™ High-Performance Soft Starter For Central Air Conditioners and Heat Pumps

### Quiet A/C Startup – Extends Compressor Life

Get maximum comfort and performance from your central air conditioning system – **in more ways than previously possible** – by upgrading your HVAC system with a SoftStart Home soft starter.

Proven in thousands of A/C applications, SoftStart Home reduces the power usually required to start an air conditioner by up to 70%! By dramatically reducing the startup amperage draw, using a SoftStart Home results in advantages that you will notice right away, and also will appreciate in future situations:

- Quiet comfort day and night – no jarring thump or flickering lights when the A/C starts.
- Low-amperage startup extends compressor life due to less heat buildup in the motor windings.
- Works with backup generator to eliminate A/C startup problems during blackouts and emergencies.
- Starts home A/C with solar energy system without straining battery power supply to other appliances.
- Compatible with 115VAC-240VAC air conditioners worldwide; up to 6-ton/72,000 BTUs.



More A/C with  
less power!



Quiet comfort  
day and night



Compatible  
with A/Cs  
worldwide



High quality  
guaranteed




**SoftStartHome™**  
By SoftStartUSA

## Easy To Install

1

### DETERMINE A LOCATION

Find a good spot under the cover of the central A/C unit. The SoftStart Home unit should be vertically installed securely on a panel with wires at the bottom.



Easily Installs Under A/C Cover  
(Location depends on A/C or Heat Pump design. Size of SoftStart Home unit not shown to scale.)

2

### FASTEN TO DESIRED LOCATION

Each SoftStart Home unit comes complete with hardware fasteners, and also has a heavy-duty adhesive bonding pad to mount to most any type of surface.

3

### ONLINE WIRING DIAGRAMS, VIDEOS, AND LIVE HELP

Get wiring diagrams at:

#### INSTALLATION INSTRUCTIONS

[SoftStartHome.com/support](https://SoftStartHome.com/support)

Other helpful links include:

**FAQs:** [SoftStartHome.com/FAQ](https://SoftStartHome.com/FAQ)

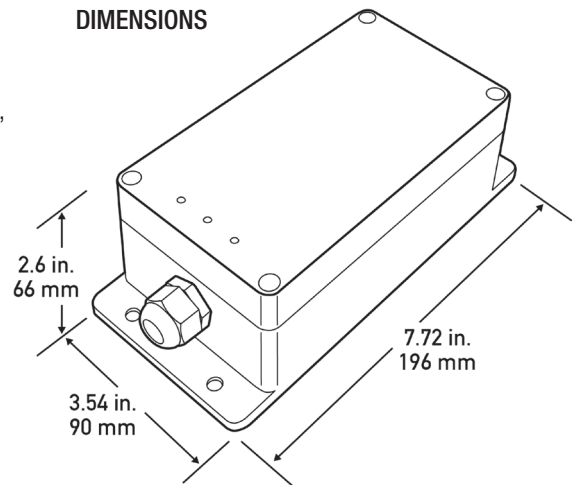
**TROUBLESHOOTING:** [SoftStartHome.com/troubleshooting](https://SoftStartHome.com/troubleshooting)

**SUPPORT TICKET:** [SoftStartHome.com/support-ticket](https://SoftStartHome.com/support-ticket)

## TECHNICAL SPECIFICATIONS – SOFTSTART HOME A/C STARTER

Model number:	SSHM6T
Nominal working voltage:	110VAC (90~135VAC) & 220VAC (187~266VAC), 1 phase
Power consumption:	Less than 3W
Maximum continuous working voltage:	135VAC/266VAC
Maximum continuous working current:	42A
Over current limit:	50A/1 minute
Maximum non-repetitive inrush current:	200A (<20 ms)
Maximum surge current:	130A (<350 ms)
Soft start-up time:	1±0.5s
Current consumption:	48mA (capacitive 110VAC, 220VAC)
Operation hours:	More than 45,000 hours (rated working temperature)
Effective soft start on/off service:	>100,000 times (soft-start interval not less than 3 minutes)
Insulation resistance between housing and chassis:	> 300 MΩ
Withstand voltage between housing and chassis:	>3000VAC in 1 minute
Shock resistance:	More than 200m/s <sup>2</sup> and 11ms
Anti-vibration:	10~55mm (double amplitude, 1.5mm)
Protection restart time interval:	3 minutes
Working temperature:	-40°F to 185°F (-40°C to 85°C)
Working humidity:	0~95% RH
Dimensions:	7.72 x 3.54 x 2.60 in. (196 mm × 90 mm × 66 mm)
Weight:	1 lb.13 oz. (0.82 kg)
Warranty:	One-year limited warranty (standard); Two-year limited warranty (when registered)

## DIMENSIONS



## COMPLETE PRODUCT INCLUDES:

Model SSHM6T air conditioner soft starter with wiring (5 wires)  
Instruction guide  
Complete accessory kit:  
- wiring connectors  
- zip ties  
- hardware fasteners

**SoftStartHome**  
By SoftStartUSA

a product of  
**SoftStartUSA**

© 2022 SoftStartUSA, Florida, USA. All rights reserved.  
Form No. SSHM6TSS 12/22