

## QUICK-SLING MINI SPLIT STAND PRODUCT GUIDE



**MOUNTING STANDS FOR M-SERIES,  
P-SERIES AND S-SERIES (PUMY) UNITS**





# TABLE OF CONTENTS

---

PRODUCT OVERVIEW .....1

QUICK-SLING SINGLE FAN MINI SPLIT STANDS .....2

QUICK-SLING DUAL FAN MINI SPLIT STANDS .....3

QUICK-SLING WALL BRACKETS.....4

OUTLINE DRAWINGS.....5



## PRODUCT OVERVIEW



Manufactured with 14-gauge square tubing and powder-coated for outdoor use, the Mini Split Stands can hold up to 400 lbs.

Quick-Sling Stands provide a safe and stable platform to mount M-Series residential, P-Series light commercial and S-Series (PUMY) outdoor units. This affordable and easy-to-install unit keeps the outdoor unit off the ground and safe from lawn mowers, pets, snow and standing water. Elevating the outdoor units allows for easy access during installation, service and maintenance.

# QUICK-SLING MINI-SPLIT STANDS

## The Safe & Affordable Install

Applicable for Residential or Light Commercial Installations

**QSMS1201M**  
12" Tall Single Fan Stand

**QSMS1801M**  
18" Tall Single Fan Stand

**QSMS2401M**  
24" Tall Single Fan Stand



Mounting foot detail



Isolator-equipped mounting bolts provided



Easily adjustable mounting rails

**QSMS1201/1801/2401:** Each Quick-Sling Mini Split Stand comes with 2 arms slotted to fit all units and are adjustable in length from 34" to 40" in 1" increments. All necessary hardware is provided. Each foot is 6" x 6" 11 gauge steel and is adjustable up to 1.25" in height. Four (4) 3/8" holes allow the stand to be bolted to any surface for safety and stability. Fifty-derometer rubber pads are included. The 18" and 24" stands are equipped with additional support arms. Four points of anti-vibration isolation washers are included with each stand.



# QUICK-SLING MINI-SPLIT DUAL FAN STANDS

**QSMS1202M**  
**12" Tall Dual Fan Stand**

**QSMS1802M**  
**18" Tall Dual Fan Stand**

**QSMS2402M**  
**24" Tall Dual Fan Stand**



Easily adjustable mounting rails



6" X 6" 11 gauge steel  
Adjustable Mounting Foot

**QSMS1202/1802/2402:** Each Quick-Sling Mini Split Dual Fan Stand is made of 14-gauge square, steel tubing, and 11 gauge steel cross rails. This feature helps to cut down on vibration and enables the stand to hold up to 400 lbs. Each foot is 6" x 6" 11 gauge steel and is adjustable up to 1.25" in height. Four (4) 3/8" holes allow the stand to be bolted to any surface for safety and stability. Fifty-derometer rubber foot pads and 4 anti-vibration isolation washers are included. The stands are available in 12", 18", and 24" height, 30.5" width and 38" depth. The 18" and 24" stands are equipped with additional stabilization arms.

# QUICK-SLING WALL BRACKETS



**QSWB2000M-1  
Wall Bracket**



Adjustable arm width provides mounting for all M-, P-, and S-Series Outdoor Units



One-piece welded mounting arms are long enough to allow required clearance between rear of unit and wall

**QSWB2000M-1/QSWBSS:** Quick-Sling wall brackets provide an easy to install, safe and stable way to mount an outdoor unit weighing up to 500 lbs. This bracket allows for easy access to the outdoor unit during installation, service and maintenance. The bracket comes equipped with 6 points of anti-vibration isolation using fifty-derometer rubber washers. The mounting shelf comes with pre-slotted holes to quickly connect units. The slide track is completely adjustable from 0" to 34" in width. The 25" shelf depth allows for proper clearance between the wall and the unit per Mitsubishi Electric's specifications. All necessary hardware for installation is included.



316 Stainless Steel Bracket for adverse conditions like sea coast or water treatment plants

## SINGLE FAN MINI-STAND MODEL NO. QSMS1201M

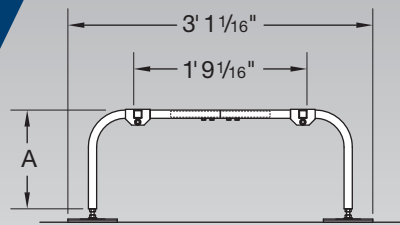
U.S. Patent No. 8,827,232 B2

### Height A:

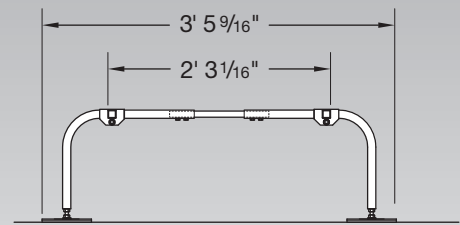
QSMS1201M = 12"

QSMS1801M = 18"

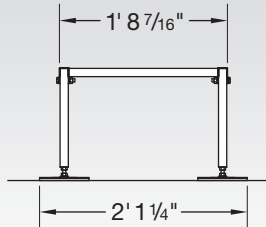
QSMS2401M = 24"



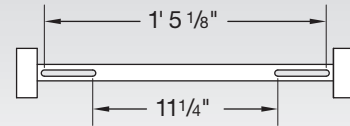
Side View — Retracted



Side View — Expanded



End View — Fixed



Spacer Bar Detail  
(Showing Range of Bolt Spacing)

## DUAL FAN MINI-STAND MODEL NO. QSMS1202M

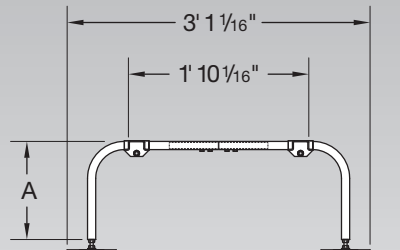
U.S. Patent No. 8,827,232 B2

### Height A:

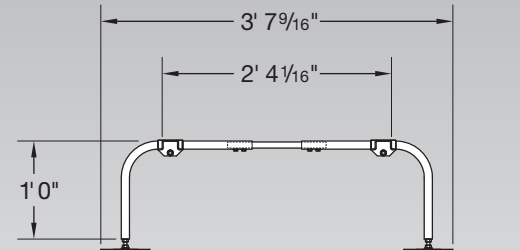
QSMS1202M = 12"

QSMS1802M = 18"

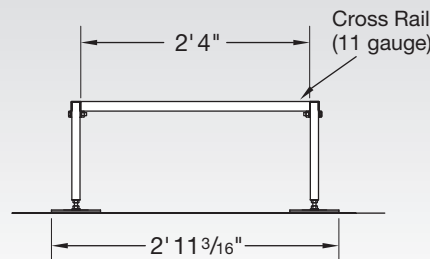
QSMS2402M = 24"



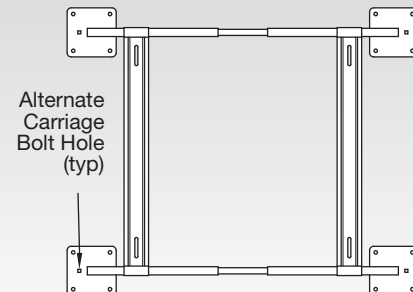
Side View — Retracted



Side View — Expanded

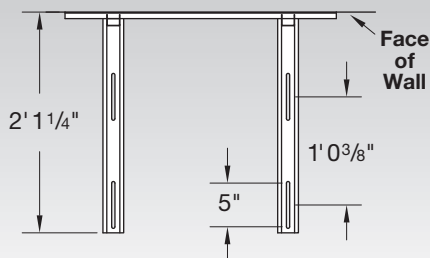


End View — Fixed

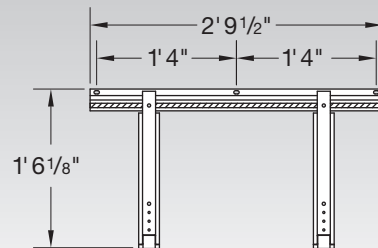


Plan View — Expanded

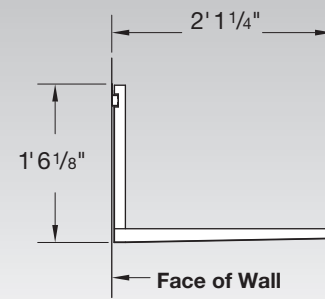
## WALL BRACKET MODEL NO. QSWB2000M-1 & QSWBSS



Plan View



Elevation



Side View





MAKE COMFORT *Personal*



Quick-Stand Product Guide | 12.2016 | Printed in the USA

For more information, visit [www.mitsubishipro.com](http://www.mitsubishipro.com)

Mitsubishi Electric Cooling & Heating

1340 Satellite Boulevard • Suwanee, GA 30024, Phone: 800-433-4822

© 2016 Mitsubishi Electric US, Inc.

Mitsubishi Electric is a registered trademark of Mitsubishi Electric Corporation.

All specifications are subject to change without notice

**Manufactured for Mitsubishi Electric US-HVAC.**

The three-diamond logo is a registered logo of Mitsubishi Electric Corporation.

SuperStand is protected under U.S. Patent number 866,754.

