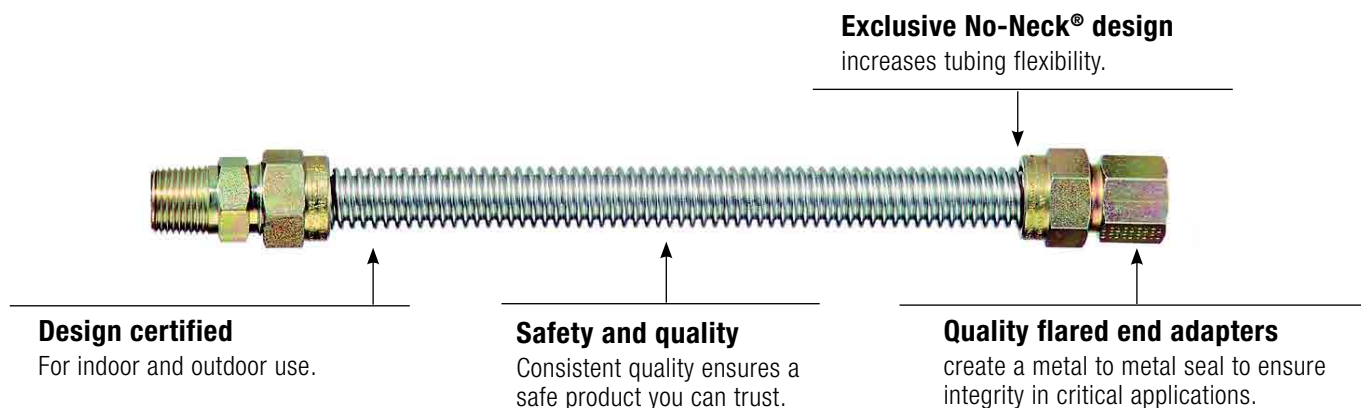


DURABLE, CORROSION-RESISTANT STAINLESS STEEL TUBING



Features

304 stainless steel.....

No Neck® design

Quality flared end adapters

CSA Design Certified for indoor and outdoor use with natural, manufactured, mixed, liquefied petroleum (LP) and LP-gas air mixtures.

Benefits

Durable, corrosion-resistant construction

Increases flexibility

Creates a metal to metal seal to ensure integrity in critical applications.

Safety and Quality



Dormont's No-Neck® Design

With ordinary connectors, the tubing's straight neck enters the nut, and after being subjected to flexing, they may develop cracks that can result in a gas leak.

The Dormont No-Neck design reduces this danger because the first few tubing corrugations are enclosed within the nut. This results in increased tubing flexibility.

Indoor

CSA Design Certified under ANSI Z21.24/CSA 6.10, Dormont connectors are durable, flexible and easy to install, even in tight places. Designed with the safety of your home in mind, these connectors can be used for installation of all of the gas appliances throughout your home.

- Range
- Dryer
- Water Heater
- Gas Fireplaces
- Gas Logs
- Space Heater
- Furnace
- Wall Heater

Outdoor

CSA Design Certified under ANSI Z21.75/CSA 6.27 for gas connectors for the connection of fixed appliances for outdoor installation to the gas supply.

- Rooftop Units
- Outdoor Dryer
- Stationary Outdoor Grills
- Gas Fire Pits

Manufactured Home

CSA Design Certified under ANSI Z21.75/CSA 6.27 for gas connectors for the connection of park trailers and manufactured (mobile) homes to the gas supply. Large BTU capacity assures proper gas flow. Optional hot-dipped gray PVC coating provides added protection against weather and atmospheric conditions.

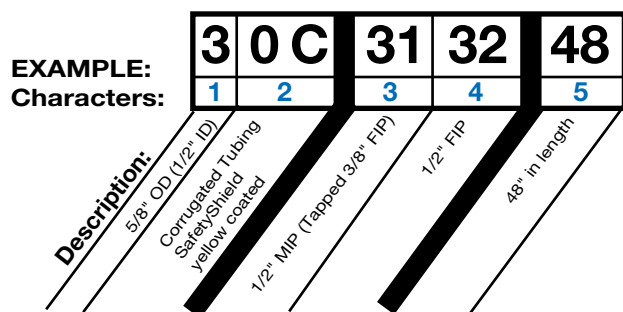
- Mobile Home Gas Meter
- Cross-over Gas Connection Kits

High BTU

CSA Design Certified under ANSI Z21.24/CSA 6.10, Dormont High BTU connectors ensure that gas appliances operate at their peak performance at all times. Refer to the BTU chart provided on page 14 for specifics.

- Commercial Water Heaters
- High-capacity Furnaces
- Boilers
- Tankless Water Heaters
- Up to 1.5 Million BTUs
- 1" OD, 1-1/4" OD and 1-1/2" OD

Gas Connectors



Character 1: Diameter of connector (choose one)

Part #	
1	3/8" OD (1/4" ID)
2	1/2" OD (3/8" ID)
3	5/8" OD (1/2" ID)
XL3	5/8" OD (1/2" ID) EFV Tubing
4	1" OD (3/4" ID)
5	1-1/4" OD (1" ID)
6	1-1/2" OD (1-1/4" ID)

Character 2: Coating

Part #	
0	Corrugated Tubing
OA	Low-visibility Black
OC	SafetyShield Yellow Coating
1	Hot-Dipped Gray PVC Coating
1P	15 PSIG Connector with Hot-Dipped, Gray PVC Coating

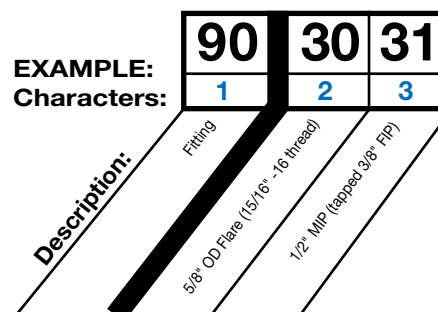
Characters 3 & 4: Choice of fitting or valve for both ends of connector (choose two)

Part #	
21	3/8" MIP (Tapped 1/4" FIP)
22	3/8" FIP
23	3/8" MIP Elbow
24	3/8" FIP Elbow
31	1/2" MIP (Tapped 3/8" FIP)
3MV6	5/8" OD x 1/2" MIP EFV
31V4	1/2" OD x 1/2" MIP EFV
31V2	3/8" OD x 1/2" MIP EFV
31V1	3/8" OD x 1/2" MIP EFV (for use w/ 60" and 72" connectors)
32	1/2" FIP
33	1/2" MIP Elbow
34	1/2" FIP Elbow
35	1/2" FIP Straight Connector Valve
36	1/2" FIP Angle Connector Valve
41	3/4" MIP (Tapped 1/2" FIP)
41V5	5/8 OD x 3/4 MIP EFV
42	3/4" FIP
43	3/4" MIP Elbow
44	3/4" FIP Elbow
45	3/4" FIP Straight Connector Valve
46	3/4" FIP Angle Connector Valve
51	1" MIP (Tapped 3/4" FIP)
52	1" FIP
61	1-1/4" MIP (Tapped 1" FIP)
62	1-1/4" FIP
98	Nut Only

Character 5: Nominal length in inches. (choose one) 12

18 | 24 | 30 | 36 | 48 | 60 | 72

Fittings and Gas Shutoff Valves



Character 1: Style of accessory (fitting or valve)

Part #	
90	Fitting
91	Connector Valve
92	Straight Valve
93	Angle Connector Valve
94	Full Port Valve
95	Elbow

Characters 2 & 3: Choice of fitting or valve for both ends of connector (choose two)

Part #	
10	3/8" OD Flare
31-V1R	3/8" OD x 1/2 MIP EFV (For use with 60" and 72" connectors)
31-V2R	3/8" OD x 1/2 MIP EFV
20	1/2" OD Flare
31-V4R	1/2" OD x 1/2" MIP EFV
21	3/8" MIP (Tapped 1/4" FIP)
22	3/8" FIP
30	5/8" OD Flare (15/16"-16 Thread)
3M-V6R	5/8" OD x 1/2" MIP (No Female) EFV
41-V5R	5/8" OD x 3/4" MIP
31	1/2" MIP (Tapped 3/8" FIP)
32	1/2" FIP
40	1" OD Flare
41	3/4" MIP (Tapped 1/2" FIP)
42	3/4" FIP
50	1-1/4" OD Flare
51	1" MIP (Tapped 3/4" FIP)
52	1" FIP
60	1-1/2" OD Flare
61	1-1/4" MIP (Tapped 1" FIP)
62	1-1/4" FIP



30 Series 5/8" OD (1/2" ID)



Made in USA

Supr-Safe® Stainless Steel With SuprSense EFV (Excess Flow Valve)

MIP end

MIP EFV end



Model Number	Ordering Code	Description	Pack Quantity	Pack Weight (lbs)
XL30-4141V5-12	0241768	3/4" MIP x 3/4" MIP SuprSense x 12"L	20	18
XL30-3141V5-12	0241769	1/2" MIP x 3/4" MIP SuprSense x 12"L	20	18
XL30-313MV6-12	0241770	1/2" MIP x 1/2" MIP(no female) SuprSense x 12"L	20	18
XL30-4141V5-18	0241801	3/4" MIP x 3/4" MIP SuprSense x 18"L	20	20
XL30-3141V5-18	0241802	1/2" MIP x 3/4" MIP SuprSense x 18"L	20	20
XL30-313MV6-18	0241803	1/2" MIP x 1/2" MIP(no female) SuprSense x 18"L	20	20
XL30-4141V5-24	0241834	3/4" MIP x 3/4" MIP SuprSense x 24"L	20	21
XL30-3141V5-24	0241835	1/2" MIP x 3/4" MIP SuprSense x 24"L	20	21
XL30-313MV6-24	0241836	1/2" MIP x 1/2" MIP(no female) SuprSense x 24"L	20	21
XL30-4141V5-30	0241867	3/4" MIP x 3/4" MIP SuprSense x 30"L	20	23
XL30-3141V5-30	0241868	1/2" MIP x 3/4" MIP SuprSense x 30"L	20	23
XL30-313MV6-30	0241869	1/2" MIP x 1/2" MIP(no female) SuprSense x 30"L	20	23
XL30-4141V5-36	0241897	3/4" MIP x 3/4" MIP SuprSense x 36"L	20	24
XL30-3141V5-36	0241898	1/2" MIP x 3/4" MIP SuprSense x 36"L	20	24
XL30-313MV6-36	0241899	1/2" MIP x 1/2" MIP(no female) SuprSense x 36"L	20	24

FIP end

MIP end



Standard Gas Fittings

Model Number	Ordering Code	Description	Pack Quantity	Pack Weight (lbs)
30-3141-12	0240366	1/2" MIP x 3/4" MIP x 12"L	25	18
30-3131-12	0240343	1/2" MIP x 1/2" MIP x 12"L	25	17
30-4242-12	0240387	3/4" FIP x 3/4" FIP x 12"L	25	18
30-3232-12	0240326	1/2" FIP x 1/2" FIP x 12"L	25	16
30-3132-12	0240335	1/2" MIP x 1/2" FIP x 12"L	25	16
30-3135-12	0240681	1/2" MIP x 1/2" FIP Ball Valve x 12"L	25	23
30-3235-12	0240674	1/2" FIP x 1/2" FIP Ball Valve x 12"L	25	23
30-3141-18	0240416	1/2" MIP x 3/4" MIP x 18"L	25	20
30-3131-18	0240144	1/2" MIP x 1/2" MIP x 18"L	25	18
30-4242-18	0240441	3/4" FIP x 3/4" FIP x 18"L	25	19
30-3232-18	0240368	1/2" FIP x 1/2" FIP x 18"L	25	17
30-3132-18	0240150	1/2" MIP x 1/2" FIP x 18"L	25	18
30-3135-18	0240155	1/2" MIP x 1/2" FIP Ball Valve x 18"L	25	24
30-3235-18	0242388	1/2" FIP x 1/2" FIP Ball Valve x 18"L	25	24
30-3141-24	0240463	1/2" MIP x 3/4" MIP x 24"L	25	22
30-3131-24	0240145	1/2" MIP x 1/2" MIP x 24"L	25	21
30-4242-24	0240491	3/4" FIP x 3/4" FIP x 24"L	25	22
30-3232-24	0240163	1/2" FIP x 1/2" FIP x 24"L	25	19
30-3132-24	0240151	1/2" MIP x 1/2" FIP x 24"L	25	20
30-3135-24	0240735	1/2" MIP x 1/2" FIP Ball Valve x 24"L	25	26
30-3235-24	0240729	1/2" FIP x 1/2" FIP Ball Valve x 24"L	25	26
30-3141-30	0240538	1/2" MIP x 3/4" MIP x 30"L	25	23
30-3131-30	0240493	1/2" MIP x 1/2" MIP x 30"L	25	22
30-4242-30	0240568	3/4" FIP x 3/4" FIP x 30"L	25	23
30-3232-30	0240472	1/2" FIP x 1/2" FIP x 30"L	25	21
30-3132-30	0240483	1/2" MIP x 1/2" FIP x 30"L	25	21
30-3135-30	0240767	1/2" MIP x 1/2" FIP Ball Valve x 30"L	25	28
30-3235-30	0242389	1/2" FIP x 1/2" FIP Ball Valve x 30"L	25	27
30-3141-36	0240156	1/2" MIP x 3/4" MIP x 36"L	25	25
30-3131-36	0240146	1/2" MIP x 1/2" MIP x 36"L	25	24
30-4242-36	0240169	3/4" FIP x 3/4" FIP x 36"L	25	25
30-3232-36	0240164	1/2" FIP x 1/2" FIP x 36"L	25	22
30-3132-36	0240152	1/2" MIP x 1/2" FIP x 36"L	25	23
30-3135-36	0240778	1/2" MIP x 1/2" FIP Ball Valve x 36"L	25	30
30-3235-36	0242390	1/2" FIP x 1/2" FIP Ball Valve x 36"L	25	29

* For additional configuration including nut x nut connectors see Gas Appliance Connectors and Plumbing Supplies Pricing Book or visit the Dormont website www.dormont.com

** For product specifications see page 28

*** Retail bagged connectors available upon request

Note: Product Charts Represent Most Popular Configurations for the Specific Application.

SAFETY SHIELD®

30C Series 5/8" OD (1/2" ID)

EXAMPLE					
Part#	3	0C	31	32	48
Character	1	2	3	4	5

Connection End Guide

Characters 3 & 4:
Choice of fitting or valve for both ends of
connector (choose two)

Part #	
21	3/8" MIP (Tapped 1/4" FIP)
22	3/8" FIP
23	3/8" MIP Elbow
24	3/8" FIP Elbow
31	1/2" MIP (Tapped 3/8" FIP)
3MV6	5/8" OD x 1/2" MIP EFV
31V4	1/2" OD x 1/2" MIP EFV
31V2	3/8" OD x 1/2" MIP EFV
31V1	3/8" OD x 1/2" MIP EFV (for use w/ 60" and 72" connectors)
32	1/2" FIP
33	1/2" MIP Elbow
34	1/2" FIP Elbow
35	1/2" FIP Straight Connector Valve
36	1/2" FIP Angle Connector Valve
41	3/4" MIP (Tapped 1/2" FIP)
41V5	5/8 OD x 3/4 MIP EFV
42	3/4" FIP
43	3/4" MIP Elbow
44	3/4" FIP Elbow
45	3/4" FIP Straight Connector Valve
46	3/4" FIP Angle Connector Valve
51	1" MIP (Tapped 3/4" FIP)
52	1" FIP
61	1-1/4" MIP (Tapped 1" FIP)
62	1-1/4" FIP
98	Nut Only



Made in USA

SafetyShield® Yellow Coated Stainless Steel With SuprSense EFV (Excess Flow Valve)

MIP end

MIP EFV end



Model Number	Ordering Code	Description	Pack Quantity	Pack Weight (lbs)
XL30C-4141V5-12	0241765	3/4" MIP x 3/4" MIP SuprSense x 12"L Coated	20	18
XL30C-3141V5-12	0241766	1/2" MIP x 3/4" MIP SuprSense x 12"L Coated	20	18
XL30C-313MV6-12	0241767	1/2" MIP x 1/2" MIP(no female) SuprSense x 12"L Coated	20	18
XL30C-4141V5-18	0241798	3/4" MIP x 3/4" MIP SuprSense x 18"L Coated	20	20
XL30C-3141V5-18	0241799	1/2" MIP x 3/4" MIP SuprSense x 18"L Coated	20	20
XL30C-313MV6-18	0241800	1/2" MIP x 1/2" MIP(no female) SuprSense x 18"L Coated	20	20
XL30C-4141V5-24	0241831	3/4" MIP x 3/4" MIP SuprSense x 24"L Coated	20	21
XL30C-3141V5-24	0241832	1/2" MIP x 3/4" MIP SuprSense x 24"L Coated	20	21
XL30C-313MV6-24	0241833	1/2" MIP x 1/2" MIP(no female) SuprSense x 24"L Coated	20	21
XL30C-4141V5-30	0241864	3/4" MIP x 3/4" MIP SuprSense x 30"L Coated	20	23
XL30C-3141V5-30	0241865	1/2" MIP x 3/4" MIP SuprSense x 30"L Coated	20	23
XL30C-313MV6-30	0241866	1/2" MIP x 1/2" MIP(no female) SuprSense x 30"L Coated	20	23
XL30C-4141V5-36	0241894	3/4" MIP x 3/4" MIP SuprSense x 36"L Coated	20	24
XL30C-3141V5-36	0241895	1/2" MIP x 3/4" MIP SuprSense x 36"L Coated	20	24
XL30C-313MV6-36	0241896	1/2" MIP x 1/2" MIP(no female) SuprSense x 36"L Coated	20	24

FIP end

MIP end



Standard Gas Fittings

Model Number	Ordering Code	Description	Pack Quantity	Pack Weight (lbs)
30C-3141-12	0240485	1/2" MIP x 3/4" MIP x 12"L Coated	25	18
30C-3131-12	0240455	1/2" MIP x 1/2" MIP x 12"L Coated	25	17
30C-4242-12	0240522	3/4" FIP x 3/4" FIP x 12"L Coated	25	18
30C-3232-12	0240434	1/2" FIP x 1/2" FIP x 12"L Coated	25	16
30C-3132-12	0240442	1/2" MIP x 1/2" FIP x 12"L Coated	25	16
30C-3135-12	0240749	1/2" MIP x 1/2" FIP Ball Valve x 12"L Coated	25	23
30C-3235-12	0242049	1/2" FIP x 1/2" FIP Ball Valve x 12"L Coated	25	23
30C-3141-18	0240560	1/2" MIP x 3/4" MIP x 18"L Coated	25	20
30C-3131-18	0240521	1/2" MIP x 1/2" MIP x 18"L Coated	25	18
30C-4242-18	0240590	3/4" FIP x 3/4" FIP x 18"L Coated	25	19
30C-3232-18	0240495	1/2" FIP x 1/2" FIP x 18"L Coated	25	17
30C-3132-18	0240176	1/2" MIP x 1/2" FIP x 18"L Coated	25	18
30C-3135-18	0240782	1/2" MIP x 1/2" FIP Ball Valve x 18"L Coated	25	24
30C-3235-18	0240776	1/2" FIP x 1/2" FIP Ball Valve x 18"L Coated	25	24
30C-3141-24	0240615	1/2" MIP x 3/4" MIP x 24"L Coated	25	22
30C-3131-24	0240172	1/2" MIP x 1/2" MIP x 24"L Coated	25	21
30C-4242-24	0240633	3/4" FIP x 3/4" FIP x 24"L Coated	25	22
30C-3232-24	0240564	1/2" FIP x 1/2" FIP x 24"L Coated	25	19
30C-3132-24	0240177	1/2" MIP x 1/2" FIP x 24"L Coated	25	20
30C-3135-24	0240799	1/2" MIP x 1/2" FIP Ball Valve x 24"L Coated	25	26
30C-3235-24	0242418	1/2" FIP x 1/2" FIP Ball Valve x 24"L Coated	25	26
30C-3141-30	0240666	1/2" MIP x 3/4" MIP x 30"L Coated	25	23
30C-3131-30	0240639	1/2" MIP x 1/2" MIP x 30"L Coated	25	22
30C-4242-30	0240684	3/4" FIP x 3/4" FIP x 30"L Coated	25	23
30C-3232-30	0240622	1/2" FIP x 1/2" FIP x 30"L Coated	25	21
30C-3132-30	0240628	1/2" MIP x 1/2" FIP x 30"L Coated	25	21
30C-3135-30	0242410	1/2" MIP x 1/2" FIP Ball Valve x 30"L Coated	25	28
30C-3235-30	0242050	1/2" FIP x 1/2" FIP Ball Valve x 30"L Coated	25	27
30C-3141-36	0240701	1/2" MIP x 3/4" MIP x 36"L Coated	25	25
30C-3131-36	0240173	1/2" MIP x 1/2" MIP x 36"L Coated	25	24
30C-4242-36	0240711	3/4" FIP x 3/4" FIP x 36"L Coated	25	25
30C-3232-36	0240182	1/2" FIP x 1/2" FIP x 36"L Coated	25	23
30C-3132-36	0240178	1/2" MIP x 1/2" FIP x 36"L Coated	25	23
30C-3135-36	0240854	1/2" MIP x 1/2" FIP Ball Valve x 36"L Coated	25	30
30C-3235-36	0242419	1/2" FIP x 1/2" FIP Ball Valve x 36"L Coated	25	29

* For additional configuration including nut x nut connectors see Gas Appliance Connectors and Plumbing Supplies Pricing Book or visit the Dormont website www.dormont.com

** For product specifications see page 29


*** Retail bagged connectors available upon request

Note: Product Charts Represent Most Popular Configurations for the Specific Application.



Made in USA

Gas Adapters



Easy to Use Handle

- Handles are ergonomically designed for smooth turns.
- Quarter-turn handle design makes for easy on/off operation.
- Most handles feature a lock-out for added safety.

Easier Installation


- Large wrench flats allow for quick, easy installation.

Reliable Long-Lasting Performance

- The forged brass body eliminates the possibility of leaks associated with cast products.
- All valves are 100% leak tested.
- Valves are approved and design-certified by CSA for use with natural, manufactured, mixed liquefied petroleum gases, and LP gas-air mixtures.

IMPORTANT: The National Fuel Gas Code (ANSI Z223.1) requires each outlet, including a valve, be closed gas tight with a threaded plug or cap immediately after installation and until equipment is connected, and when equipment is disconnected from an outlet and the outlet is not to be used again immediately.

Model Number	Ordering Code	Description	Pack Quantity	Pack Weight (lbs)
90-1031-V1R	CALL	1/2" MNPT x 3/8" FNPT, SuprSense Excess Flow Valve	5	3.50
90-1031-V2R	0145976	1/2" MNPT x 3/8" FNPT, SuprSense Excess Flow Valve	5	3.50
90-2031-V4B	0243752	1/2" MNPT (no female), SuprSense Excess Flow Valve	5	3.50
90-3041-V5R	CALL	3/4" MNPT x 1/2" FNPT, SuprSense Excess Flow Valve	5	3.53
90-303M-V6B	0243751	1/2" MNPT (no female), SuprSense Excess Flow Valve	5	3.50
90-3031	0240194	5/8" OD Flare (15/16" - 16 thread) x 1/2" MIP (Tapped 3/8" FIP)	25	5.50
90-3041	0240196	5/8" OD Flare (15/16" - 16 thread) x 3/4" MIP (Tapped 1/2" FIP)	25	6.80
90-3032	0240195	5/8" OD Flare (15/16" - 16 thread) x 1/2" FIP	25	5.00
90-3042	0240197	5/8" OD Flare (15/16" - 16 thread) x 3/4" FIP	25	5.30
95-3042	0241568	5/8" OD Flare (15/16" - 16 thread) x 3/4" FIP Elbow	25	6.80
90-2021	0240206	1/2" OD Flare x 3/8" MIP (Tapped 1/4" FIP)	25	4.00
90-2031	0240190	1/2" OD Flare x 1/2" MIP (Tapped 3/8" FIP)	25	5.50
90-2041	0240192	1/2" OD Flare x 3/4" MIP (Tapped 1/2" FIP)	25	5.50
90-2022	0240189	1/2" OD Flare x 3/8" FIP	25	3.30
90-2032	0240191	1/2" OD Flare x 1/2" FIP	25	4.30
90-2042	0240193	1/2" OD Flare x 3/4" FIP	25	5.50
90-1021	0240205	3/8" OD Flare x 3/8" MIP (Tapped 1/4" FIP)	25	3.00
90-1031	0240210	3/8" OD Flare x 1/2" MIP (Tapped 3/8" FIP)	25	5.00
90-1022	0240203	3/8" OD Flare x 3/8" FIP	25	3.00
90-1032	0240209	3/8" OD Flare x 1/2" FIP	25	4.00
95-1021	0241566	3/8" OD Flare x 3/8" MIP Elbow	25	4.20
90-4041	0240217	1" OD Flare x 3/4" MIP (Tapped 1/2" FIP)	10	2.80
90-4042	0240234	1" OD Flare x 3/4" FIP	10	3.50
90-5051	0240229	1-1/4" OD Flare x 1" MIP (Tapped 3/4" FIP)	10	4.00
90-5052	0240227	1-1/4" OD Flare x 1" FIP	10	3.80
90-6061	0240962	1-1/2" OD Flare x 1-1/4" MIP (Tapped 1" FIP)	10	6.00
90-6062	0240944	1-1/2" OD Flare x 1-1/4" FIP	10	5.70
SAFETYCAP-01	0240202	3/8" SAE Thread (3/8" OD)	10	0.80
SAFETYCAP-02	0240204	1/2" SAE Thread (1/2" OD) Thread (5/8" OD)	10	1.30
SAFETYCAP-03	0240207	5/8" SAE Thread (5/8" OD)	10	2.00
SAFETYCAP-04	0240208	5/8" OD (15/16" - 16 Thread)	10	2.90



Gas Shutoff Valves

Model Number	Ordering Code	Description	Pack Quantity	Pack Weight (lbs)
92-2222	0240219	3/8" FIP x 3/8" FIP	10	3.00
92-3232	0240200	1/2" FIP x 1/2" FIP	10	3.60
92-4242	0240201	3/4" FIP x 3/4" FIP	10	5.50
92ST-3232	0240880	1/2" FIP x 1/2" FIP	10	4.50
92ST-4242	0240933	3/4" FIP x 3/4" FIP	10	5.70
91-1032	0240198	3/8" OD Flare x 1/2" FIP	10	3.70
91-2032	0240199	1/2" OD Flare x 1/2" FIP	10	4.00
91-3032	0240236	5/8" OD Flare (15/16" - 16 thread) x 1/2" FIP	10	4.50
91-3042	0240291	5/8" OD Flare (15/16" - 16 thread) x 3/4" FIP	10	5.80
93-1032	0240269	3/8" OD Flare x 1/2" FIP Angle	10	5.10
93-2032	0240282	3/8" OD Flare x 1/2" FIP Angle	10	5.30
93-3042	0240302	3/8" OD Flare x 1/2" FIP Angle	10	6.00
94-3232	0240244	1/2" FIP x 1/2" FIP	10	5.10
94-4242	0240342	3/4" FIP x 3/4" FIP	10	7.50
94-5252	0240759	1" FIP x 1" FIP	6	7.80

Connect with Confidence

With Dormont, you—and your customers—gain the security of knowing...

- EVERY connector is backed by THE safe installation of more than 115 million gas connectors over 50 years.
- EVERY connector is 100% leak tested.
- Our products are specified and preferred by gas utilities, housing authorities, professional installers, and restaurant chains nationwide.
- Dormont makes each gas connector as if it were going to be installed in our own homes or businesses.
- Dormont provides competitive pricing without sacrificing quality.

With Dormont, you—and your customers—gain the quality assurance of...

- An ISO 9001:2008 registered U.S. manufacturer of gas connectors.
- State-of-the-art production facilities with proprietary equipment in Pittsburgh, Pennsylvania, USA.
- Expert factory-based technical support for installations.
- Exceeding the performance requirements required by CSA and the ANSI product standards.
- Consistent, world-class service and inventory support with 99% on-time shipping.

Dormont Gas Connectors are proudly built in America.

Most Dormont foodservice products are built in the United States from domestic and foreign parts and components.

Dormont products are specified and preferred by gas utilities, housing authorities, professional installers, service technicians, architects, FCSI designers, appliance manufacturers and restaurant chains nationwide.





A Watts Water Technologies Company

USA: Tel: (800) 367-6668 • Fax: (724) 733-4808 • Dormont.com

Canada: Tel: (905) 332-4090 • Fax: (905) 332-7068 • Dormont.ca

Latin America: Tel: (52) 81-1001-8600 • Fax: (52) 81-8000-7091 • Dormont.com